

NOTES

- THIS DRAWING IS TO BE READ IN CONJUNCTION WITH ALL ENGINEERS & ARCHITECTS DRAWINGS FIGURED DIMENSIONS ONLY (NOT SCALING) TO BE USED. WHERE A CONFLICT OF INFORMATION EXISTS OR IF IN ANY DOUBT - ASK.
- CONSULTANTS TO BE INFORMED IMMEDIATELY OF ANY DISCREPANCIES BEFORE WORK PROCEEDS.

NOTES:
 1. DETAILED DESIGN & SPECIFICATION OF BLUE & GREEN ROOF OR PODIUM SYSTEMS BY THE SUPPLIER, SUBJECT TO APPROVAL.
 2. ALL MEMBRANES/ SHEETS TO BE UV STABILISED & ROOT PROOF.

MAINTENANCE REQUIREMENTS FOR GREEN ROOFS
 REGULAR INSPECTIONS ANNUALLY AND AFTER SEVERE STORMS. INSPECT ALL COMPONENTS INCLUDING SOIL, SUBSTRATE, VEGETATION, DRAINS, IRRIGATION SYSTEMS (IF APPLICABLE), MEMBRANES AND ROOF STRUCTURE FOR PROPER OPERATION, INTEGRITY OF WATERPROOFING AND STRUCTURAL STABILITY. INSPECT SOIL SUBSTRATE FOR EVIDENCE OF EROSION CHANNELS AND IDENTIFY ANY SEDIMENT SOURCES. INSPECT DRAIN INLETS TO ENSURE UNRESTRICTED RUNOFF FROM THE DRAINAGE LAYER TO THE CONDUITANCE OR ROOF DRAIN SYSTEM. INSPECT UNDERSIDE OF ROOF FOR EVIDENCE OF LEAKAGE.

REGULAR MAINTENANCE
 REMOVE DEBRIS AND LITTER TO PREVENT CLOGGING OF INLET DRAINS AND INTERFERENCE WITH PLANT GROWTH. SIX MONTHLY AND ANNUALLY (OR AS REQUIRED). MONTHLY (BUT USUALLY DURING ESTABLISHMENT (I.E. YEAR ONE), REPLACE DEAD PLANTS AS REQUIRED. MONTHLY (BUT USUALLY POST ESTABLISHMENT. REPLACE DEAD PLANTS AS REQUIRED (WHERE > 5% OF COVERAGE). ANNUALLY (IN AUTUMN) REMOVE FALLEN LEAVES AND DEBRIS FROM DECIDUOUS PLANT FOLIAGE. SIX MONTHLY OR AS REQUIRED REMOVE NASTY AND INVASIVE VEGETATION, INCLUDING WEEDS SIX MONTHLY OR AS REQUIRED. MOW GRASSES, PRUNE SHRUBS AND MANAGE OTHER PLANTING (IF APPROPRIATE) AS REQUIRED. CLIPPINGS SHOULD BE REMOVED AND NOT ALLOWED TO ACCUMULATE. SIX MONTHLY OR AS REQUIRED.

REMEDIAL ACTIONS
 IF EROSION CHANNELS ARE EVIDENT, THESE SHOULD BE STABILISED WITH EXTRA SOIL SUBSTRATE SIMILAR TO THE ORIGINAL MATERIAL, AND SOURCES OF EROSION DAMAGE SHOULD BE IDENTIFIED AND CONTROLLED. FREQUENCY AS REQUIRED. IF DRAIN INLET HAS SETTLED, CRACKED OR MOVED, INVESTIGATE AND REPAIR AS APPROPRIATE. FREQUENCY AS REQUIRED.

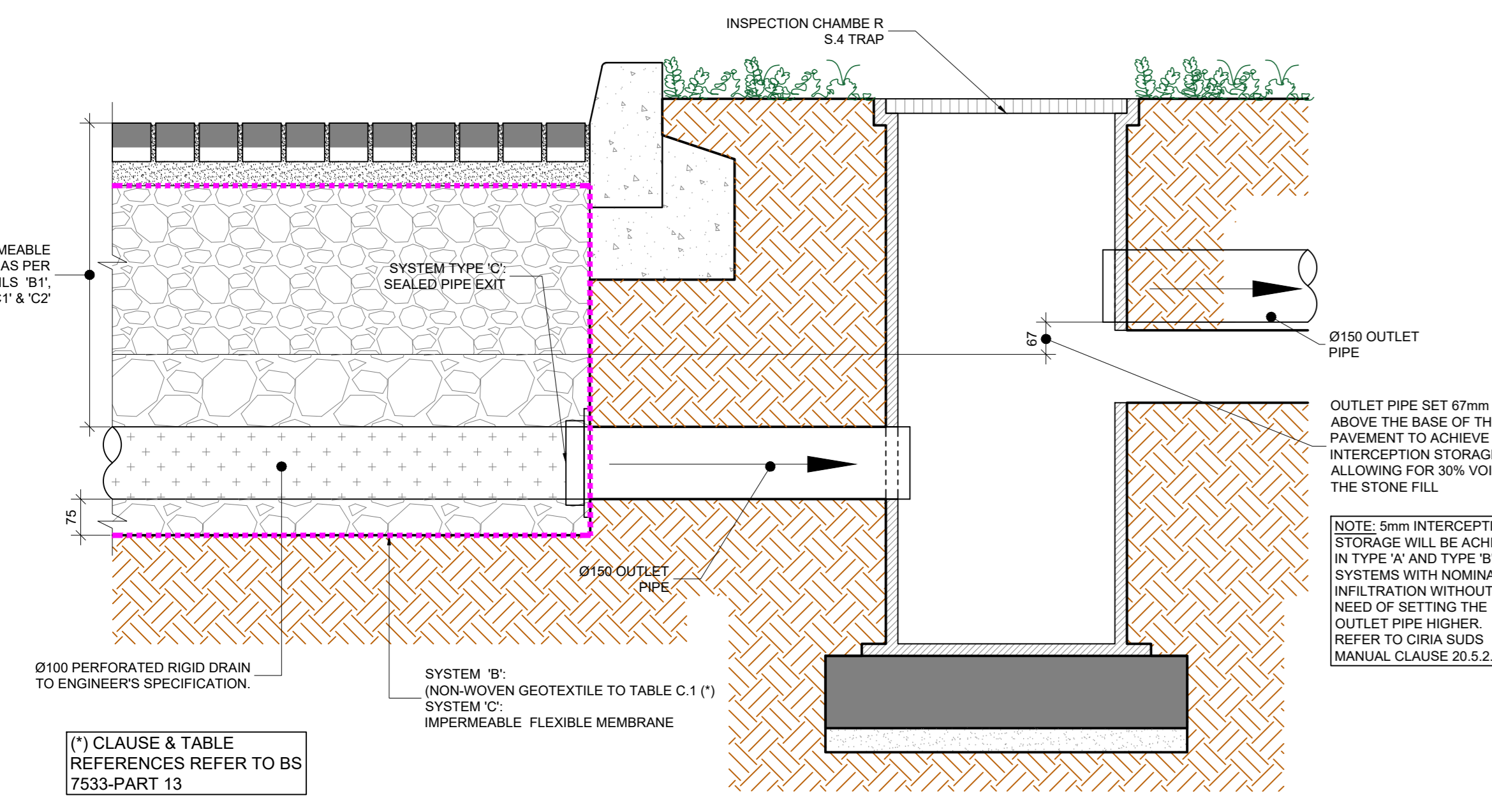
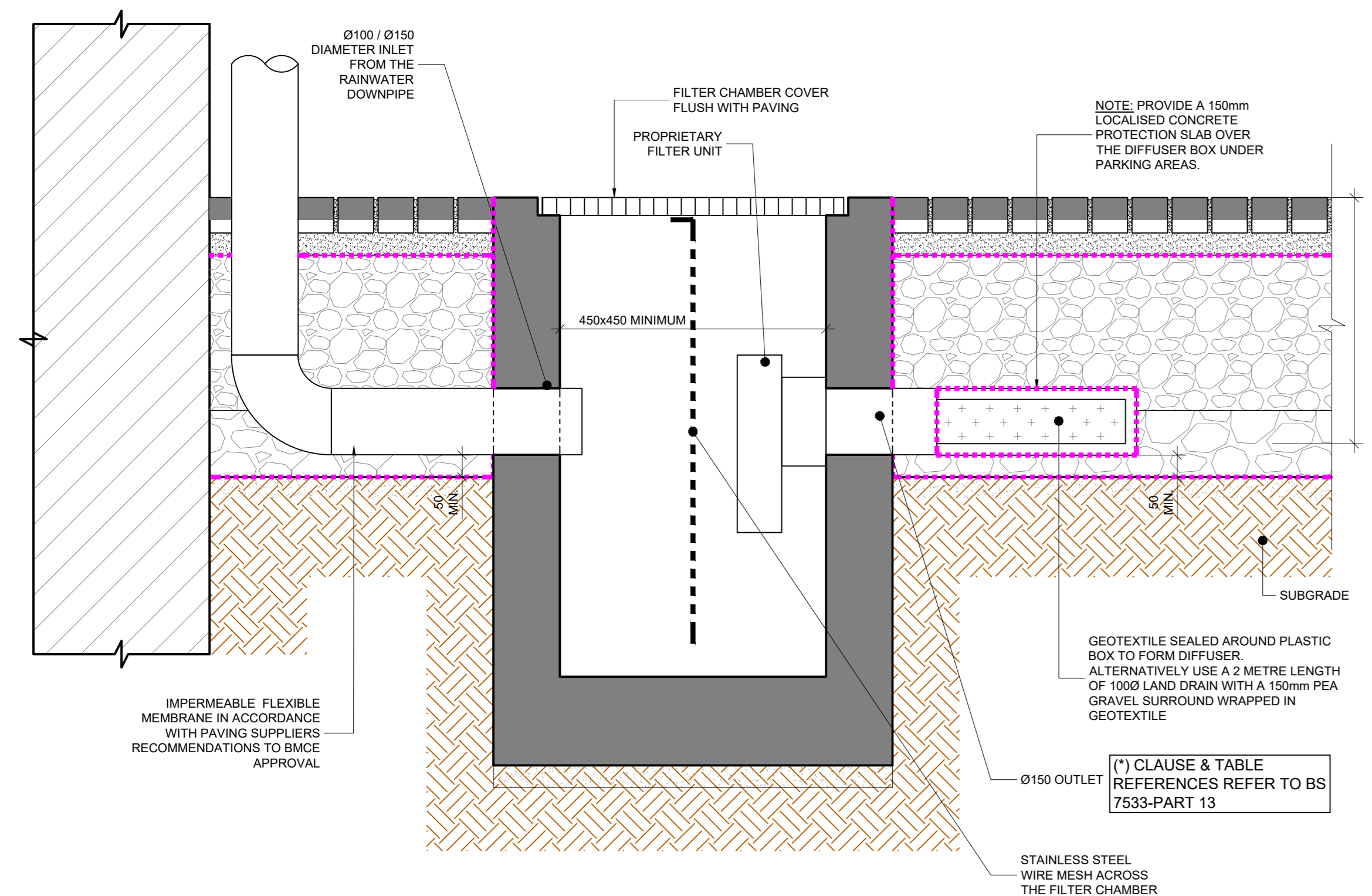
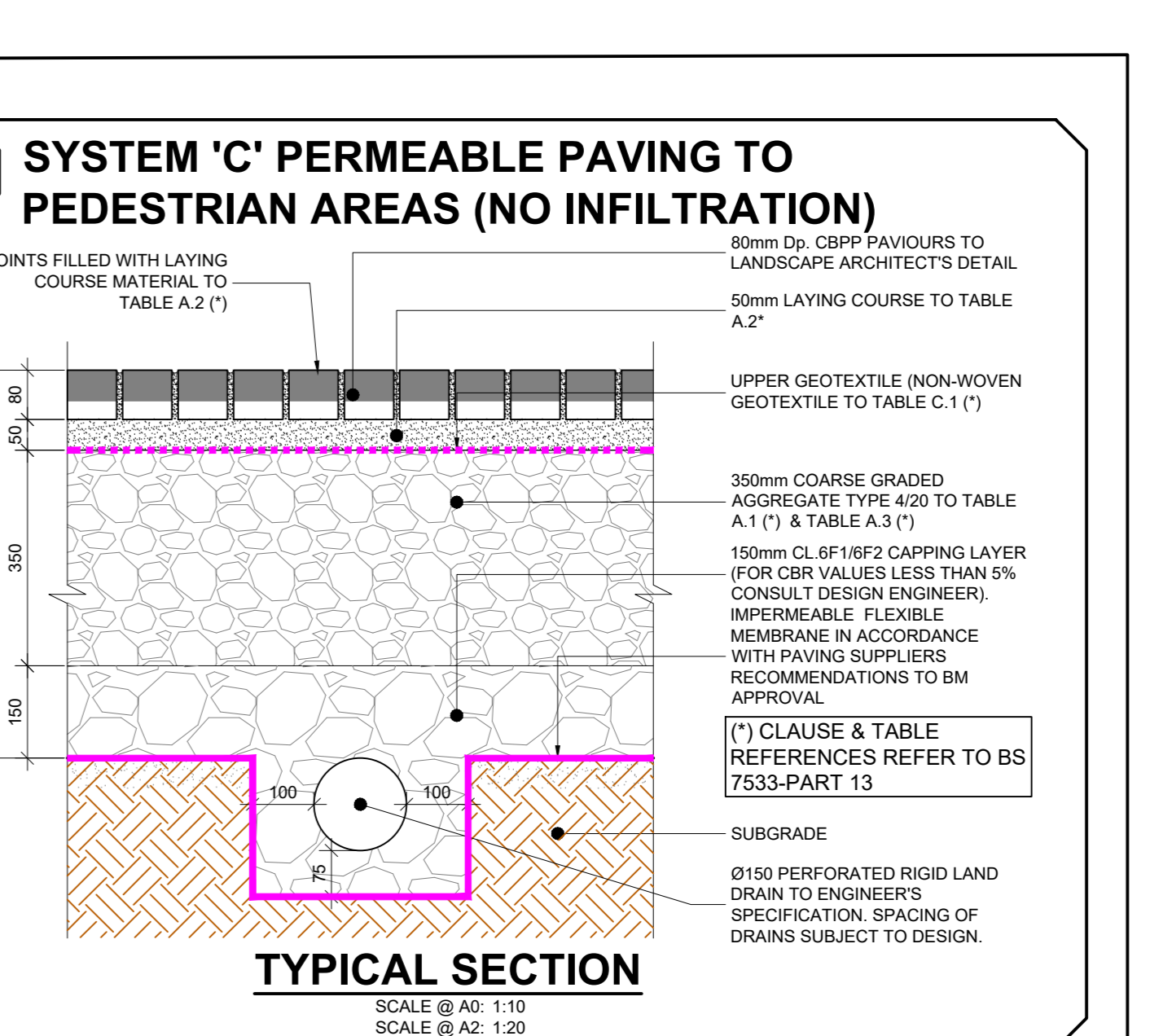
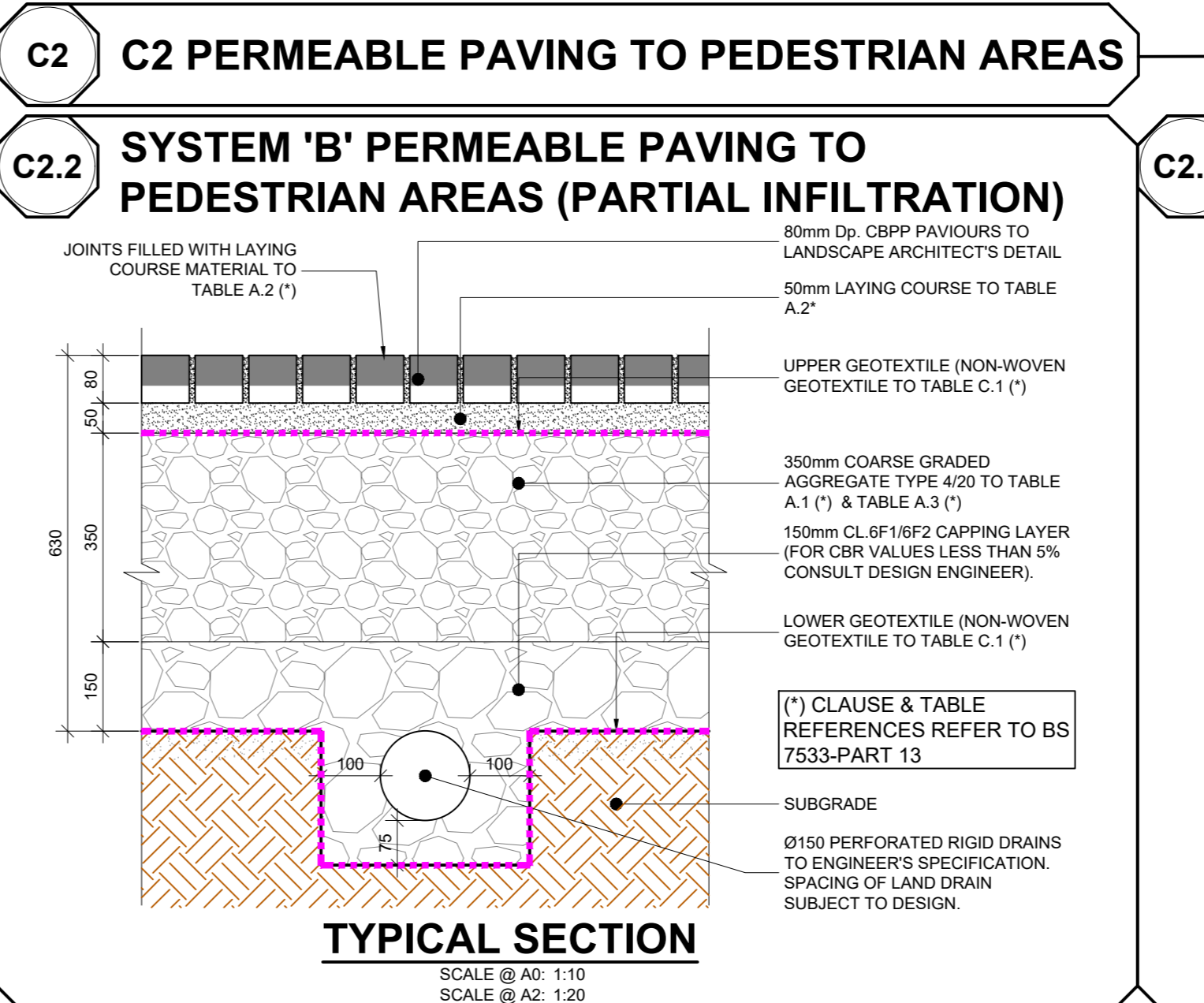
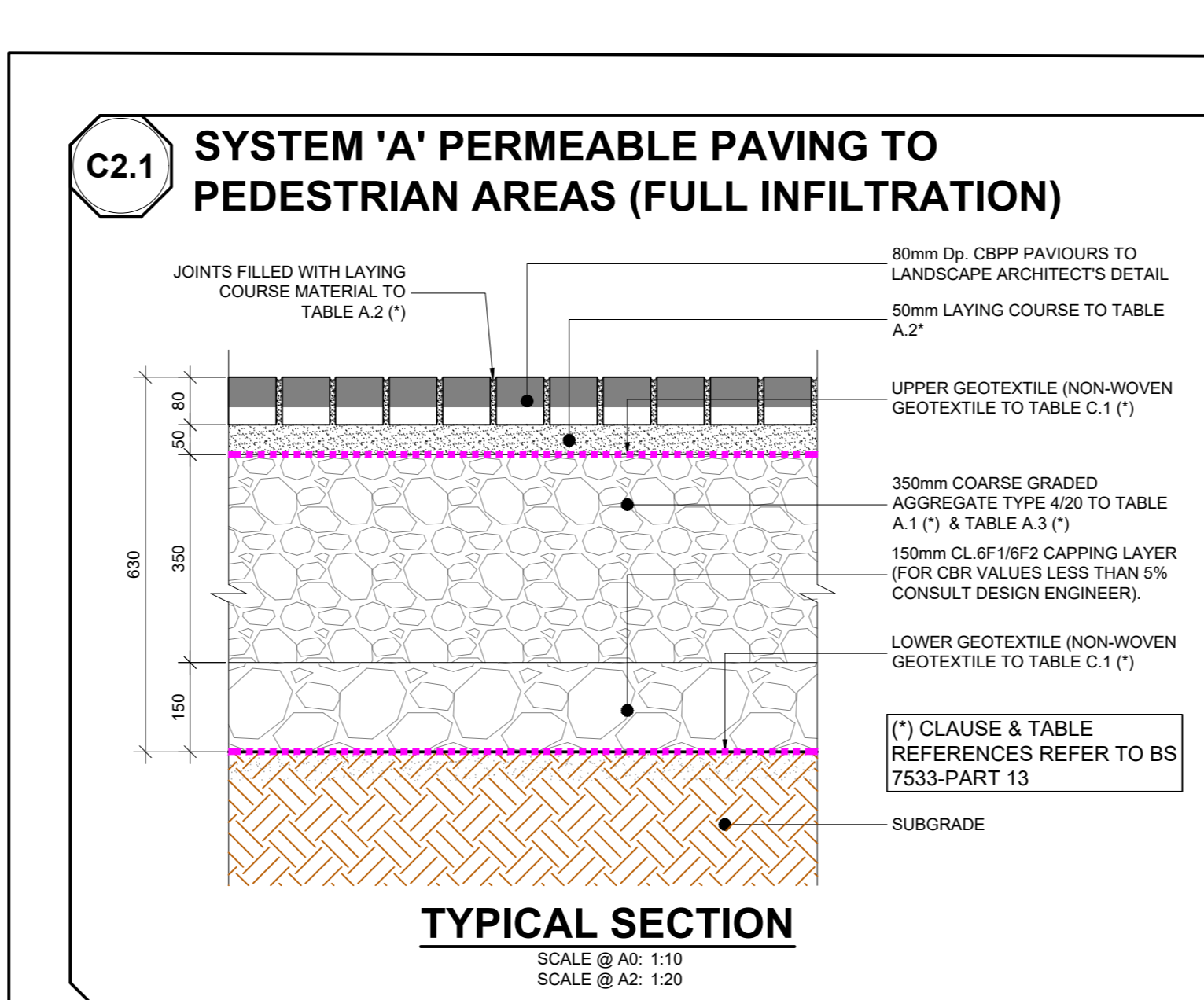
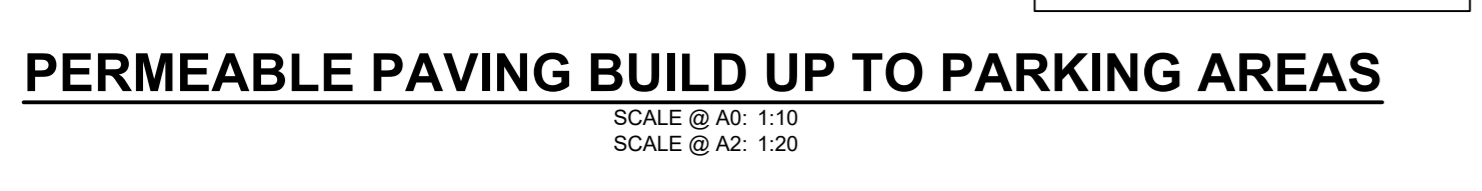
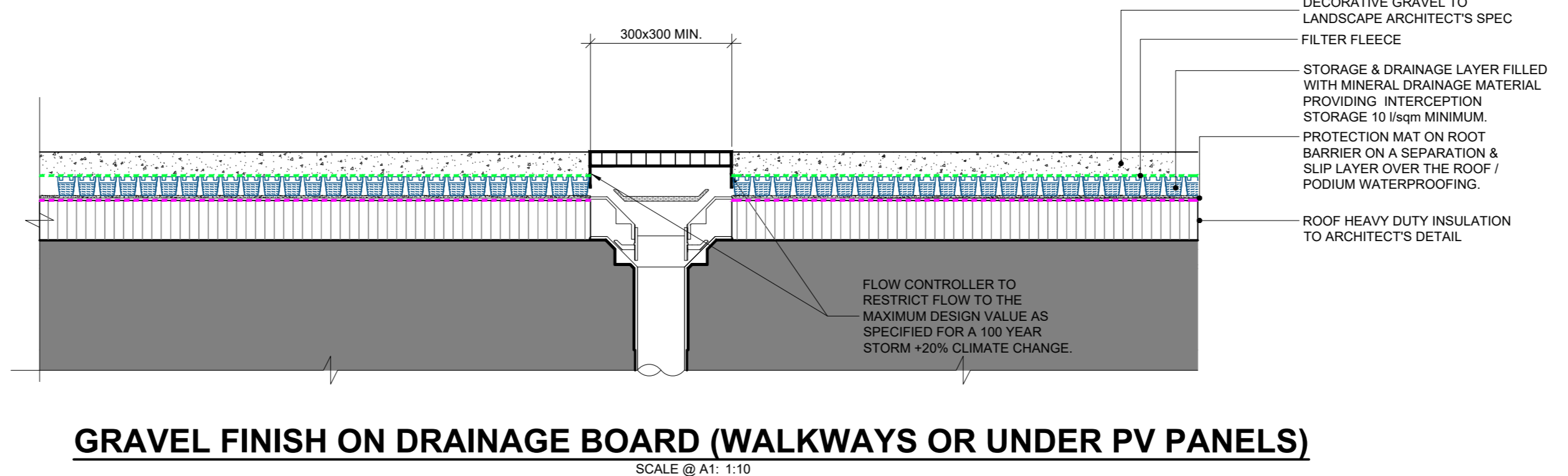
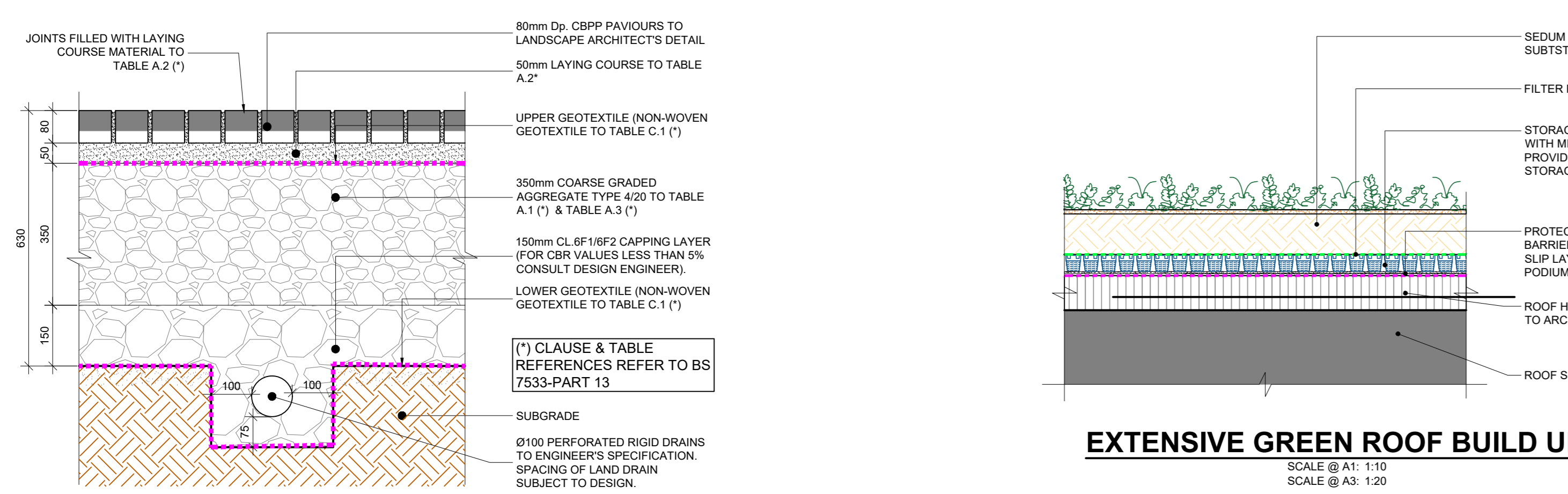
- NOTES:**
- NON-WOVEN GEOTEXTILE SPECIFICATION. THE GEOTEXTILE SHALL:
 - SUSTAIN A TENSILE LOAD OF NOT LESS THAN 8 kN/m AT BREAK AND HAVE A MINIMUM FAILURE STRAIN OF 10%.
 - WHEN EXPOSED TO UV RADIATION, MAINTAIN A TENSILE STRENGTH OF NOT LESS THAN 50% OF THE ORIGINAL TENSILE STRENGTH.
 - HAVE A MINIMUM PUNCTURE RESISTANCE OF 1200 N WHEN DETERMINED IN ACCORDANCE WITH BS EN ISO 12226.
 - HAVE A SIZE DISTRIBUTION OF PORE OPENINGS SUCH THAT THE APPARENT OPENING SIZE (AOS) WHEN DETERMINED IN ACCORDANCE WITH BS EN ISO 12226, OR OTHER APPROPRIATE TEST, IS LESS THAN 300 MICRONS.
 - ALLOW WATER TO FLOW THROUGH IT, IN EITHER DIRECTION, NORMAL TO ITS PRINCIPAL PLANE AT A RATE OF NOT LESS THAN 10 l/m² UNDER A CONSTANT HEAD OF WATER OF 100mm AND A MAXIMUM BREAKTHROUGH HEAD OF 500mm WHEN DETERMINED IN ACCORDANCE WITH BS EN ISO 12226.
 - PLAN AREA OF THE BIO RETENTION AREA SHOULD BE 2-4% OF THE OVERALL AREA DRAINED. MAXIMUM WIDTH 15m UNLESS NOTED OTHERWISE.

MAINTENANCE REQUIREMENTS FOR PERMEABLE PAVEMENTS
REGULAR MAINTENANCE
 BRUSHING AND VACUUMING (STANDARD COSMETIC SWEEP OVER WHOLE SURFACE) ONCE A YEAR, AFTER AUTUMN LEAF FALL, OR REDUCED FREQUENCY AS REQUIRED. BASED ON SITE-SPECIFIC OBSERVATIONS OF CLOGGING OR MANUFACTURER'S RECOMMENDATIONS - PAY PARTICULAR ATTENTION TO AREAS WHERE WATER RUNS ONTO PAVEMENT SURFACE FROM ADJACENT IMPERMEABLE AREAS AS THIS AREA IS MOST LIKELY TO COLLECT THE MOST SEDIMENT.
 STABILISE AND MOW CONTRIBUTING AND ADJACENT AREAS. FREQUENCY - AS REQUIRED.
 REMOVAL OF WEEDS OR MANAGEMENT USING GLYPHOSATE APPLIED DIRECTLY INTO THE WEEDS BY AN APPLICATOR RATHER THAN SPRAYING. FREQUENCY - AS REQUIRED - ONCE PER YEAR OR LESS FREQUENTLY USED PAVEMENTS.

REMEDIAL ACTIONS
 REMEDIATE ANY LANDSCAPING WHICH, THROUGH VEGETATION MAINTENANCE OR SOIL SLIP, HAS BEEN RAISED TO WITHIN 50mm OF THE LEVEL OF THE PAVING. FREQUENCY - AS REQUIRED.
 REMEDIAL WORK TO ANY DEPRESSIONS, RUTTING AND CRACKED OR BROKEN BLOCKS CONSIDERED DETRIMENTAL TO THE STRUCTURAL PERFORMANCE OR A HAZARD TO USERS, AND REPLACEMENT OF LOST JOINTING MATERIAL. FREQUENCY - AS REQUIRED.
 REHABILITATION OF SURFACE AND UPPER SUBSTRUCTURE BY REMEDIAL SWEEEPING. FREQUENCY - EVERY 10 TO 15 YEARS OR AS REQUIRED (IF INFILTRATION PERFORMANCE IS REDUCED DUE TO SIGNIFICANT CLOSING).

MONITORING
 INITIAL INSPECTION MONTHLY FOR THREE MONTHS AFTER INSTALLATION. INSPECT FOR EVIDENCE OF POOR OPERATION AND/OR WEED GROWTH AND IF REQUIRED, TAKE REMEDIAL ACTION.
 THREE-MONTHLY AS-HAFTER LARGE STORMS IN FIRST SIX MONTHS. INSPECT SILT ACCUMULATION PATTERNS AND ESTABLISH APPROPRIATE BRUSHING FREQUENCIES.
 MONITOR INSPECTION CHAMBERS ANNUALLY.

NOTE:
 FOR PERMEABLE PAVED AREAS WITHIN 1.5m OF BUILDING FOUNDATIONS OR 1.5 METRES OF THE SITE BOUNDARY, AN IMPERMEABLE MEMBRANE STRIP 1.5m WIDE SHOULD BE PROVIDED I.E. TYPE B1 OR B2 DETAILS WILL APPLY LOCALLY.



PL2	20.08.24	ISSUED FOR PLANNING	AM
PL1	10.03.24	ISSUED FOR PLANNING	AM
ISSUE	DATE	DESCRIPTION	BY

Project Engineer: MT Project Director: MH

PLANNING COMPLIANCE

BM
 BARRETT MANBY
 20th Floor, 4th Phase, 4th Floor, London SE1 2BA, United Kingdom
 Tel: (0)20 3750 3500 Fax: (0)20 3750 3500

CLIENT: **ARDSTONE HOMES LIMITED**

PROJECT TITLE: **CARRIGMORE WOODS** BM PROJECT No: **21.226**

REFERENCE	SUITABILITY	REVISION
1	80	-

DRAWING TITLE: **Suds DETAILS: PERMEABLE PAVING & GREEN ROOF**

DRAWING REFERENCE	STATUS	REVISION
CWD-BMCE-ZZ-ZZ-DR-C-12300	S0	PLZ