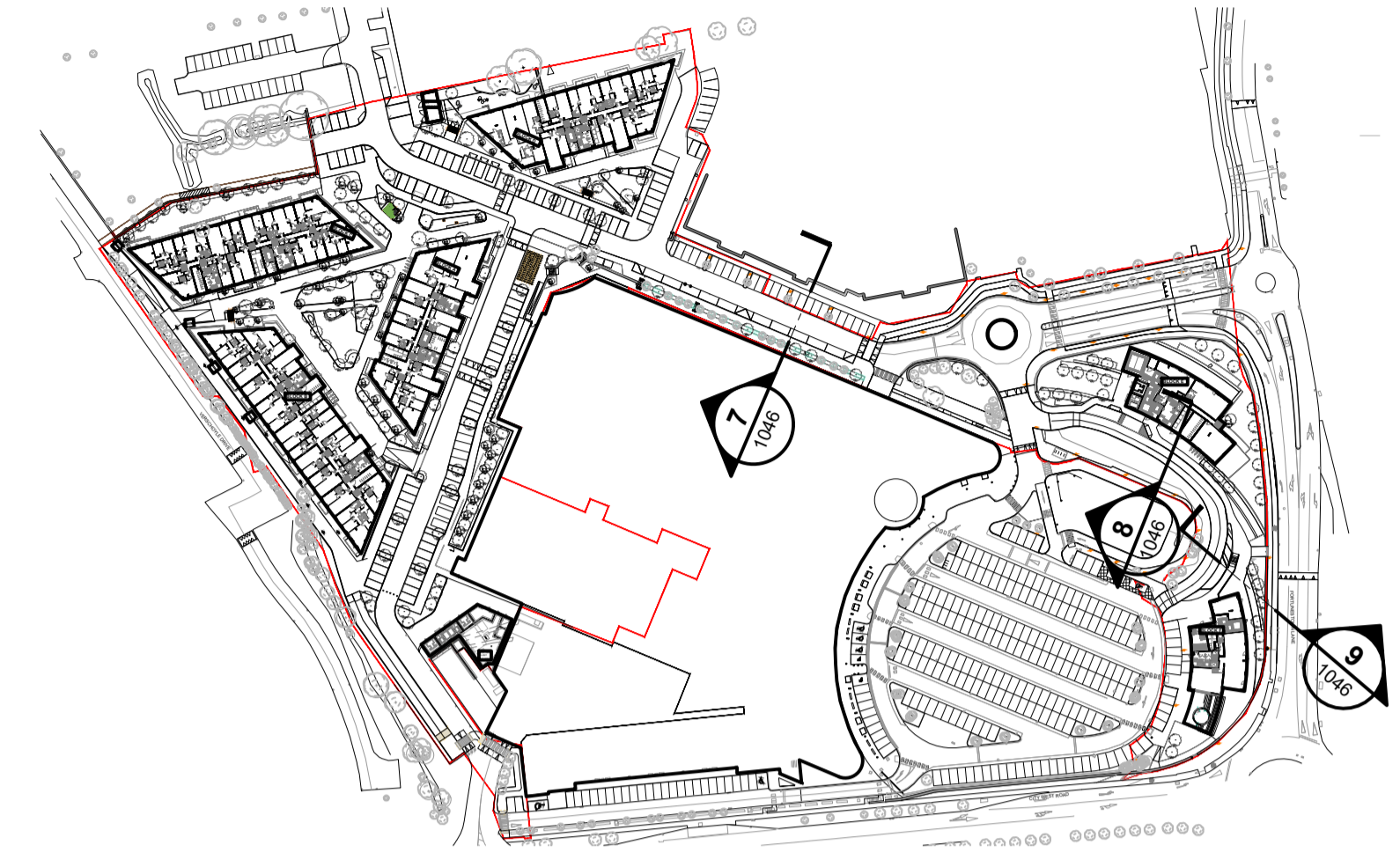
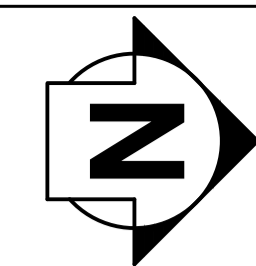
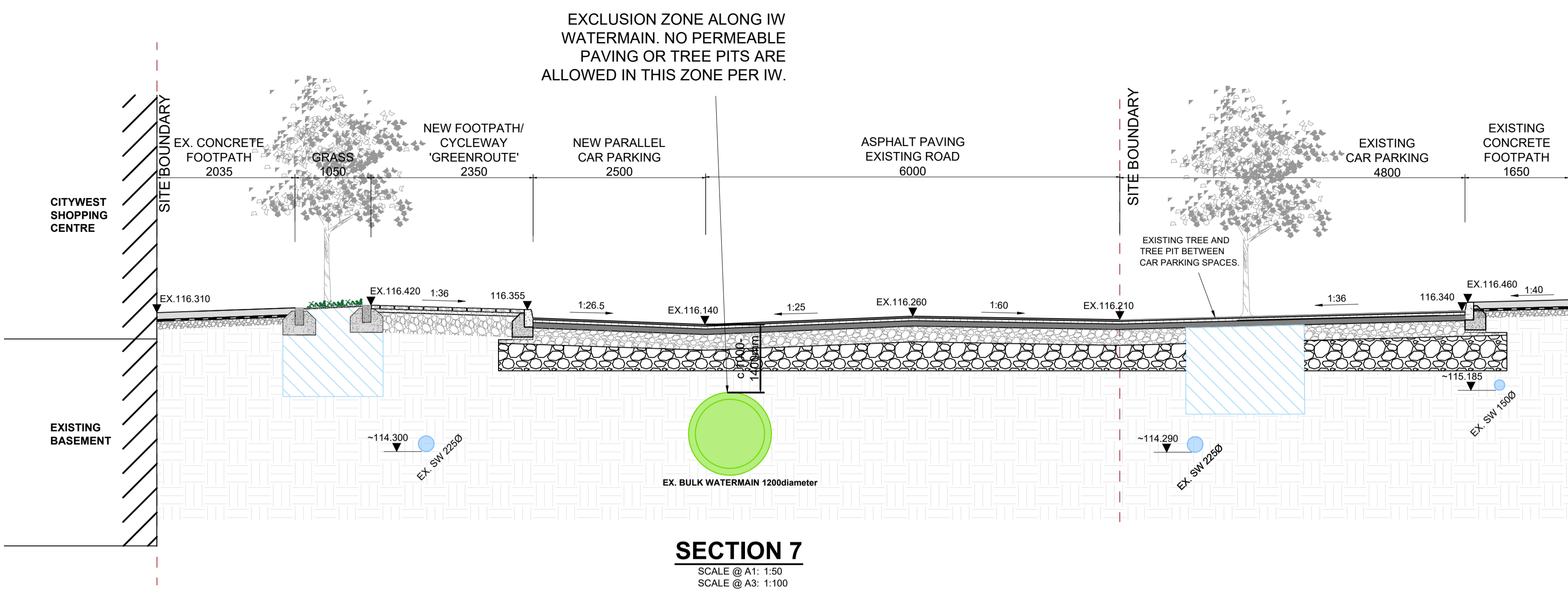


**NOTES**

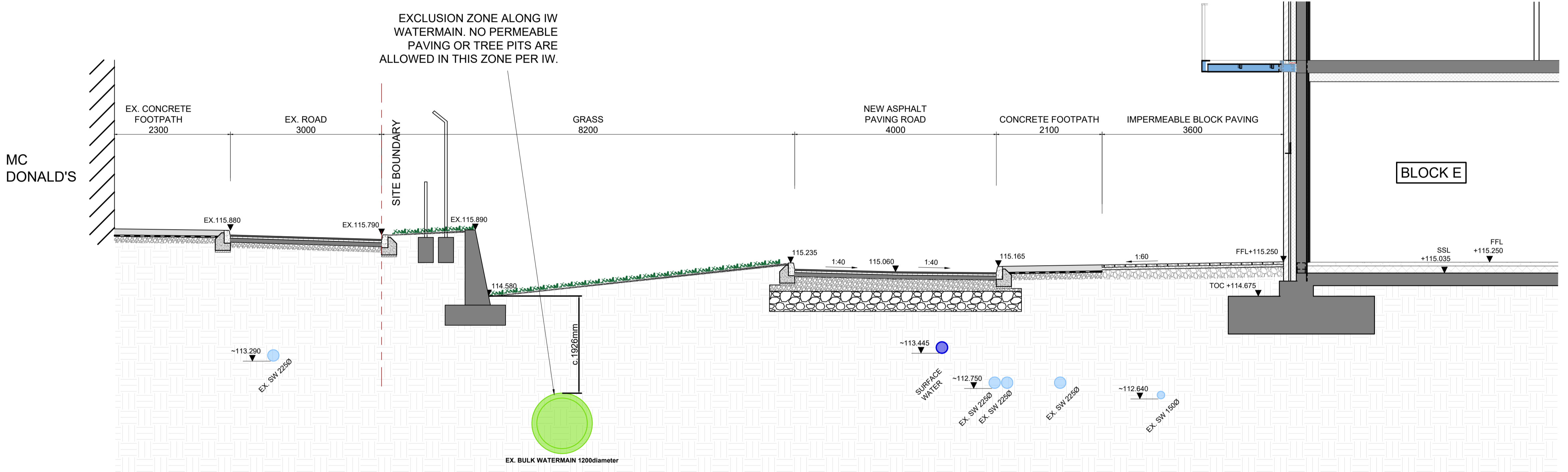
1. THIS DRAWING IS TO BE READ IN CONJUNCTION WITH ALL ENGINEERS & ARCHITECTS DRAWINGS FIGURED DIMENSIONS ONLY (NOT SCALING) TO BE USED. WHERE A CONFLICT OF INFORMATION EXISTS OR IF IN ANY DOUBT - 'ASK'.
2. CONSULTANTS TO BE INFORMED IMMEDIATELY OF ANY DISCREPANCIES BEFORE WORK PROCEEDS.



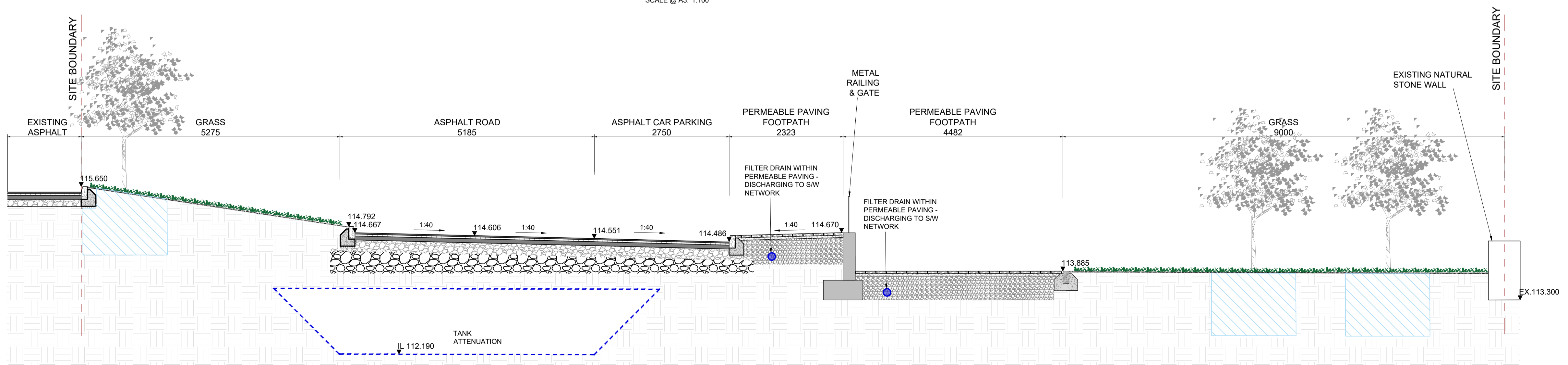
**KEY PLAN**  
SCALE @ A1: 1:2000  
SCALE @ A3: 1:4000



**SECTION 7**  
SCALE @ A1: 1:50  
SCALE @ A3: 1:100



**SECTION 8**  
SCALE @ A1: 1:50  
SCALE @ A3: 1:100



**SECTION 9**  
SCALE @ A1: 1:50  
SCALE @ A3: 1:100

PL1	29.08.24	ISSUED FOR PLANNING	AM
ISSUE	DATE	DESCRIPTION	BY
Project Engineer: MT		Project Director: MH	
BM STAGE			
<b>PLANNING COMPLIANCE</b>			
<b>BM</b>		Dublin Office: Sandwith House, 52-54 Lower Sandwith Street, Dublin 2, Ireland. Tel: (01) 677 3200 Fax: (01) 677 3164	
BARRETT MAHONY		London Office: 5th Floor, Mill House, 8 Mill Street, London SE1 2BA, United Kingdom. Tel: (0044) 20 3750 3530	
Consulting Engineers, Civil / Structural / Project Management. E-mail: bmce@bmce.ie Web: www.bmce.ie			
CLIENT <b>ARDSTONE HOMES LIMITED</b>			
PROJECT TITLE <b>CARRIGMORE WOODS</b>			BM PROJECT No. <b>21.226</b>
REFERENCE	SUITABILITY <b>S0</b>	REVISION	
DRAWING TITLE <b>SURFACE WATER CONVEY AND ABOVE GROUND SuDS CROSS SECTIONS - BLOCK E &amp; F</b>			
DRAWING REFERENCE <b>CWD-BMCE-ZZ-ZZ-DR-C-1046</b>	STATUS <b>S0</b>	REVISION <b>PL1</b>	