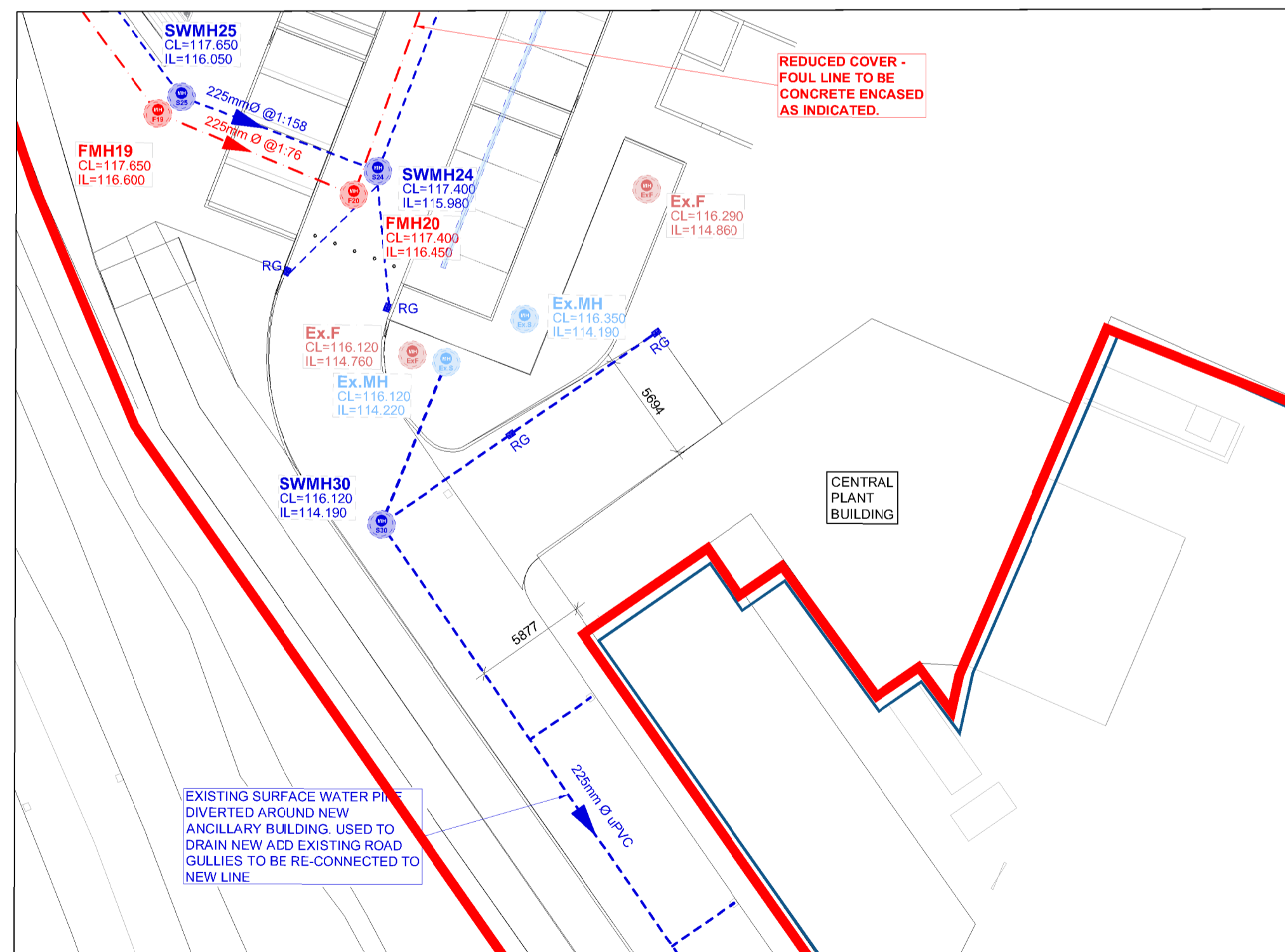


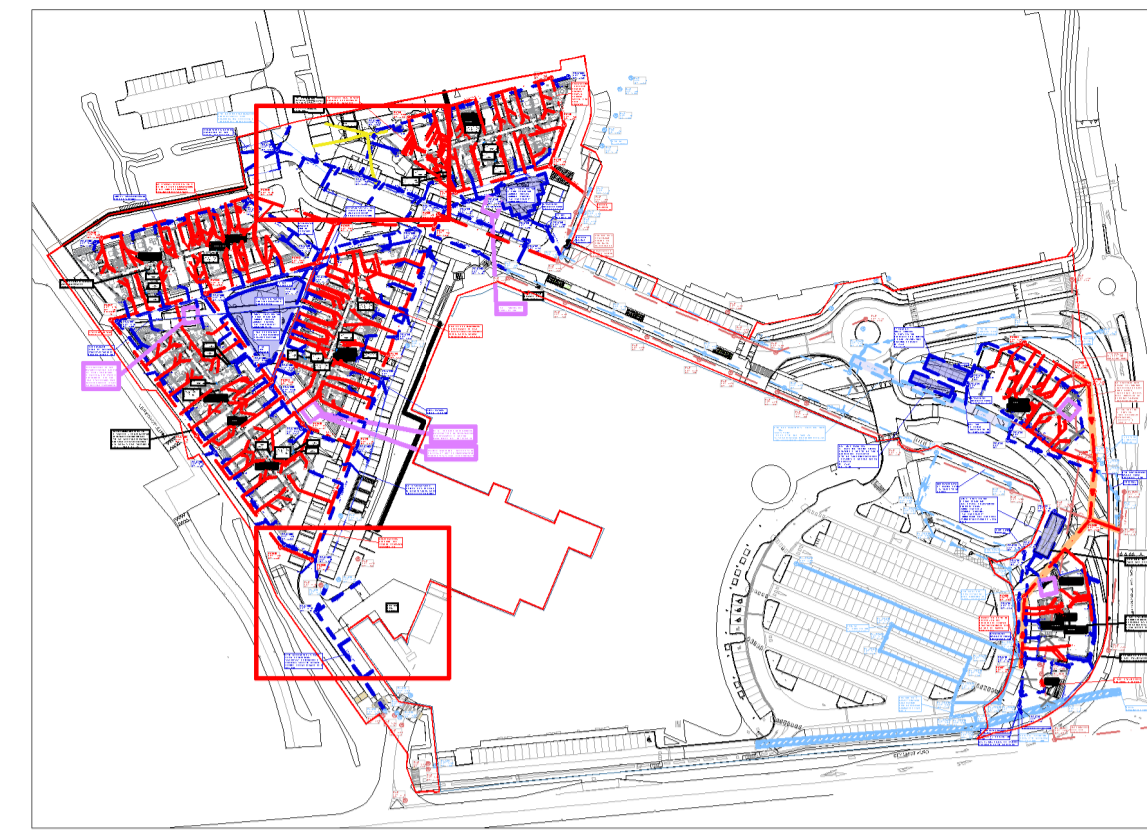
COMBINED SURFACE & FOUL WATER DRAINAGE LAYOUT - AREA A

SCALE @ A1: 1:250
SCALE @ A3: 1:500



COMBINED SURFACE & FOUL WATER DRAINAGE LAYOUT - AREA B

SCALE @ A1: 1:250
SCALE @ A3: 1:500



KEY PLAN

SCALE @ A1: 1:2500
SCALE @ A3: 1:5000

GENERAL:

ALL WATERMAIN AND FOUL DRAINAGE INFRASTRUCTURE TO BE INSTALLED STRICTLY IN ACCORDANCE WITH THE IRISH WATER CODE OF PRACTICE AND THEIR STANDARD DETAILS. <https://www.water.ie/connections/developer-services/standard-details-codes/>

THE CONTRACTOR IS RESPONSIBLE FOR ENSURING QA INSPECTIONS, TESTING AND RECORD KEEPING ARE CARRIED OUT IN ACCORDANCE WITH THE IRISH WATER'S FIELD INSPECTION MANUAL AND ANY OTHER REQUIREMENTS SET OUT IN THE CONNECTION OFFER OR BY THE FIELD ENGINEER.

THE CONTRACTOR SHALL LIAISE WITH IRISH WATER'S FIELD ENGINEER AN AGREE WHICH WORKS AND TESTING ARE REQUIRED TO BE WITNESSED AND PROVIDE ADEQUATE NOTICE FOR SAME.

BMCE BELOW GROUND SERVICES DRAWINGS TO BE READ IN CONJUNCTION WITH THE M&E SUBCONTRACTOR'S SITE SERVICES DRAWINGS AS WELL AS THE ARCHITECT'S DRAWINGS.

POSITIONS OF BURIED SERVICES ARE INDICATIVE ONLY. THE SETTING OUT OF ALL EXTERNAL SITE SERVICES IS THE RESPONSIBILITY OF THE CONTRACTOR, AND THEY SHALL SATISFY THEMSELVES THAT THE REQUIRED DEPTH OF COVER AND SEPERATION DISTANCES ARE ACHIEVED IN ACCORDNACE WITH IRISH WATER'S STANDARD DETAILS.

REFER TO THE ARCHITECT FOR THE SET OUT OF INTERNAL POP UPS AND SVPs. NOTIFY THE DESIGN TEAM OF ANY DISCREPANCIES. PRIMARY MANHOLES AND DRAINAGE PIPES SIZES AND DEPTHS ARE INDICATED ON THE PLAN.

INTERNAL BURIED DRAINAGE TO BE MINIMUM 100dia BUT NOT LESS THAN THE INCOMING M&E PIPEWORK.

EXTERNAL SECONDARY BURIED PIPEWORK TO BE MINIMUM 150dia U.N.O. ON THE PLANS.

INTERNAL BURIED DRAINAGE (FOUL) SHALL HAVE FALLS OF 1:40 BUT NOT LESS THAN 1:80 SUBJECT TO LEVELS OF THE RECEIVING PIPEWORK.

WHERE TWO BELOW SLAB-PIPES OFFFALL TO A SINGLE AJ THEY SHALL BE KEPT PARALELL AND SEPERATED BY AT LEAST 1m TO FACILITATE A SWEPT BEND CONNECTION INTO THE AJ.

BURIED SLAB PIPEWORK CAN BE BACKFILLED WITH A SUITABLE APPROVED SR21 ANNEX E PEA GRAVEL (SUITABLE FOR USE BELOW STRUCTURES). THIS SHALL MEET THE IRISH WATER GRADING REQUIREMENTS. THE PIPEWORK SHALL BE REINFORCED WITH STAINLESS STEEL HANGERS AT ALL JUNCTIONS AND BENDS OR OTHERWISE AT MAX 3m C/C. CONTRACTOR TO PROPOSE SUITABLE PRODUCT. ALTERNATIVELY PIPEWORK CAN BE CONCRETE ENCASED.

ALL MANHOLE AND AJ COVERS LOCATED WITHIN THE BUILDINGS TO BE PROVIDED WITH DOUBLE SEALED AIR TIGHT COVERS. THOSE LOCATED IN TRAFFICED AREAS TO BE FITTED WITH D400 LOAD RATED COVERS. (NOTE THIS INCLUDES THE PLAZA BETWEEN BLOCKS A B AND C WHICH HAS FIRE TENDER ACCESS).

REFER LANDSCAPE ARCHITECT FOR CONFIRMATION ON WHERE MANHOLES MUST HAVE RECESSED LIDS TO RECEIVE FINISHES.

ALL PRIMARY FOUL PIPEWORK TO BE uPVC SN8, GENERALLY 225mm U.N.O. . AND SHALL HAVE FALLS NOT FLATTER THAN 1:80 U.N.O.

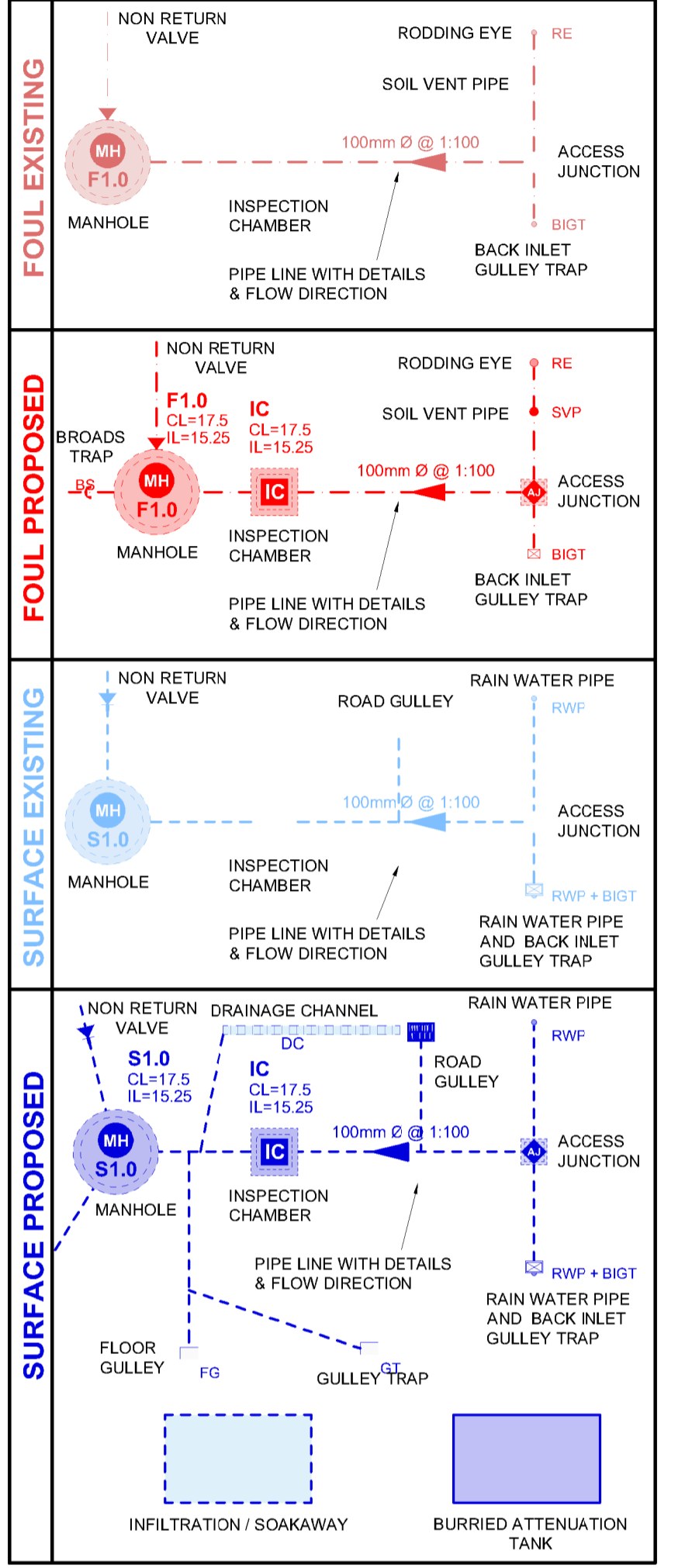
ALL PRIMARY SW PIPEWORK TO BE uPVC SN4. GENERALLY 225mm OR 300mm U.N.O. AND SHALL HAVE FALLS NOT FLATTER THAN 1:200 U.N.O.

NOTE ALL IRISH WATER METERS TO BE SELECTED, SUPPLIED AND FITTED BY IRISH WATER

NOTES

- THIS DRAWING IS TO BE READ IN CONJUNCTION WITH ALL ENGINEERS & ARCHITECTS DRAWINGS. FIGURED DIMENSIONS ONLY (NOT SCALING) TO BE USED. WHERE A CONFLICT OF INFORMATION EXISTS OR IF IN ANY DOUBT - 'ASK'.
- CONSULTANTS TO BE INFORMED IMMEDIATELY OF ANY DISCREPANCIES BEFORE WORK PROCEEDS.

DRAINAGE LEGEND



PL1	19.03.24	ISSUED FOR PLANNING	AM
ISSUE	DATE	DESCRIPTION	BY

Project Engineer: B'ON Project Director: MH

PLANNING COMPLIANCE

BM BARRETT MAHONY
 Consulting Engineers, Civil, Structural, Project Management. E-mail: bmce@bmce.ie Web: www.bmce.ie

The Institution of Structural Engineers
ACEI
 International Federation of Consulting Engineers

CLIENT
ARDSTONE HOMES LIMITED

PROJECT TITLE
CARRIGMORE WOODS

REFERENCE
CWD-BMCE-XX-ZZ-M3-C-00001

DRAWING TITLE
COMBINED SURFACE & FOUL WATER DRAINAGE LAYOUT - AREAS A&B

DRAWING REFERENCE
CWD-BMCE-ZZ-ZZ-DR-C-1038

STATUS
S0

REVISION
PL1