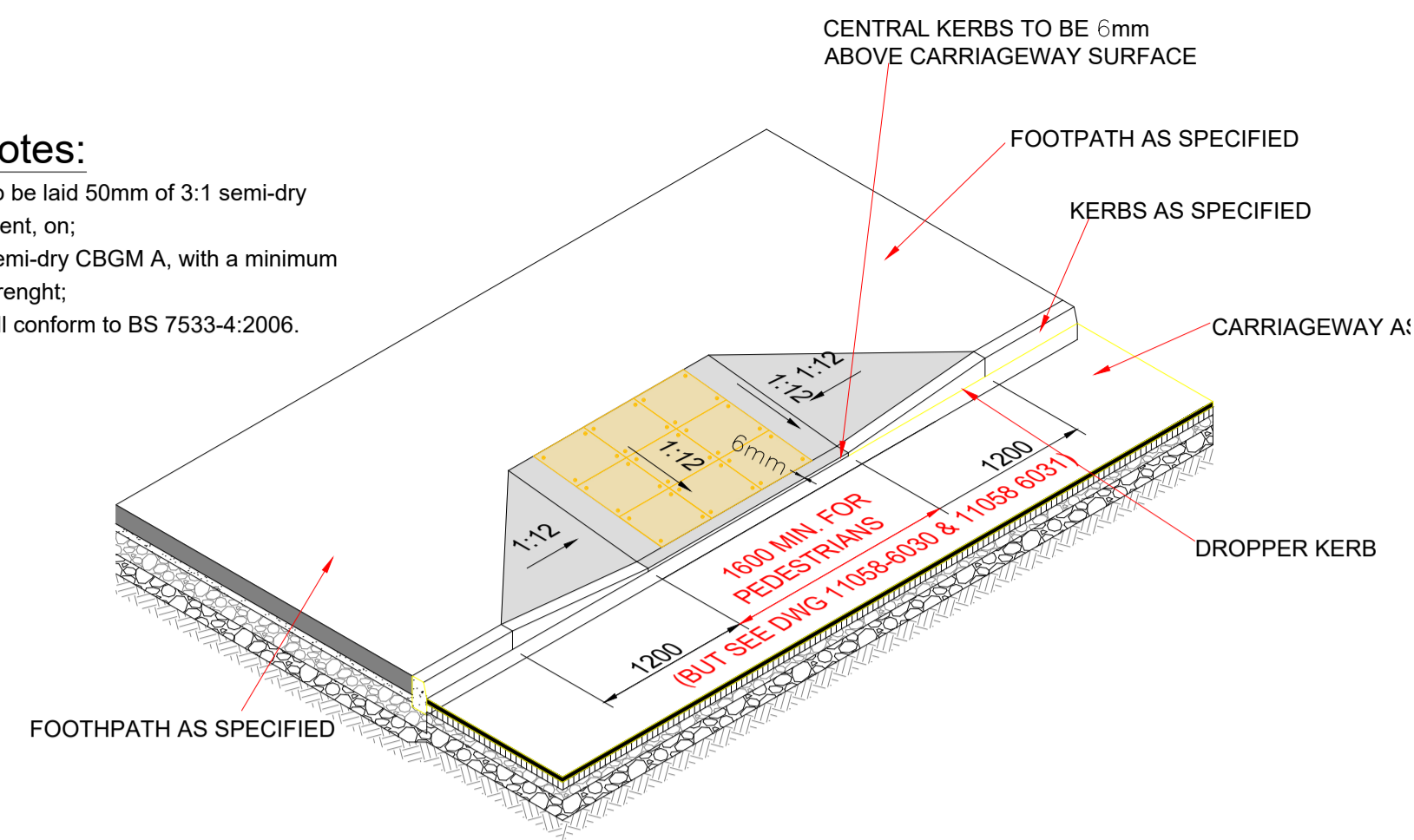
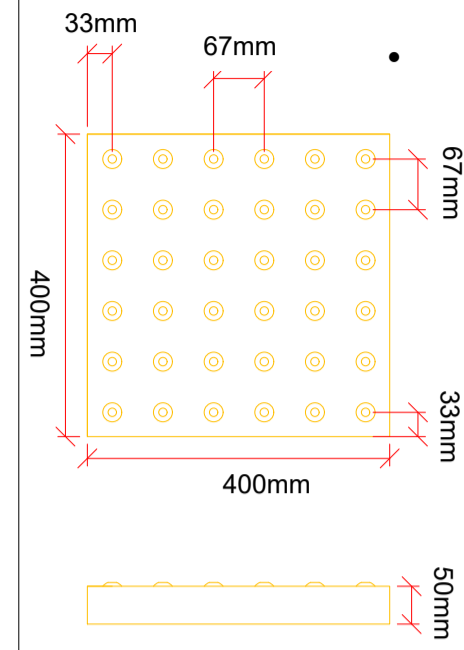
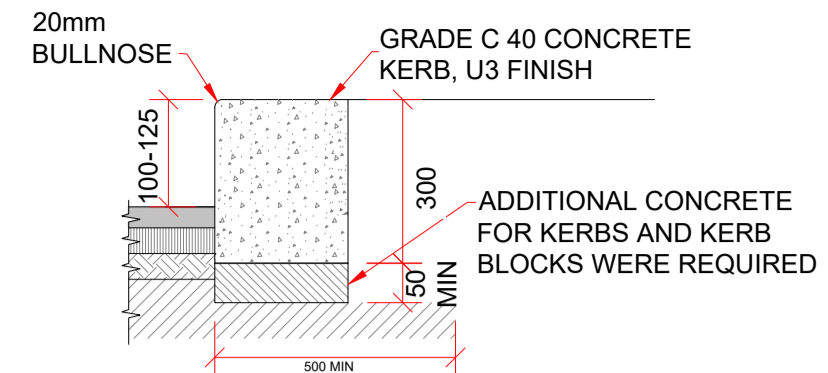


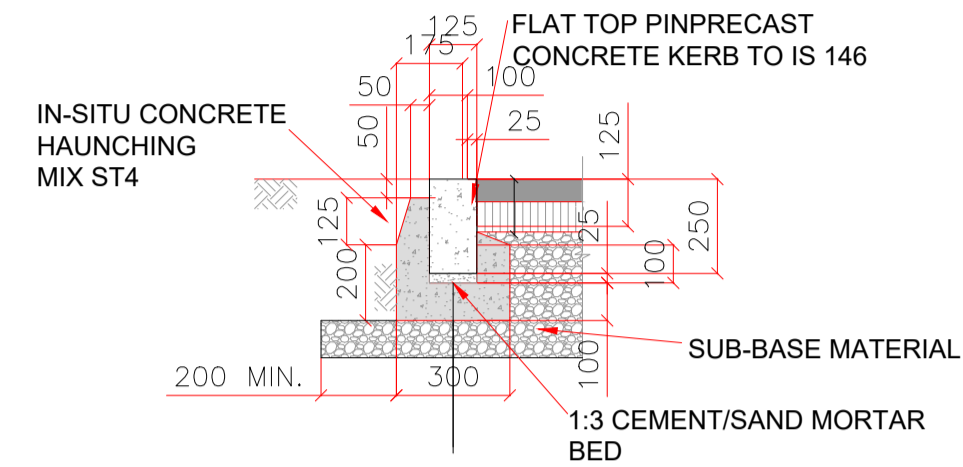
- Tactile Notes:**
- Tactiles to be laid 50mm of 3:1 semi-dry sand:cement, on;
 - 100mm semi-dry CBGM A, with a minimum of 20N Strength;
 - Sand shall conform to BS 7533-4:2006.



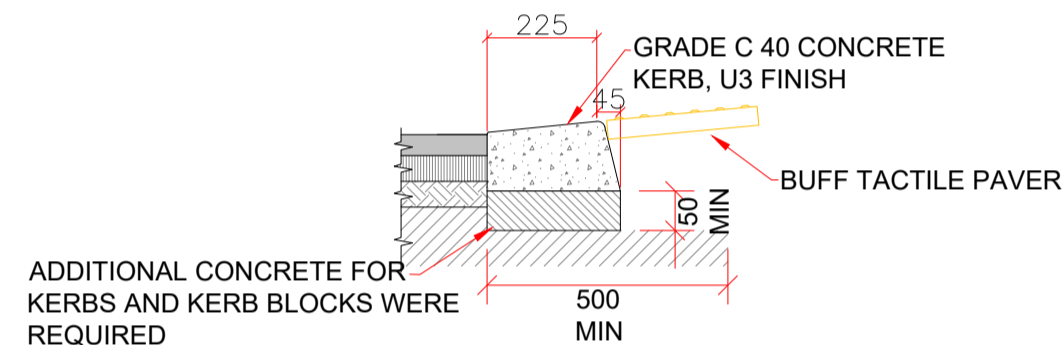
TYPICAL DROPPED KERB & TACTILE DETAIL
SCALE 1:50



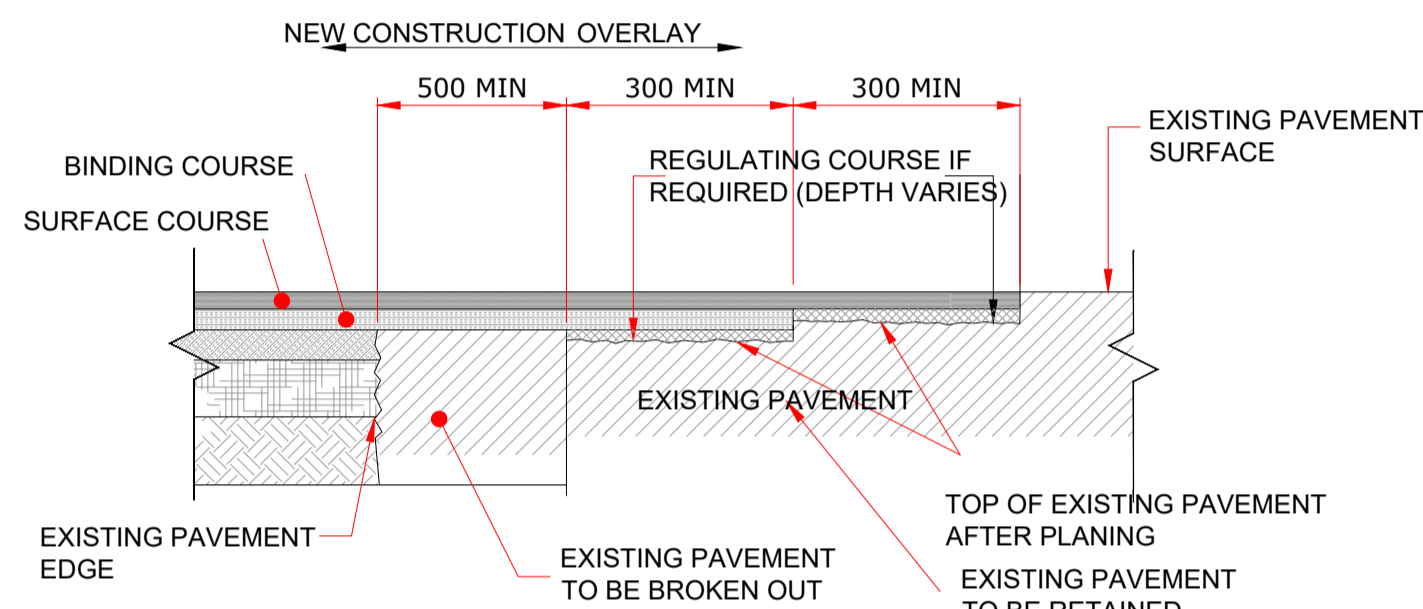
TYPICAL CONCRETE KERB DETAIL
SCALE 1:25



FLAT TOP PIN KERB DETAIL
SCALE 1:25

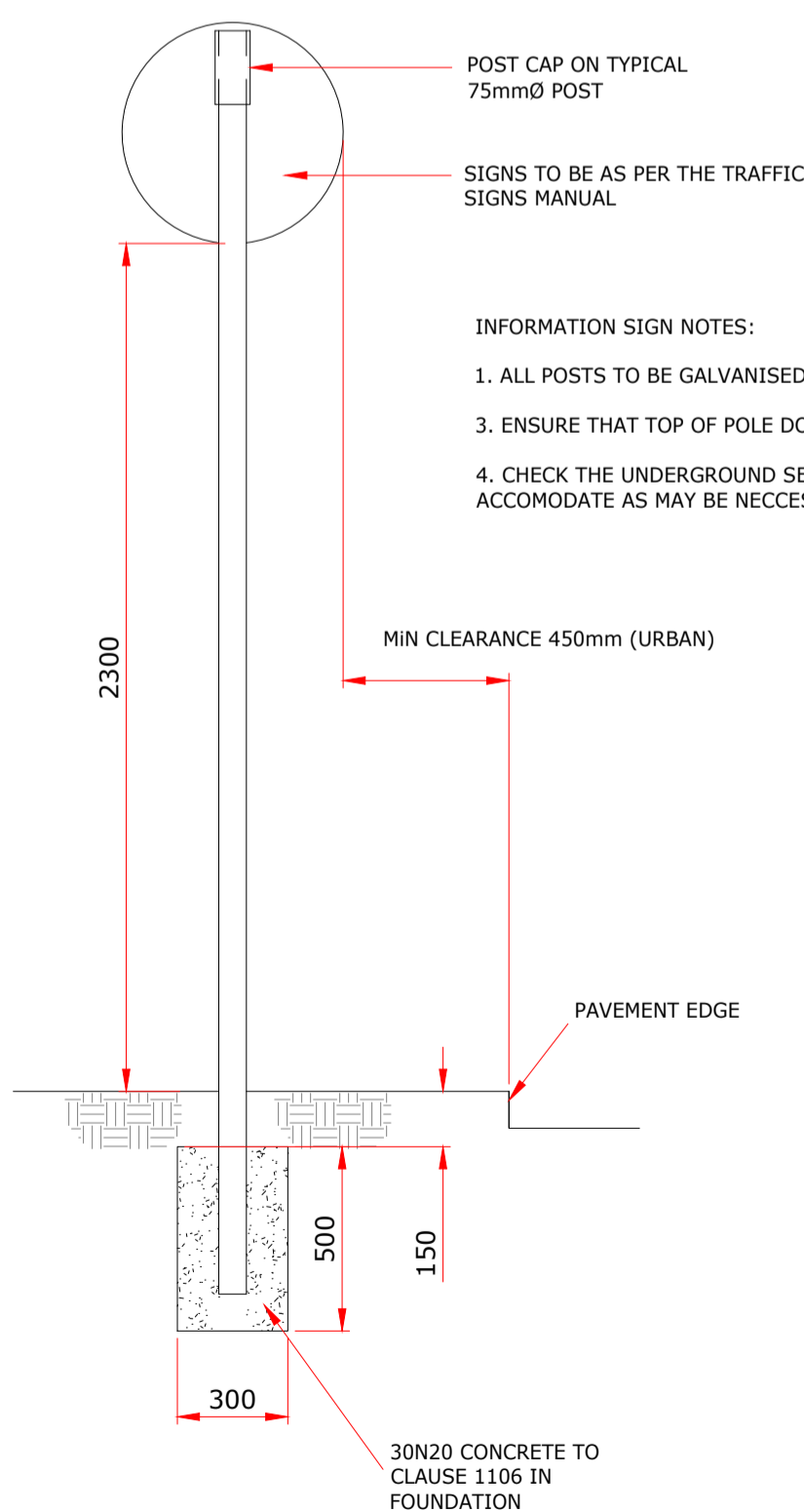


TYPICAL DROP KERB DETAIL
SCALE 1:25

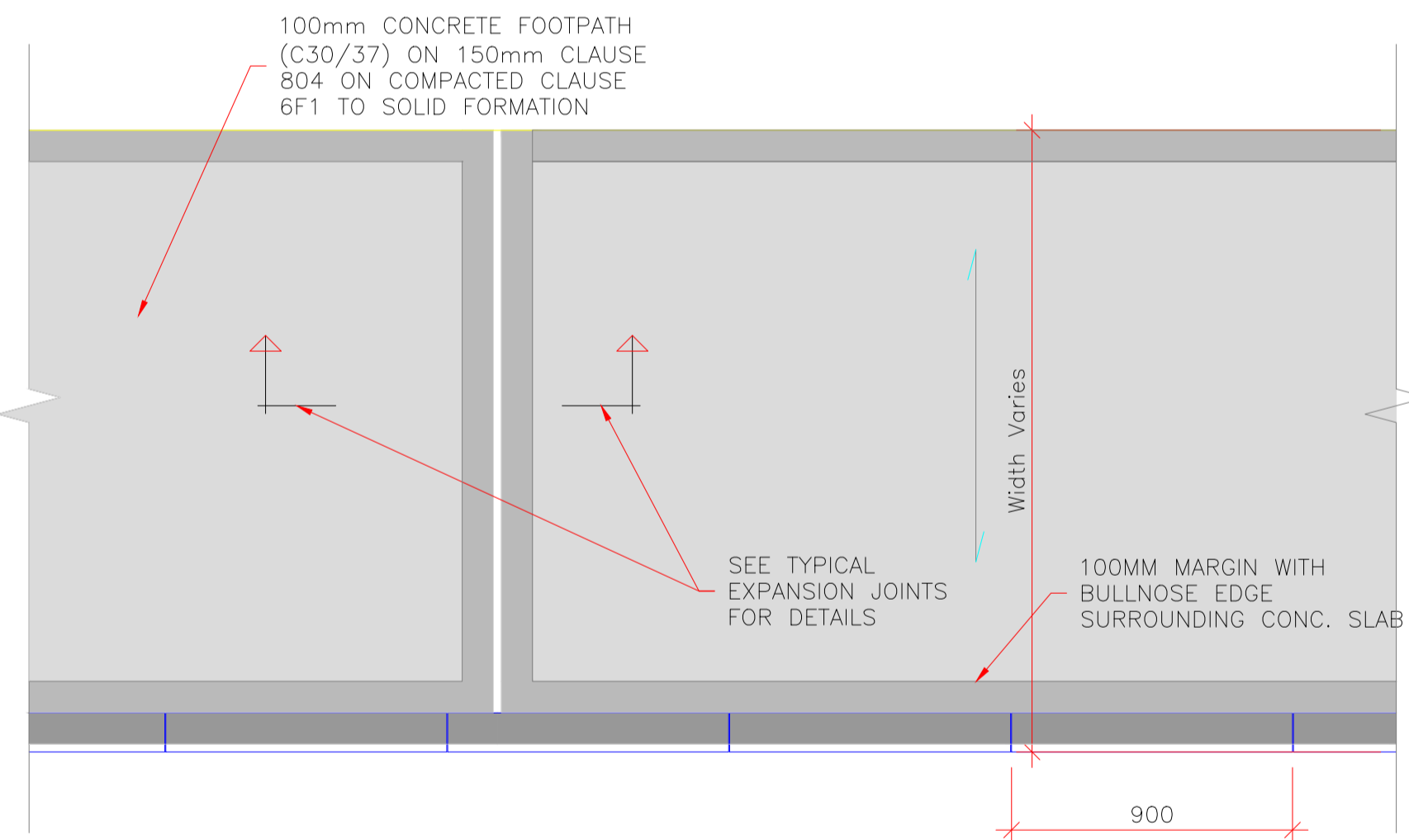


- NOTES:**
- EDGES OF EXISTING CARRIAGEWAY TO BE CUT BACK BY 0.5m WITH A ROTARY SAW TO FORM A VERTICAL FACE AND PRIMED IN ACCORDANCE WITH CLAUSE 920.
 - WHERE THE ROADBASE IS TO BE LAID IN TWO LAYERS, THE UPPER LAYER OF ROADBASE SHOULD BE STEPPED INTO THE EXISTING PAVEMENT BY 300 MIN. WITH THE BASECOURSE AND WEARING COURSE TO BE EACH STEPPED IN A FURTHER 300mm MIN. RESPECTIVELY.

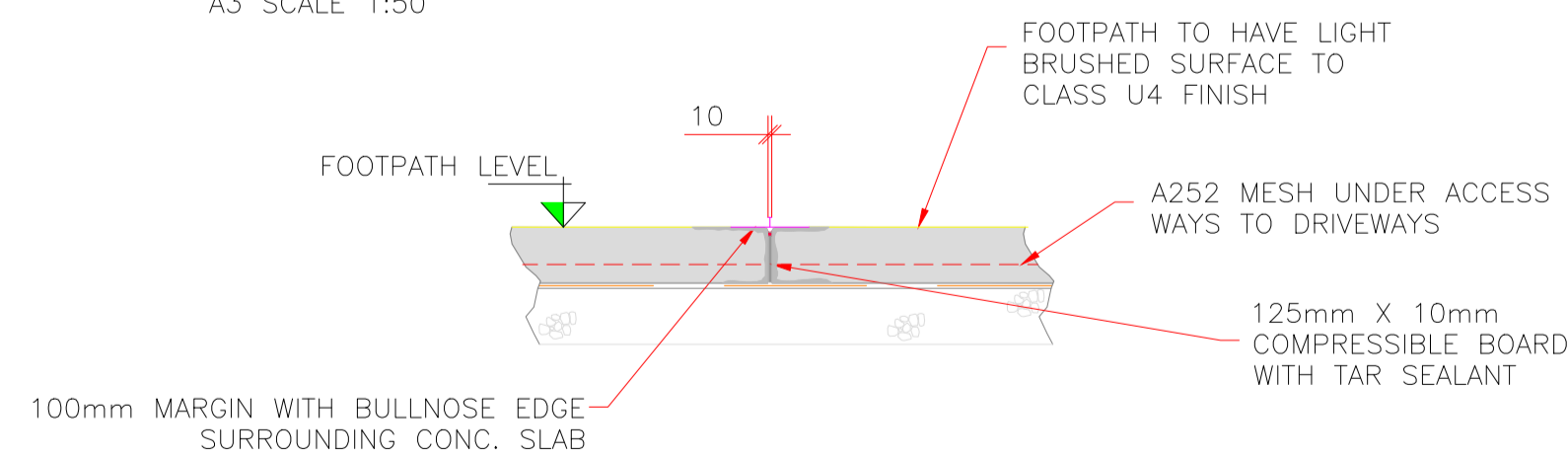
LONGITUDINAL JOINT BETWEEN NEW CONSTRUCTION & EXISTING ROAD
SCALE 1:25



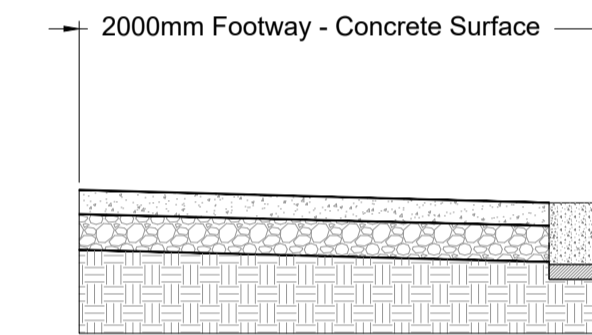
TYPICAL ROAD SIGN
SCALE 1:20



TYPICAL PLAN OF FOOTPATH
A1 SCALE 1:25
A3 SCALE 1:50



TYPICAL FOOTPATH EXPANSION JOINT - MIN @ 3M CTRS
NTS



- FOOTWAY CONSTRUCTION**
Scale 1:25
- 100mm C30/37 CONCRETE (INCREASING TO 150mm FOR VEHICULAR ACCESS) ON;
 - 150mm HARDCORE TO CLAUSE 804 ON;
 - SUITABLE SUB-GRADE OR FILL MATERIAL
 - 1:40 CROSS FALL TOWARDS ROAD.
 - BRUSH FINISH

- NOTES:**
- FIGURED DIMENSIONS ONLY TO BE TAKEN FROM THIS DRAWING.
 - ALL DRAWINGS TO BE CHECKED BY THE CONTRACTOR ON SITE
 - ENGINEER/EMPLOYERS REPRESENTATIVE, AS APPROPRIATE, TO BE INFORMED BY THE CONTRACTOR OF ANY DISCREPANCIES BEFORE ANY WORK COMMENCES
 - THE CONTRACTOR SHALL UNDERTAKE A THOROUGH CHECK FOR THE ACTUAL LOCATION OF ALL SERVICES/UTILITIES, ABOVE AND BELOW GROUND, BEFORE ANY WORK COMMENCES
 - ALL LEVELS SHOWN RELATE TO ORDANCE SURVEY DATUM AT MALIN HEAD

Rev	Date	Description	By	Chkd.
P01	22/03/2023	ISSUED FOR PLANNING	PF	KH

Client:  **An Roinn Oideachais agus Scileanna**
Department of Education and Skills

Project: **DoES ADAPT LOT 6.1 & 6.2 CLONDALKIN**

Title: **HARDSTANDING DETAILS SHEET 1 OF 2**

Scale @ A1: **AS SHOWN**

Prepared by:	Checked:	Date:
P. FANNING	K. HIGGINS	JAN' 2023

Project Director: **BRIAN CARROLL**

Drawing Status: **PLANNING**

TOBIN
CONSULTING ENGINEERS
TOBIN Consulting Engineers,
Block 10-4, Blanchardstown Corporate Park,
Dublin 15, Ireland.
tel: +353-(0)1-8030406
fax: +353-(0)1-8030409
e-mail: dublin@tobin.ie
www.tobin.ie

TOBIN Consulting Engineers will not be liable for any use of this document for any purpose other than that for which it was originally prepared and provided. Except where specifically and explicitly agreed in writing by TOBIN Consulting Engineers, all copyright holders, no part of this document, may be reproduced or transmitted in any form and this document shall not be relied upon by any third party for any purpose.

Drawing No.: **8064-2160** **P01**

Revision: