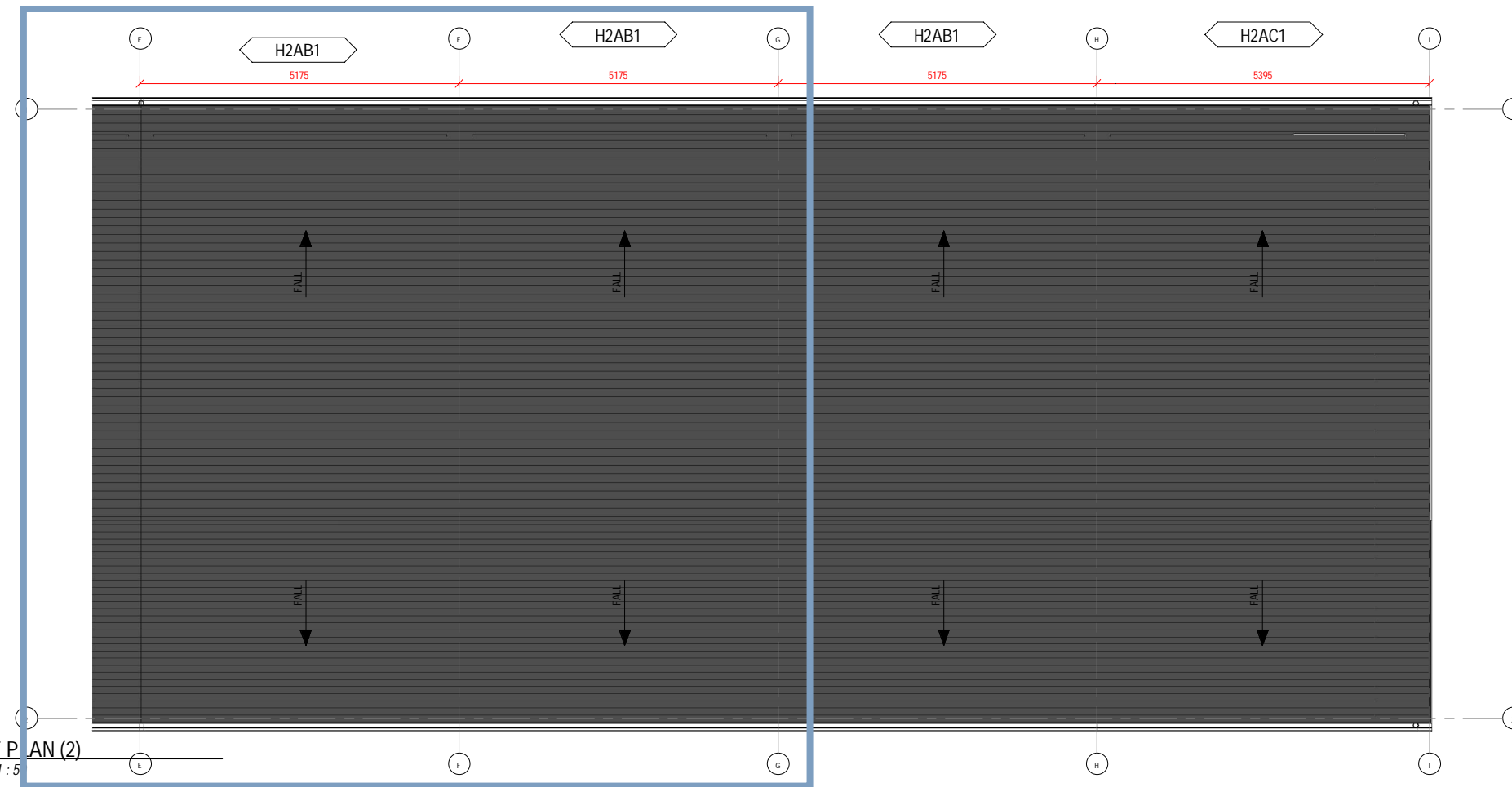
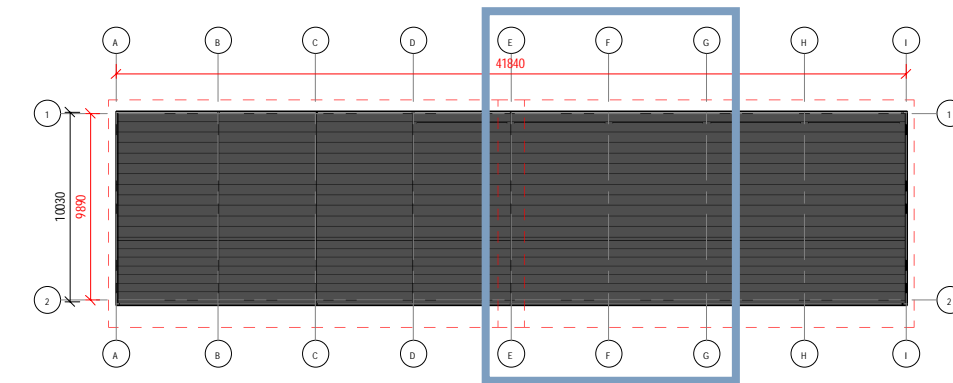
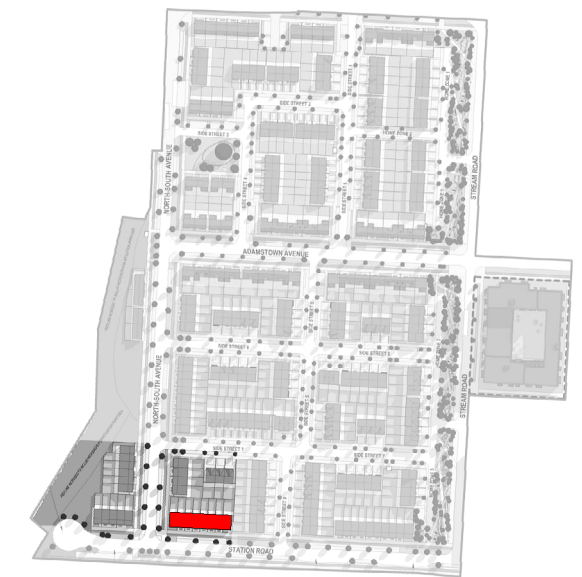


1 ROOF PLAN (1)
Scale: 1:50



2 ROOF PLAN (2)
Scale: 1:50

NOTE:
FOR DETAILS OF ALL BATHROOMS AND KITCHENS, REFER TO DSO DESIGN LAYOUTS, DETAILS AND SPECIFICATIONS
FOR DETAILS OF ALL STAIRS AND BALUSTRADES, REFER TO DSO DESIGN LAYOUTS, DETAILS AND SPECIFICATIONS
SKIRTING BOARDS TO BE PROVIDED THROUGHOUT THE PROJECT, UNLESS IDENTIFIED ALTERNATIVELY. FOR DETAILS REFER TO QI ADVANCED OUTLINE SPECIFICATION
SERVICES PENETRATIONS AND ROUTES ARE NOT TO COMPROMISE THE FIRE OR ACOUSTIC RATING OF WALLS OR FLOORS



TENDER

REV	DATE	DESCRIPTION	BY
T	11/04/2023	Issued for Tender	JMcG

NORTH POINT

ONLY FOR REFERENCE WITH PLAN DRAWINGS

APPROVED BY

10/08/2022 15:28:33

Client: ADAMSTOWN STATION & BOULEVARD LTD
Project: ADAMSTOWN BOULEVARD PHASE 1
Title: TERRACE TYPE - T7E - GA FLOOR PLANS (ROOF)

Sheet No: 1238-MDO-T7E-RF-DR-A-22004
Scale as: As indicated @ A1 Current Rev: T Project No.: 1238

MC CAULEY DAYE O'CONNELL
ARCHITECTS

11 Merrion Square, Dublin 2, Ireland
Telephone: +353 (0)1 400 4171
info@mdo.ie | www.mdo.ie