


INSET PLAN - NATURAL PLAY AREA - 149 SQM - 1:150

NATURAL PLAY EQUIPMENT
Refer to Drawing **0942, 0943, 0944** for further information on Play Equipment
Refer to Drawing **0945** for further information on natural play elements



NP1 Stilts; KOMPAN
Provider: Kompan(NRO806) or similar
Age Group: 3+
Play Capacity (Users): 3
Dimensions: 1260 x 2470x 1100 mm
Materials: Robinia wood



NP2 Balance Posts with Rope; KOMPAN
Provider: Kompan(NRO821) or similar
Age Group: 4+
Play Capacity (Users): 3
Dimensions: 3160 x 1200 x 590 mm
Materials: Robinia wood



NP3 Entry Seesaw, 4 persons; KOMPAN
Provider: Kompan(NRO106) or similar
Age Group: 4+
Play Capacity (Users): 6
Dimensions: 4000 x 1150 x 480 mm
Materials: Robinia wood



NP4 Living Willow Tunnel;
Willow saplings (Salix alba - 5L) planted densely together with timber roads forming archway as support.



INSET PLAN - TODDLER PLAY AREA - 77 SQM - 1:150

TODDLER PLAY EQUIPMENT - TO COMMUNAL COURTYARD
Refer to Drawing **0941** for further information on Play Equipment
Refer to Drawing **0945** for further information on natural play elements



PG1 Oasis Sand Hut with Two Tables; KOMPAN
Provider: Kompan(NRO526) or similar
Age Group: 1+
Play Capacity (Users): 5
Dimensions: 1800 x 1950 x 2480 mm
Materials: Robinia wood



PG2 Bee Springer; KOMPAN
Provider: Kompan(NRO118) or similar
Age Group: 3+
Play Capacity (Users): 1
Dimensions: 770 x 690 x 730 mm
Materials: Robinia wood, Stainless steel



PG3 Kids Table with 4 Sitting Poles; KOMPAN
Provider: Kompan(NRO212) or similar
Age Group: 1+
Play Capacity (Users): 4
Dimensions: 1450 x 1250 x 500 mm
Materials: Robinia wood



KEY

PLAY EQUIPMENTS

- NP1 Stilts; KOMPAN**
Provider: Kompan(NRO806) or similar
Age Group: 3+
Play Capacity (Users): 3
Dimensions: 1260 x 2470x 1100 mm
Materials: Robinia wood
- Refer to play equipment details
Drawing No. 0942
- NP2 Balance Posts with Rope; KOMPAN**
Provider: Kompan(NRO821) or similar
Age Group: 4+
Play Capacity (Users): 3
Dimensions: 3160 x 1200 x 590 mm
Materials: Robinia wood
- Refer to play equipment details
Drawing No. 0942
- NP3 Entry Seesaw, 4 persons; KOMPAN**
Provider: Kompan(NRO106) or similar
Age Group: 4+
Play Capacity (Users): 6
Dimensions: 4000 x 1150 x 480 mm
Materials: Robinia wood
- Refer to PLAY EQUIPMENT DETAILS
Drawing No. 0942
- PG1 Oasis Sand Hut with Two Tables; KOMPAN**
Provider: Kompan(NRO106) or similar
Age Group: 1+
Play Capacity (Users): 5
Dimensions: 1800 x 1950 x 2480 mm
Materials: Robinia wood
- Refer to TODDLER PLAY AREA EQUIPMENT DETAILS
Drawing No. 0941
- PG2 Bee Springer; KOMPAN**
Provider: Kompan(NRO118) or similar
Age Group: 3+
Play Capacity (Users): 1
Dimensions: 770 x 690 x 730 mm
Materials: Robinia wood, Stainless steel
- Refer to TODDLER PLAY AREA EQUIPMENT DETAILS
Drawing No. 0941
- PG3 Kids Table with 4 Sitting Poles; KOMPAN**
Provider: Kompan(NRO212) or similar
Age Group: 1+
Play Capacity (Users): 4
Dimensions: 1450 x 1250 x 500 mm
Materials: Robinia wood
- Refer to TODDLER PLAY AREA EQUIPMENT DETAILS
Drawing No. 0941
- Natural Play Elements**
Logs, sensory planting, boulders, play steps, with engineered woodchip surfacing as shown
- Refer to PLAY EQUIPMENT DETAILS
Drawing No. 0945

COMPLIANCE

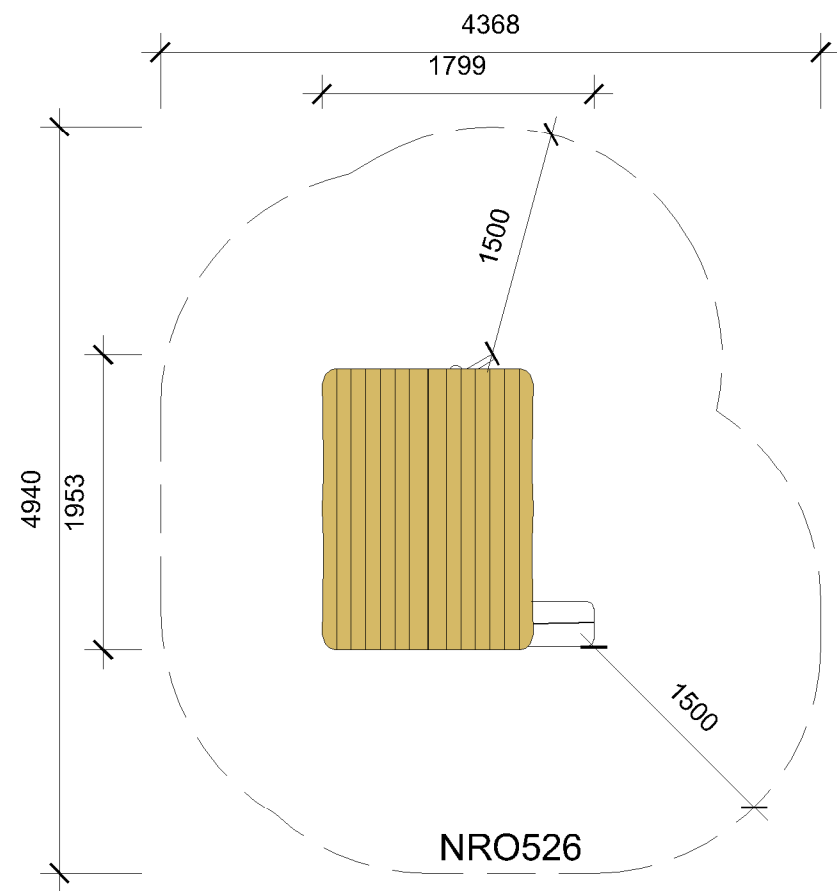
REV	DATE	AMENDMENT
-----	------	-----------

CUNNANE STRATTON REYNOLDS
LAND PLANNING & DESIGN

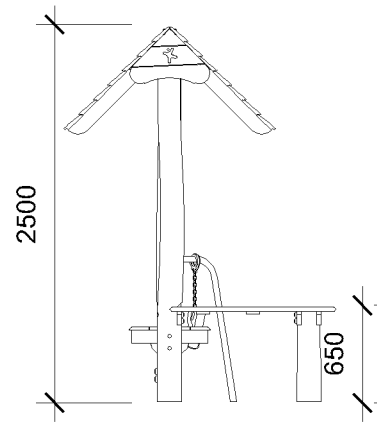
DUBLIN, CORK & GALWAY
GAINSBORO HOUSE, 24 SUFFOLK STREET, DUBLIN 2, D02 KF65
TEL 01 661 0419
EMAIL info@csrlandplan.ie



PROJECT:	DATE:	NOV 2023
CLONBURRIS CAIRN T3	SCALE:	1:200 @ A1
DRAWING:	DRAWN:	JMC
PLAY EQUIPMENT PLAN	CHECKED:	AF
	DRAWING NO:	CLB-03-06-T9-XX-DR-CSR-LA-0940



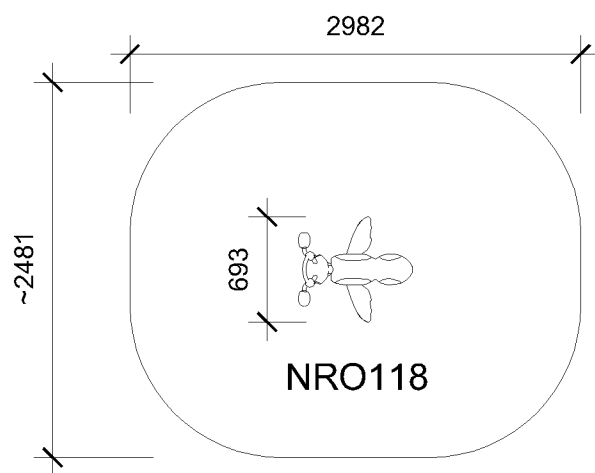
PG1 Hut with tables
SCALE: 1:50@A3



NOTES:

Robinia hut with tables.

Age group; 1+
Max fall height; 600mm
Safety surfacing area; 17 m²

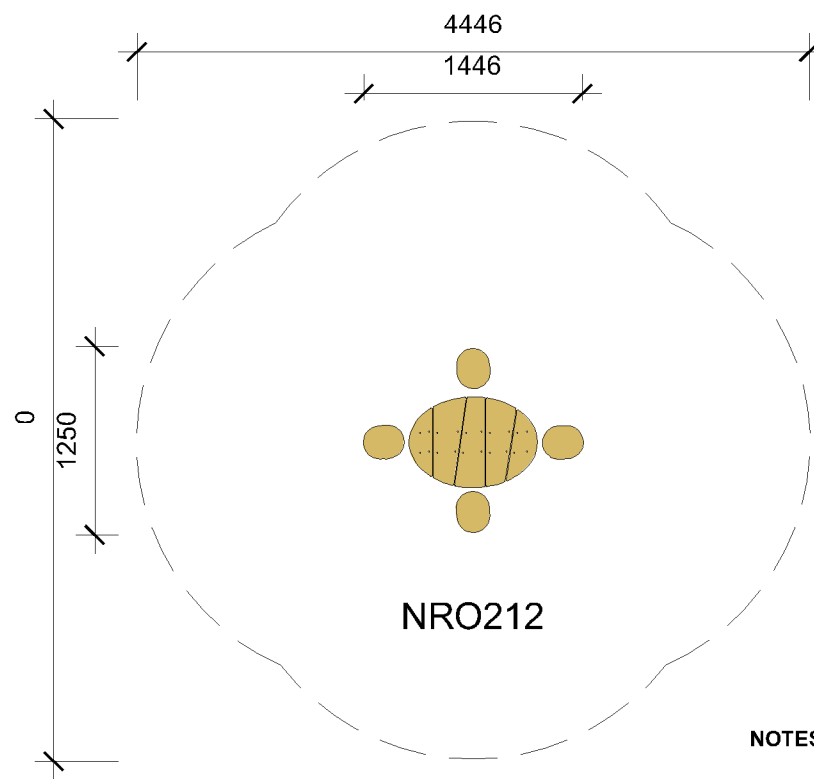


PG2 BEE SPRINGER
SCALE: 1:50@A3

NOTES:

Bee Springer

Age group; 3+
Max fall height; 600mm

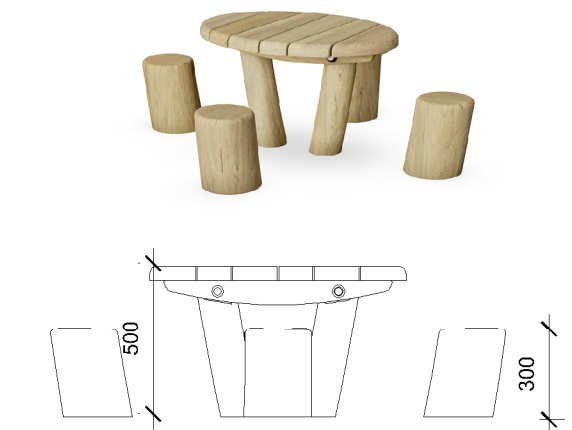


PG3 Kids table
SCALE: 1:50@A3

NOTES:

Kids table with seats.

Age group; 1+
Max fall height; 600mm
Safety surfacing area; 25 m²



COMPLIANCE

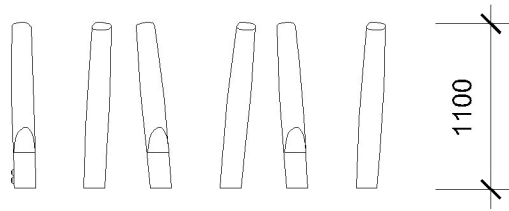
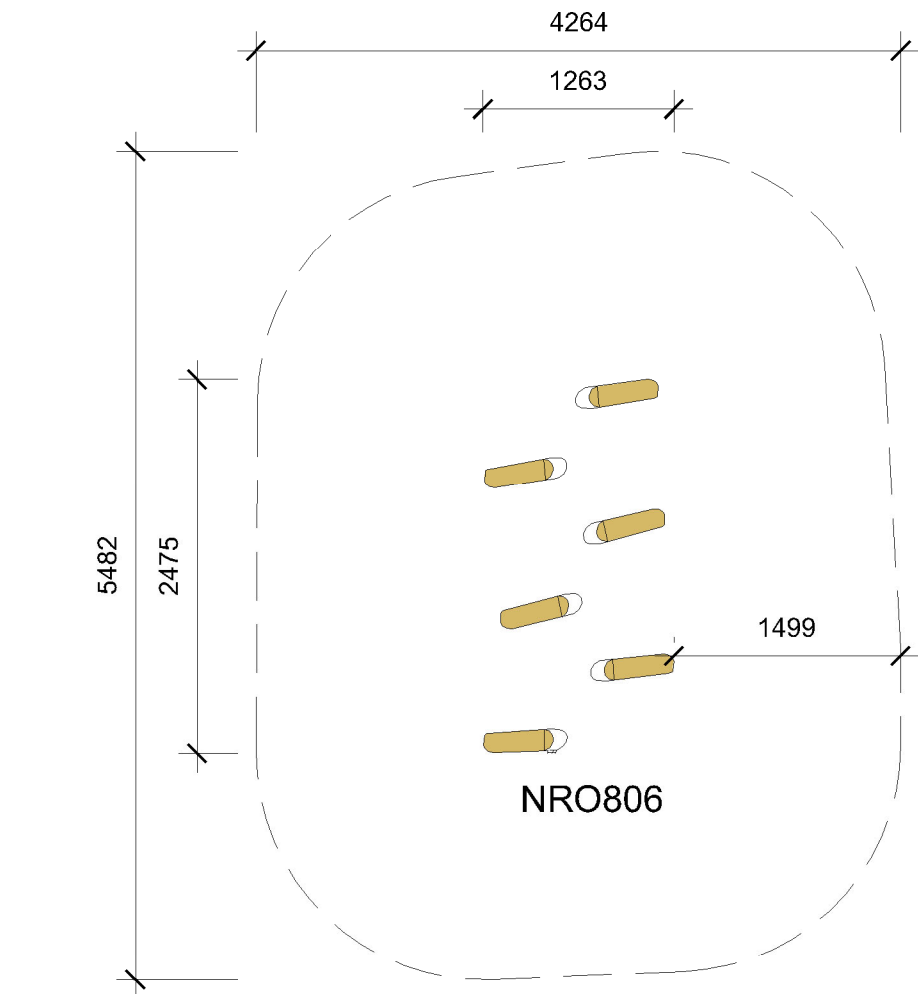
REV	DATE	AMENDMENT
-----	------	-----------

CUNNANE STRATTON REYNOLDS
LAND PLANNING & DESIGN

DUBLIN OFFICE
3 MOLESWORTH PLACE DUBLIN 2
TEL 01 661 0419 FAX 01 661 0431
EMAIL info@csrlandplan.ie



PROJECT: CLONBURRIS CAIRN T3	DATE: NOV 2023
	SCALE: AS SHOWN @A3
DRAWING: PLAY EQUIPMENT DETAILS - COURTYARD AREA	DRAWN: CHECKED: JMC JM
	DWG NO: CLB-03-06-T9-XX-DR-CSR-LA-0941



NP1 Slits
SCALE: 1:50@A3

NOTES:

Stilts with Robinia frame.

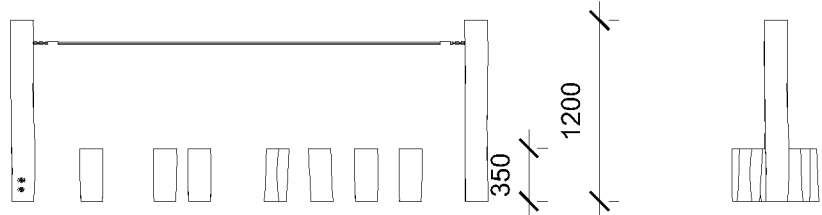
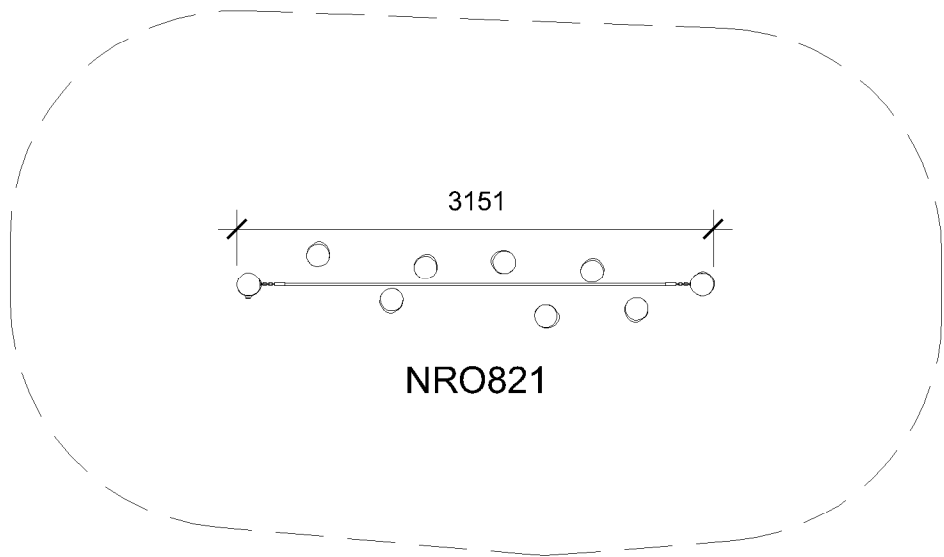

Age group; 3+
Max fall height; 250mm
Safety surfacing area; 20 m²



NOTES:

Seesaw with Robinia frame and durable steel connections.

Age group; 4+
Max fall height; 1150mm
Safety surfacing area; 12.50 m²

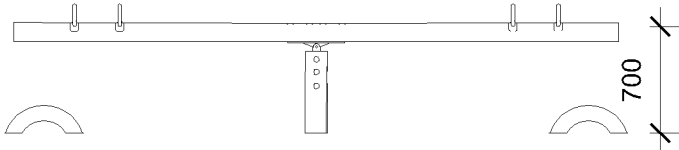
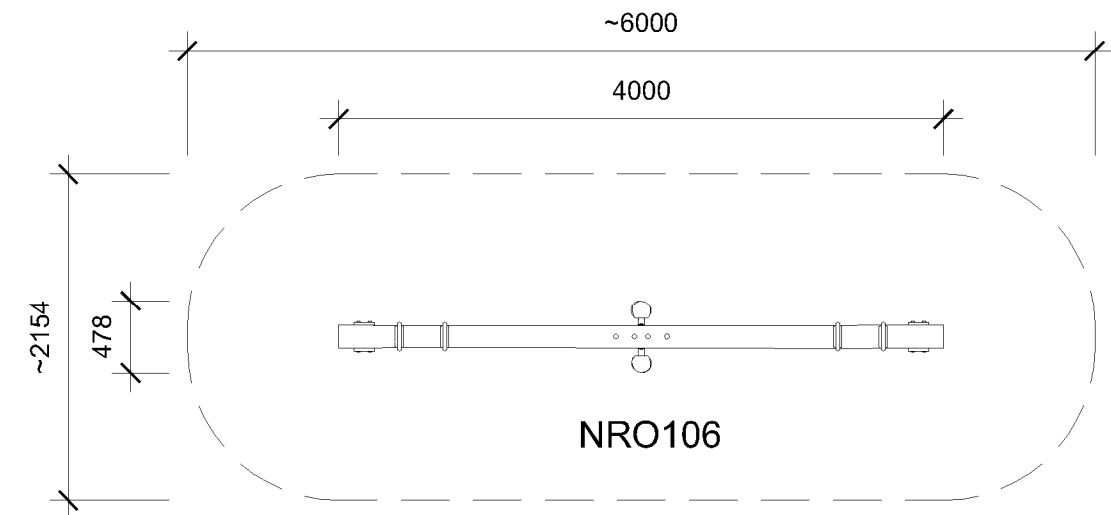


NP2 Seesaw
SCALE: 1:50@A3

NOTES:

Double seesaw with Robinia frame and durable steel connections.

Age group; 4+
Max fall height; 1150mm
Safety surfacing area; 12.50 m²



NP3 Seesaw Double
SCALE: 1:50@A3

COMPLIANCE

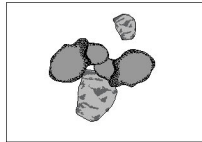
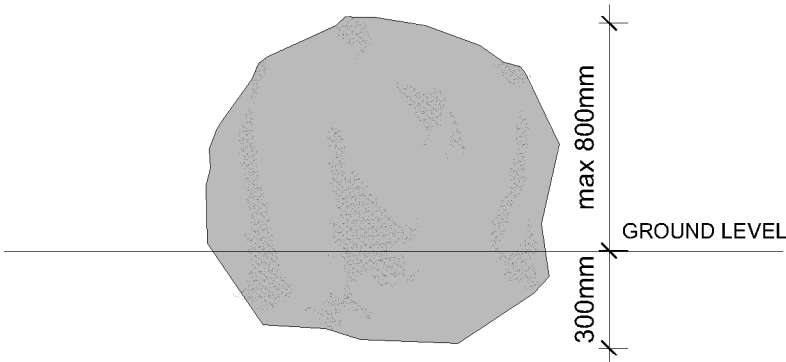
REV	DATE	AMENDMENT
-----	------	-----------

CUNNANE STRATTON REYNOLDS
LAND PLANNING & DESIGN

DUBLIN, CORK & GALWAY
GAINSBORO HOUSE, 24 SUFFOLK STREET, DUBLIN 2, D02 KF65
TEL 01 661 0419
EMAIL info@csrlandplan.ie

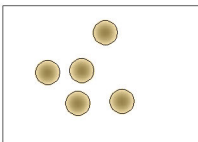
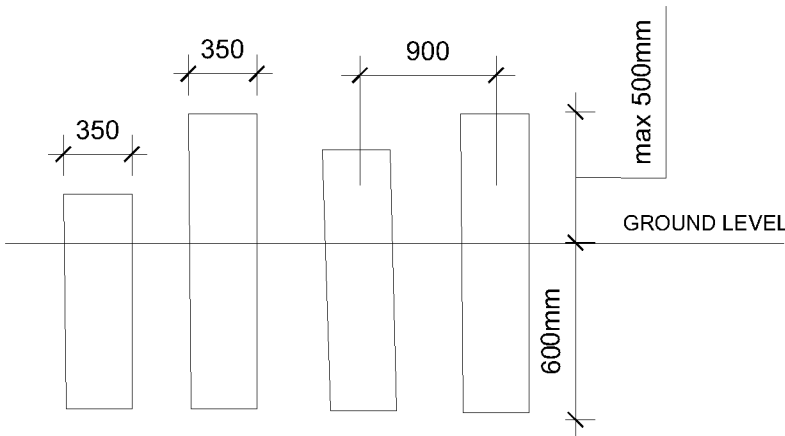


PROJECT: CLONBURRIS CAIRN T3	DATE: NOV 2023
	SCALE: 1:50@A2
DRAWING: PLAY EQUIPMENT PLAN - PUBLIC PLAY AREA	DRAWN: CHECKED: JMC AF
	DRAWING NO: CLB-03-06-T9-XX-DR-CSR-LA-0942



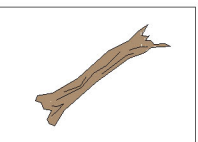
Glacial boulders

Dimensions; 1000 x 800mm
Installation; 300mm below ground
Form; Rounded edges



Stepping logs

Length; 1100 x 800mm
Diameter; 350-400mm
Installation; 600mm below ground, Varying heights above ground ranging from 180mm - 400mm
Form; Bark removed
Chamfer; 15mm



Tree trunk

Length; 5000-12000mm
Diameter; 700-900mm
Form; Bark removed
Chamfer; 15mm



Living willow tunnel

Dimensions; 8000 x 1400 x 1300mm

NOTES:

Drawing to be read in conjunction with Drawing
222234-3-940 - Play Equipment Plan

Natural play elements
Play logs + boulders to be recycled from site where
feasible and shaped for natural play spaces.

Contractor to submit proposals for approval

COMPLIANCE

REV	DATE	AMENDMENT
-----	------	-----------

CUNNANE STRATTON REYNOLDS
LAND PLANNING & DESIGN

DUBLIN OFFICE
3 MOLESWORTH PLACE DUBLIN 2
TEL 01 661 0419 FAX 01 661 0431
EMAIL info@csrlandplan.ie



PROJECT: CLONBURRIS CAIRN T3	DATE: NOV 2023
	SCALE: AS SHOWN @A3
DRAWING: PLAY EQUIPMENT DETAILS - NATURAL PLAY ELEMENTS	DRAWN: CHECKED: JMC AF
	DWG NO: CLB-03-06-T9-XX-DR-CSR-LA-0943