

| | |
|-----------------|--------------------------|
| Project Number: | P23022 |
| Project Name: | U-Store It Liffey Valley |
| Status: | Contract |
| Date: | 05/01/2024 |

Luminaire Schedule - Rev 1 (Contract Issue)

1. GENERAL

The luminaire Schedule shall be read in conjunction with the detailed design drawings, Axiseng specification and Architect's schedules and drawings.

The electrical contractor shall confirm the manufacture & model number prior to placing orders as listed below is in accordance with the description and design intent of the specification.

Where samples are requested in the following schedules, the cost shall be incorporated within the Tender Offer.

2. INSTALLATION

The Contractor shall recognise the manufacturers installation instructions. All associated costs shall be included in the tender offer. Where the installation deviates from the manufacturers instructions details shall be included within the following schedules and/ or on associated drawings. All requisite mounting hardware and fixings shall be included for.

Where luminaires require additional supports/ suspensions, including secondary steelwork then the tender offer shall be inclusive of the same. Suspended ceilings shall not be relied upon for supporting luminaires. Where modular luminaires are installed within a suspended ceiling grid the luminaire shall have secondary supports to structural elements above. Where suspended ceiling tiles require to be cut to accept luminaires then a plywood backboard shall be installed above the cut tile and supported from the suspended ceiling grid. The exact mounting position and suspension height shall be agreed on site prior to installation.

Where luminaire dimensions and cut-out dimensions are provided then these are for tendering purposes only, the Electrical Contractor shall be responsible for providing details of cut-out dimensions 'for construction'.

3. PROTECTION

All equipment shall be supplied with adequate means of protection to ensure its preservation during transportation to site and any subsequent storage prior to installation.





4. EMERGENCY LIGHTING





Where emergency luminaires are not supplied with an integral LED charging indicator light, a remote flush mounted LED kit shall be installed adjacent to the luminaire.



5. ALTERNATIVE LUMINAIRES

Alternative luminaire proposals shall be submitted with the Tender Offer as an addendum to a specification compliant offer. The acceptance of alternatives shall be at the discretion of Axiseng. Where alternatives are offered and accepted, the Contractor shall undertake all lighting calculations associated with alternative proving the performance will be equivalent to the specified luminaire.

| Ref | Location | Luminaire Description | Manufacture & Model Ref | Control Gear | Lamps Type | Luminaire Dimensions | Luminaire Image |
|-----|--------------------------------|---|---|---------------|---------------|----------------------|---|
| A1 | Offices | Recessed 600x600 Modular LED Luminaire. IP40 rated. Micro Prismatic Polycarbonate Diffuser. SAMPLE REQUIRED FOR ARCHITECT'S APPROVAL IN ADVANCE OF ORDERING | Glamox C25-R600x600 LED 3000 DALI 840 MP | DALI Dimmable | 26W 4000K LED | 595mm x 595mm x 10mm |  |
| B1 | Circulation/ Toilets | Recessed Circular LED Luminaire. IP20/44 rated. Micro Prismatic Polycarbonate Diffuser. SAMPLE REQUIRED FOR ARCHITECT'S APPROVAL IN ADVANCE OF ORDERING | Glamox Lighting D70-R155 LED 1400 DALI 840 LI SI/WH | DALI Dimmable | 13W 4000K LED | Ø 168mm x 121mm |  |
| C1 | Storage Area Corridors | Surface mounted IP20 Rated LED luminaire. SAMPLE REQUIRED FOR ARCHITECT'S APPROVAL IN ADVANCE OF ORDERING | Roxo Lighting - TRN LED 902A.127.56.F4 | LED - ON/OFF | 26W 4000K LED | 1434mm x 48mm x 65mm |  |
| D1 | Plant/ Store Rooms/ BCAR areas | Surface mounted IP65 Rated LED luminaire. SAMPLE REQUIRED FOR ARCHITECT'S APPROVAL IN ADVANCE OF ORDERING | Glamox Lighting - I40-1200 LED 4400 DALI 840 TW PC | LED - ON/OFF | 30W 4000K LED | - |  |

| | | | | | | | |
|------|-----------------------|---|--|---------------|-----------------|----------------------|---|
| F1 | Stairwells | Wall mounted LED Luminaire. IP44 rated. SAMPLE REQUIRED FOR ARCHITECT'S APPROVAL IN ADVANCE OF ORDERING | Glamox A25-S400 1400 HF 840 | LED - ON/OFF | 11W 4000K, | Ø 405mm x 89mm |  |
| LED | Tea Stations/ Joinery | 5m - High brightness LED strip lighting. SAMPLE REQUIRED FOR ARCHITECT'S APPROVAL IN ADVANCE OF ORDERING | Fibre LED Supreme Series 140LED/m LED Strip. To be supplied and installed in aluminium channel c/w diffuser. | LED - ON/OFF | 10W/m 4000K LED | |  |
| EX-0 | External | Pole Mounted LED luminaire. To be Mounted on 6m Column. SAMPLE REQUIRED FOR ARCHITECT'S APPROVAL IN ADVANCE OF ORDERING | Schreder - Ampera Mini 5068 Flat Glass 24 OSOLON Square Giant | DALI Dimmable | 77W 4000K LED | 583mm x 340mm x 90mm |  |
| EX-1 | External | Pole Mounted LED luminaire. To be Mounted on 6m Column. SAMPLE REQUIRED FOR ARCHITECT'S APPROVAL IN ADVANCE OF ORDERING | Schreder - Ampera Mini 5068 Flat Glass 8 OSOLON Square Giant 404502 | DALI Dimmable | 26W 4000K LED | 583mm x 340mm x 90mm |  |

| | | | | | | | |
|------|-------------------------|---|---|--------------|---------------------|-----------------------|---|
| EX-2 | External Bulkhead | Wall mounted LED Luminaire c/w 3hr Emergency Battery Pack. IP66 rated. SAMPLE REQUIRED FOR ARCHITECT'S APPROVAL IN ADVANCE OF ORDERING | Glamox Lighting - O10-S290-E LED | LED - ON/OFF | 32W 4000K, | Ø 425mm x 93mm |  |
| EX-3 | Recessed Downlight | Recessed LED Downlight luminaire. IP66 rated. SAMPLE REQUIRED FOR ARCHITECT'S APPROVAL IN ADVANCE OF ORDERING | Roxo Lighting - ZOE C LED 90161.L126.ES.00 00 | LED - ON/OFF | 26W 4000K, | Ø 240mm x 107mm |  |
| E1 | All Areas | Recessed round profile 3W LED downlight. SAMPLE REQUIRED FOR ARCHITECT'S APPROVAL IN ADVANCE OF ORDERING | Ventilux - HALO HANM3/LED/ 3W | LED | CREE 3W LED | Ø 45mm x 31mm |  |
| EB | Storage Arera Corridors | Surface Mounted Emergency LED Bulkhead Luminaire c/w 3 hour integral Emergency Battery Pack. SAMPLE REQUIRED FOR ARCHITECT'S APPROVAL IN ADVANCE OF | Ventilux - WPNM3/LED3W | LED | 3W LED - 300 lumens | 368mm x 150mm x 102mm |  |

| | | | | | | | |
|----|---------------|---|-------------------------------------|-----|---------|----------------------|--|
| E2 | Office Areas | IP40 directional emergency LED exit sign with 3 hour integral battery for maintained mode, central testing emergency lighting function. SAMPLE REQUIRED FOR ARCHITECT'S APPROVAL IN ADVANCE OF ORDERING | Ventilux - MultiLux Blade MXBM3/LED | LED | 10W LED | 330mm x 195mm x 63mm |  |
| E3 | Storage Areas | IP42 Surface wall mounted directional emergency LED exit sign with 3 hour integral battery for maintained mode, central testing emergency lighting function. SAMPLE REQUIRED FOR ARCHITECT'S APPROVAL IN ADVANCE OF | Ventilux - Exlux EXM3/LED | LED | 10W LED | 430mm x 200mm x 60mm |  |