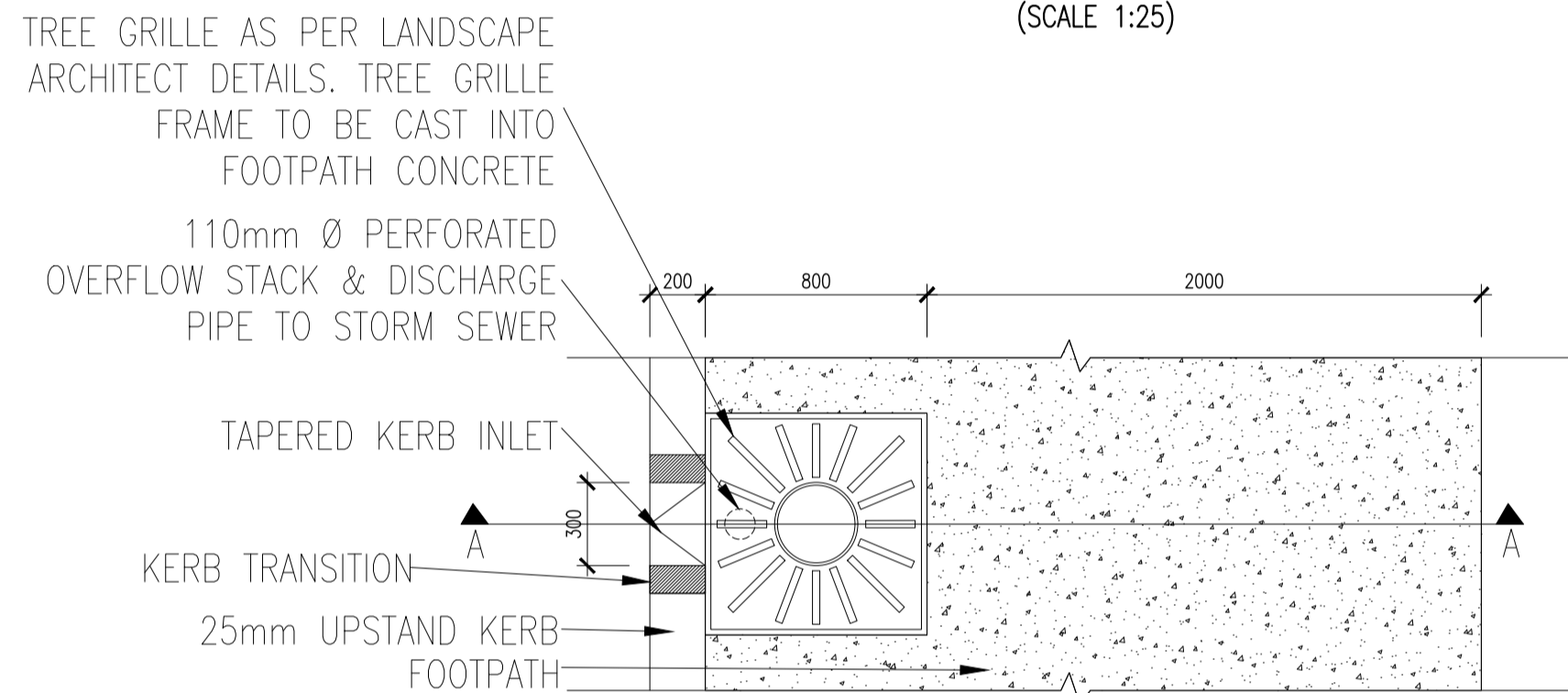
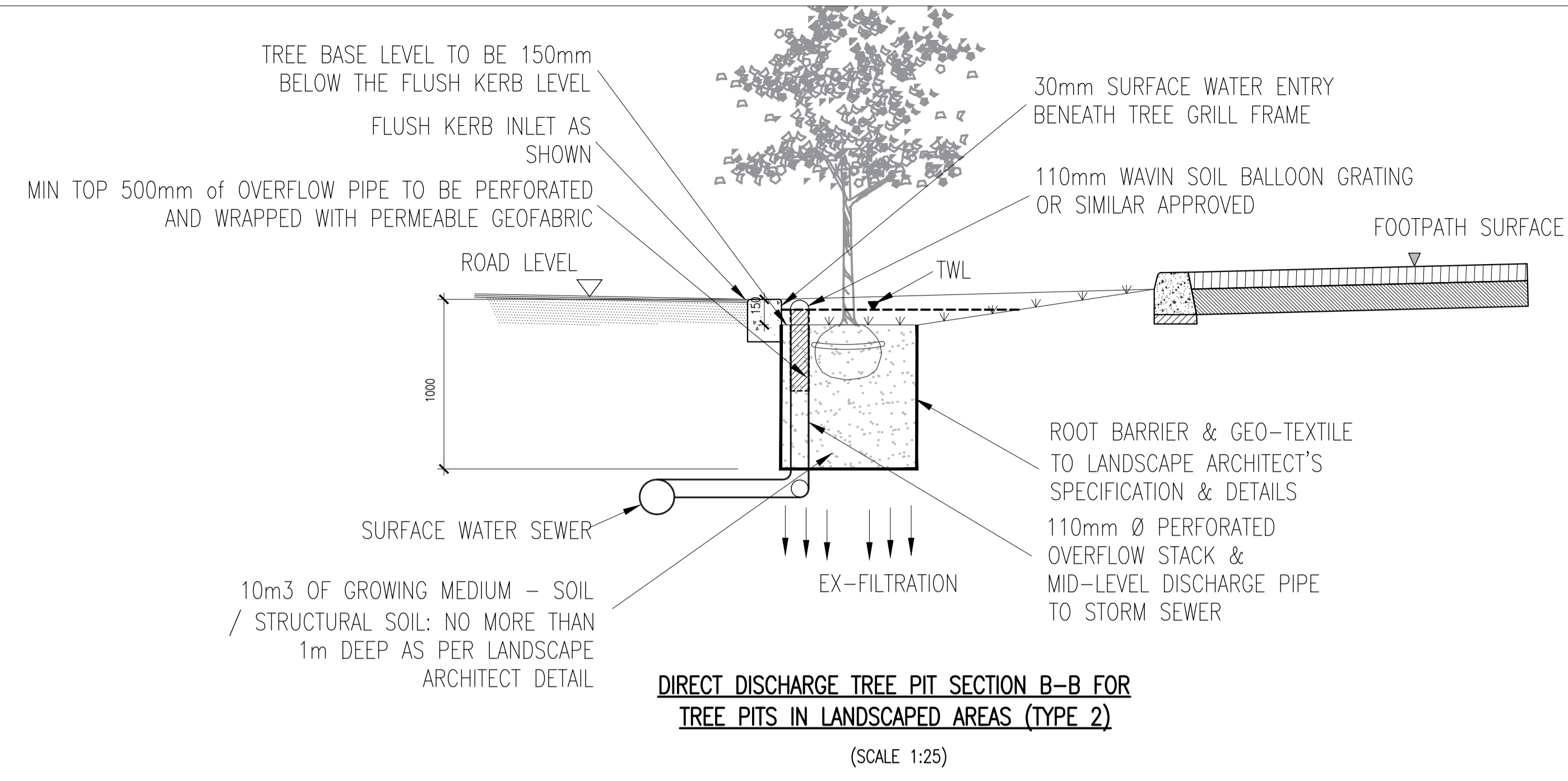


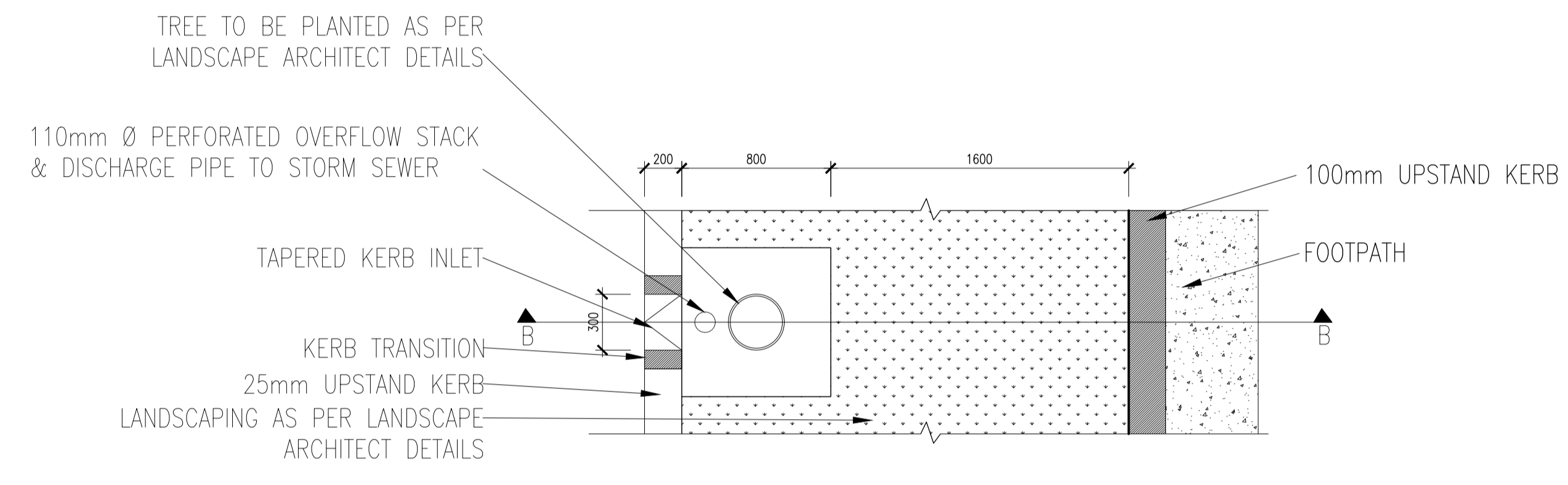
DIRECT DISCHARGE TREE PIT SECTION A-A FOR TREE PITS IN FOOTPATHS (TYPE 2)
(SCALE 1:25)



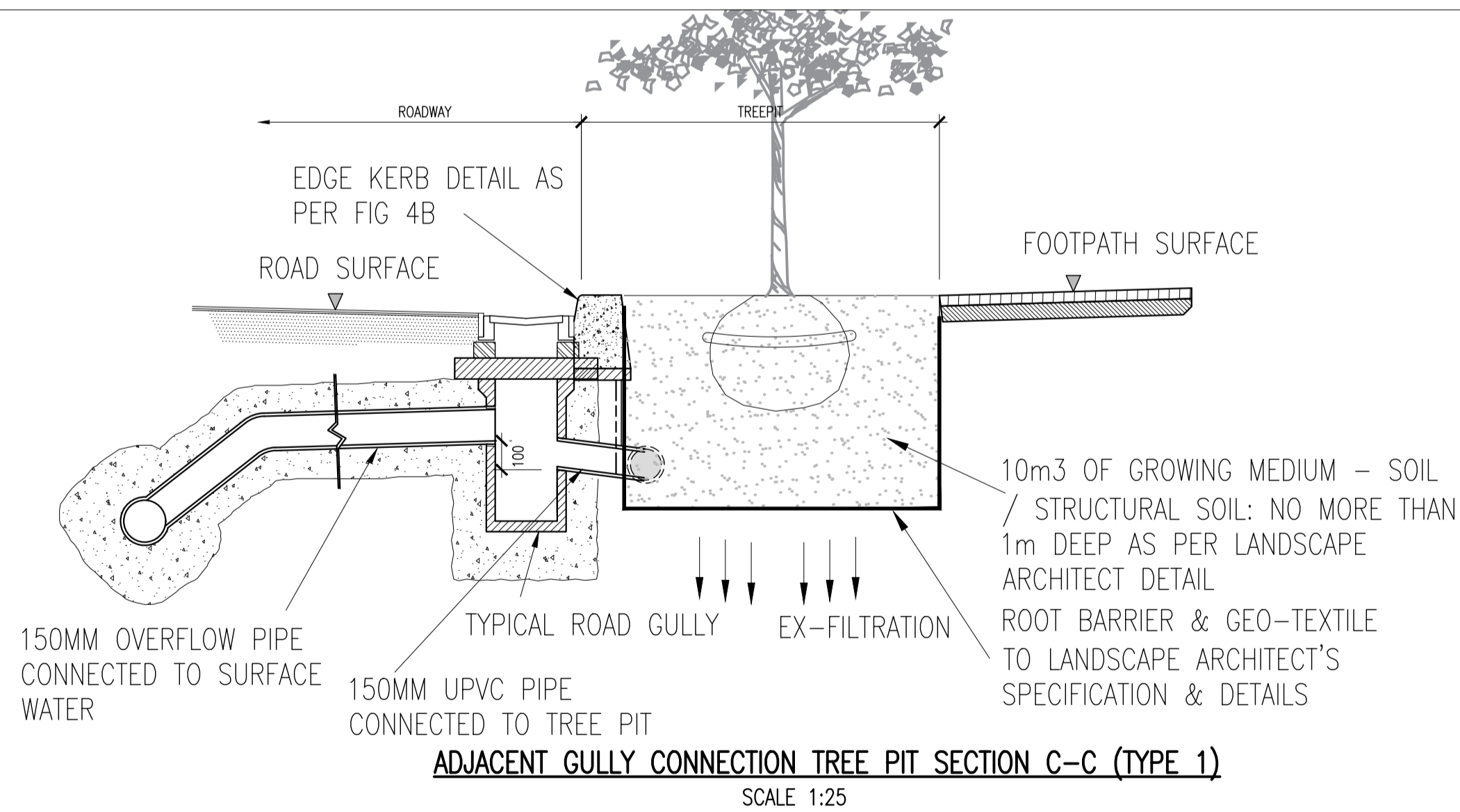
DIRECT DISCHARGE TREE PIT PLAN FOR TREE PITS IN FOOTPATHS (TYPE 2)



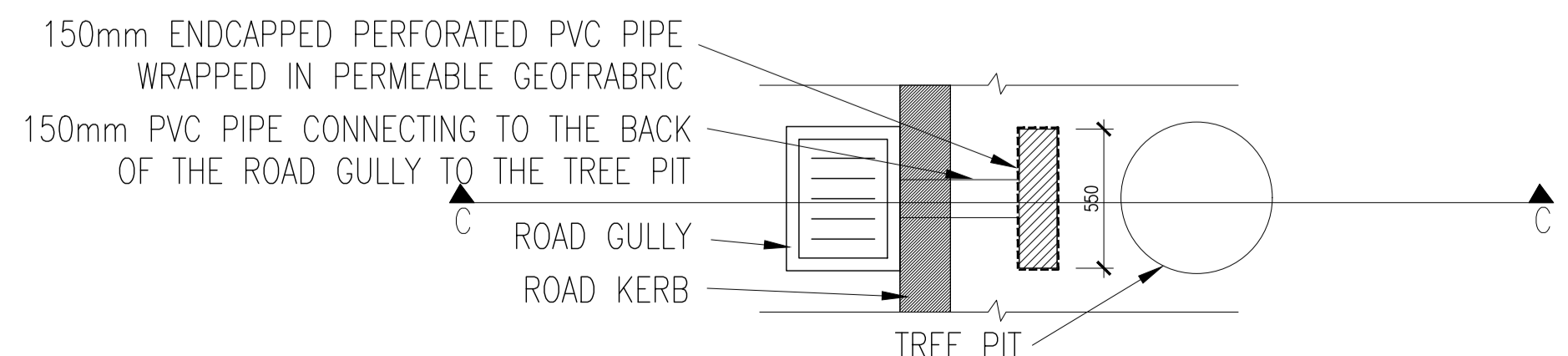
DIRECT DISCHARGE TREE PIT SECTION B-B FOR TREE PITS IN LANDSCAPED AREAS (TYPE 2)
(SCALE 1:25)



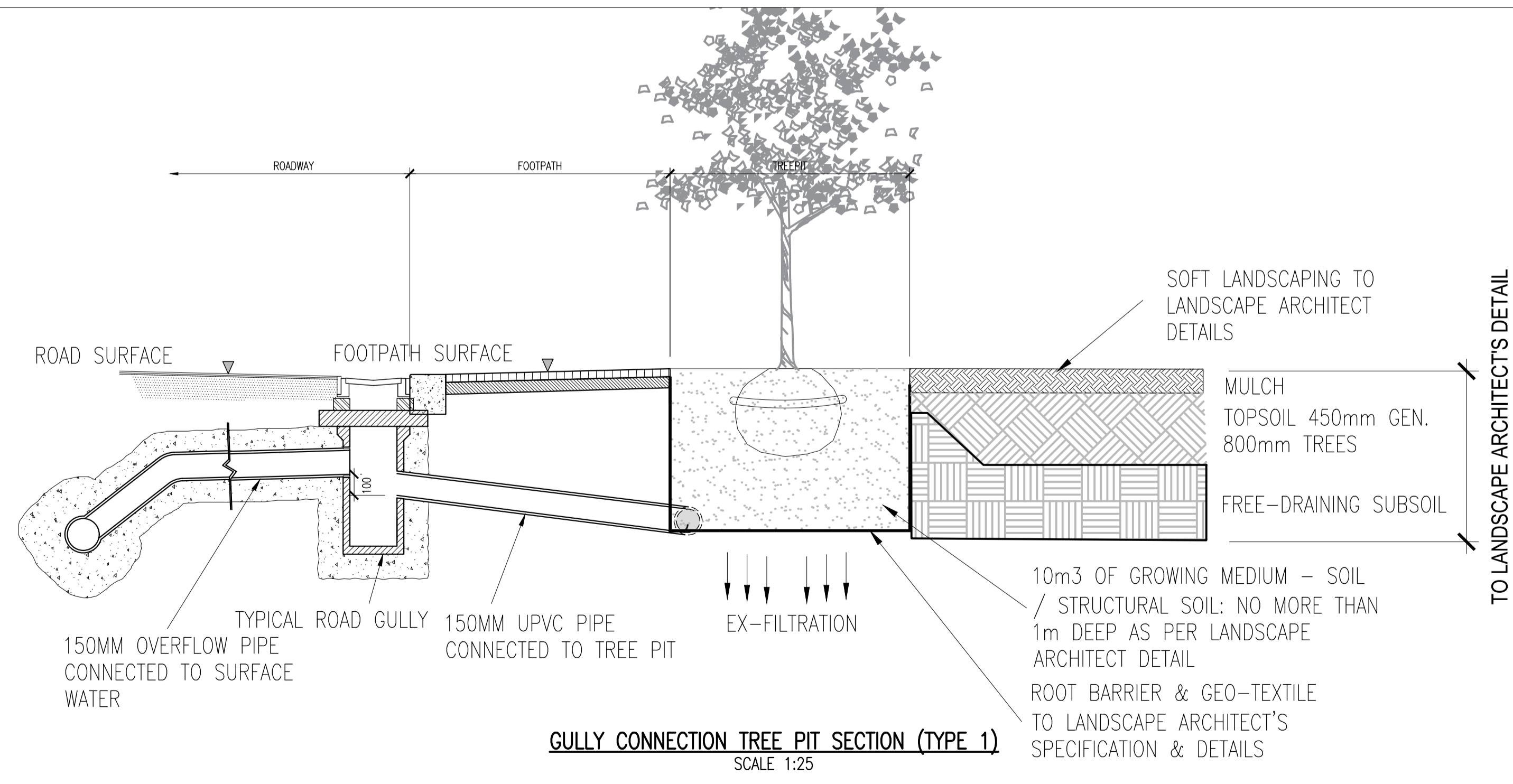
DIRECT DISCHARGE TREE PIT PLAN FOR TREE PITS IN LANDSCAPED AREAS (TYPE 2)
(SCALE 1:25)



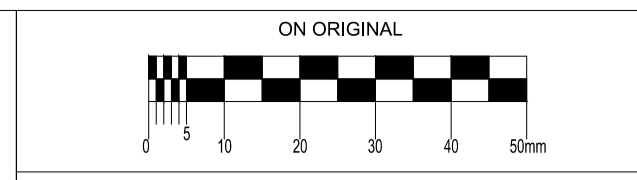
ADJACENT GULLY CONNECTION TREE PIT SECTION C-C (TYPE 1)
SCALE 1:25



ADJACENT GULLY CONNECTION TREE PIT PLAN (TYPE 1)
SCALE 1:25



GULLY CONNECTION TREE PIT SECTION (TYPE 1)
SCALE 1:25



ON ORIGINAL
© COPYRIGHT OF THIS DRAWING IS RESERVED BY DBFL CONSULTING ENGINEERS. NO PART SHALL BE REPRODUCED OR TRANSMITTED WITHOUT THEIR WRITTEN PERMISSION.
NO CHANGES OF WHATSOEVER NATURE ARE TO BE MADE TO ANY DETAILS SET OUT OR CONTAINED IN ANY DBFL SPECIFICATIONS OR DRAWINGS UNLESS THE EXPRESS CONSENT HAS BEEN OBTAINED IN ADVANCE, IN WRITING, FROM DBFL.

- NOTES:
- GENERAL NOTES:
- ALL WORKS SHALL BE CONSTRUCTED IN ACCORDANCE WITH THE TII SPECIFICATION FOR ROADWORKS AND SOUTH DUBLIN COUNTY COUNCIL STANDARDS
 - ALL DIMENSIONS ARE IN METRES UNLESS SPECIFIED OTHERWISE.
 - ALL COORDINATES ARE TO THE ITM (IRISH TRANSVERSE MERCATOR) GEOGRAPHIC COORDINATE SYSTEM.
 - ALL LEVELS ARE TO ORDNANCE DATUM IRELAND (MALIN HEAD).
 - ALL TEMPORARY TRAFFIC MANAGEMENT SHALL COMPLY WITH CHAPTER 8 OF THE TRAFFIC SIGNS MANUAL.
 - ALL MATERIAL DISPOSED OFF SITE SHALL BE TAKEN TO A LICENSED FACILITY APPROVED BY SOUTH DUBLIN COUNTY COUNCIL.
 - ALL AGGREGATES PROPOSED FOR USE ON THIS SCHEME SHALL MEET FULLY THE REQUIREMENTS OF THE CONTRACT SPECIFICATION AND, IN ADDITION, THE REQUIREMENTS STATED IN STANDARD RECOMMENDATION SR 21:2014 - GUIDANCE ON THE USE OF IS EN 12622 + A1:2007 - AGGREGATES FOR UNBOUND AND HYDRAULICALLY BOUND MATERIALS FOR USE IN CIVIL ENGINEERING WORK AND ROAD CONSTRUCTION. FURTHER DETAIL IS PROVIDED IN ADDITIONAL CLAUSE 14AAR OF THE CONTRACT SPECIFICATION.
 - REFER TO LANDSCAPE ARCHITECT DRAWINGS FOR TREE PIT DETAILS

rev	date	description	by	chkd.
8	26-09-23	COMPLIANCE	DCB	DCB
7	20-07-23	ISSUED FOR TENDER STATUS A	DKE	DCB
6	07-06-23	ISSUED FOR TENDER STATUS A	DKE	DCB
5	15-05-23	ISSUED FOR TENDER STATUS B	DKE	DCB
4	30-03-23	ISSUED FOR PLANNING	RWC	DCB
3	25-11-22	ISSUED FOR PLANNING	DKE	DCB
2	04-11-22	ISSUED FOR PLANNING	DKE	DCB
1	21-10-22	FINAL PLANNING DRAFT	BS	DCB
0	10-10-22	ISSUED FOR PLANNING	BS	DCB

STATUS CODES
purpose PB - TENDER acceptance S - ISSUED

DBFL Consulting Engineers
Civil, Structural & Transportation Engineering
www.dbfl.ie

DUBLIN OFFICE: Ormond House, Upper Ormond Quay, Dublin 7, D07 W704
PHONE: +353 1 453 4300
CORK OFFICE: 14 South Mall, Cork, T12 CT91
PHONE: +353 21 2024538
WATERFORD OFFICE: Salsburgh The Atrium, Maritime Gate, Canada Street, Waterford, X91 W028
PHONE: +353 51 309 550

project ref.
CLONBURRIS TILE 3

drawing title
TYPICAL DRAINAGE DETAILS SHEET

4

client
CAIRN HOMES PROPERTIES LTD

designed by DKB
author BS
scale AS SHOWN
sheet size A1

drawing no. CLB-T3-94-SW-XXX-DR-DBFL-CE-5304
revision 8

TO LANDSCAPE ARCHITECT'S DETAIL