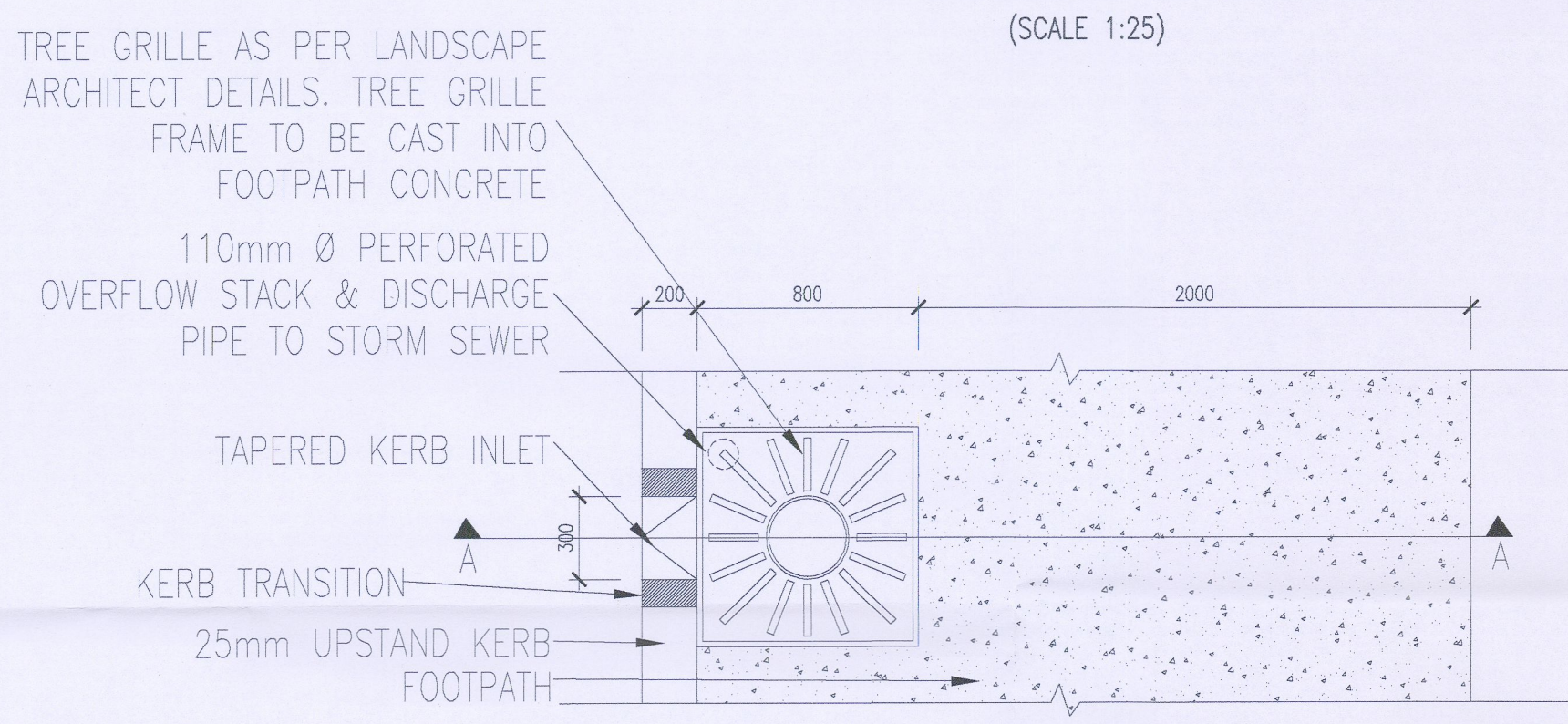
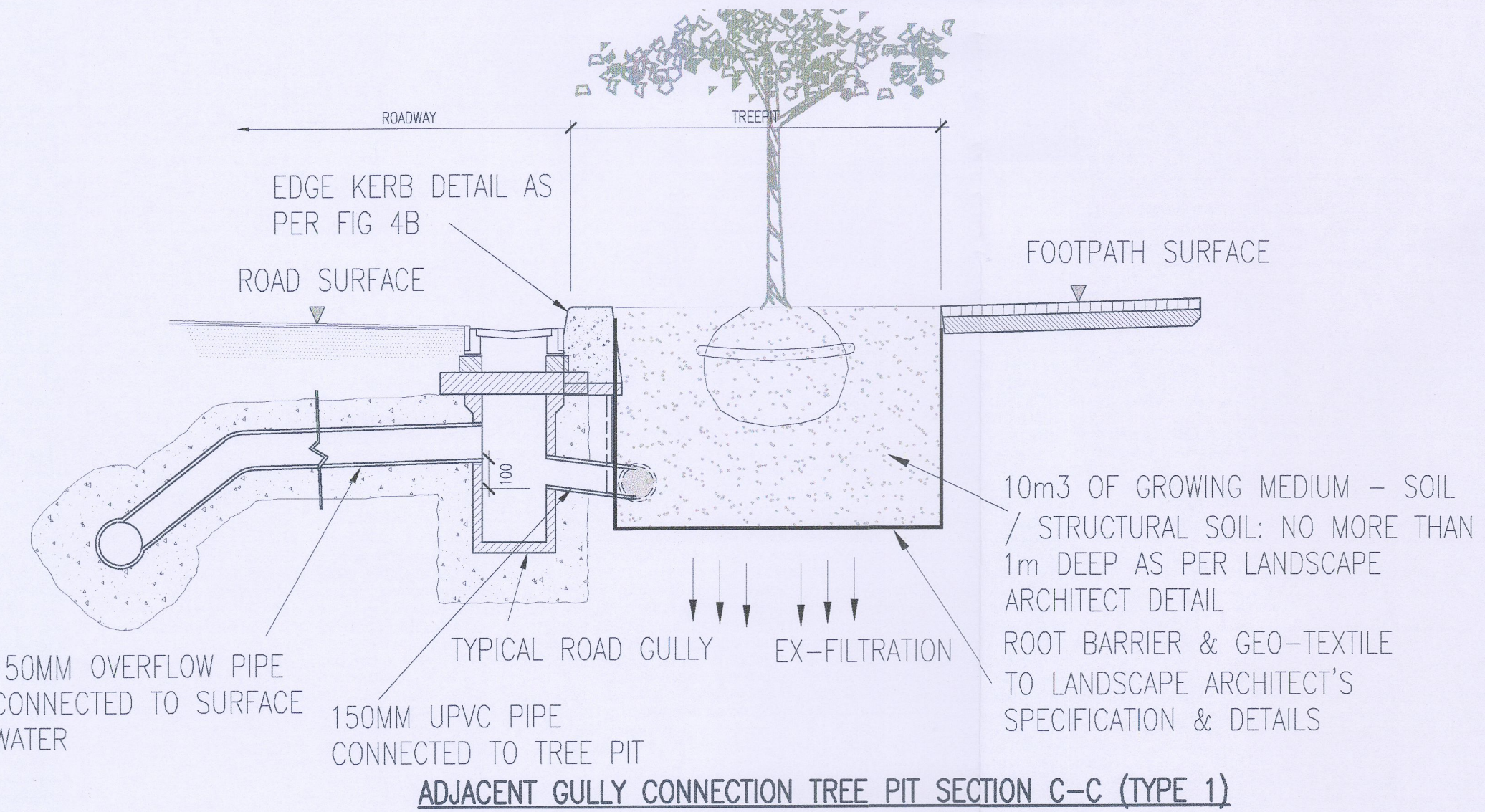


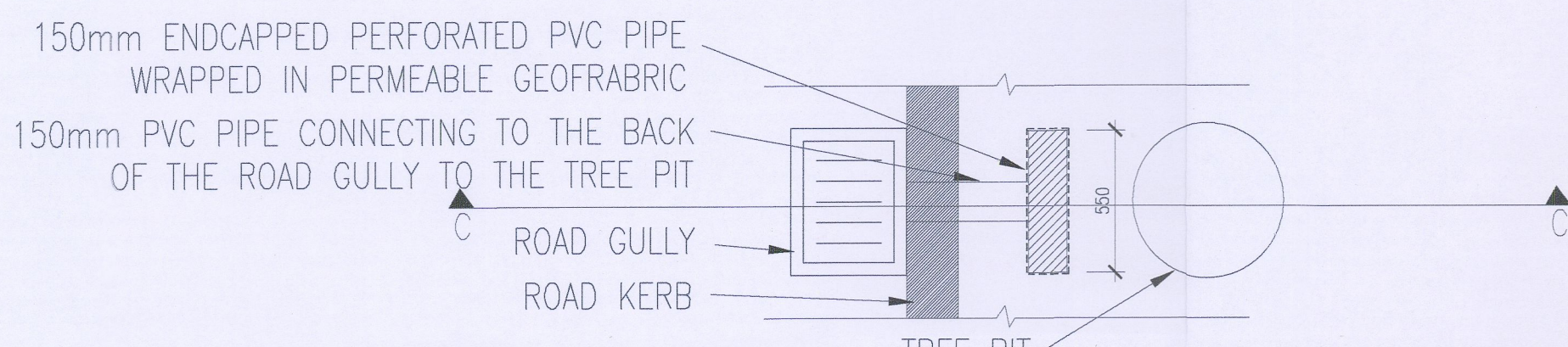
DIRECT DISCHARGE TREE PIT SECTION A-A FOR TREE PITS IN FOOTPATHS (TYPE 2)
(SCALE 1:25)



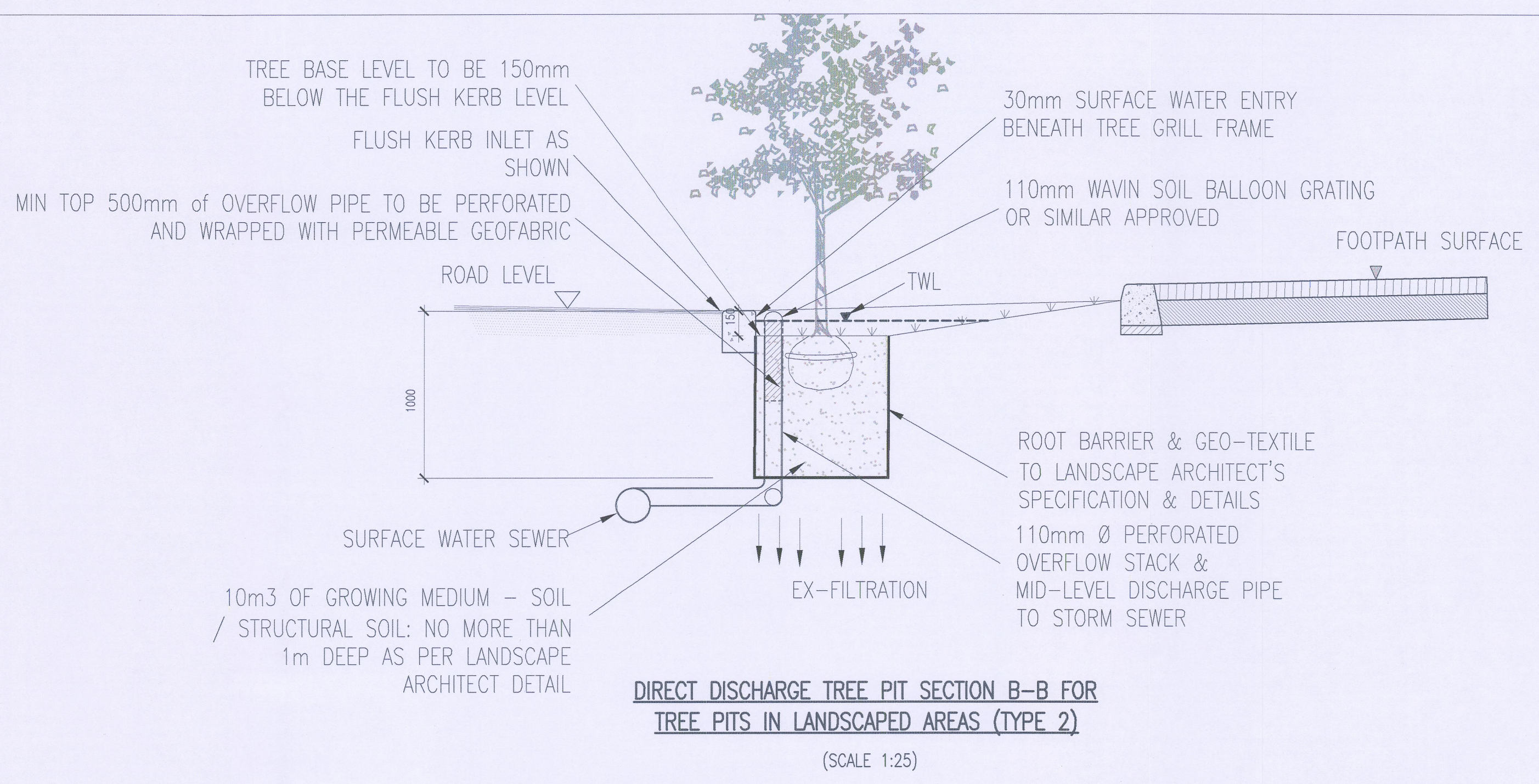
DIRECT DISCHARGE TREE PIT PLAN FOR TREE PITS IN FOOTPATHS (TYPE 2)



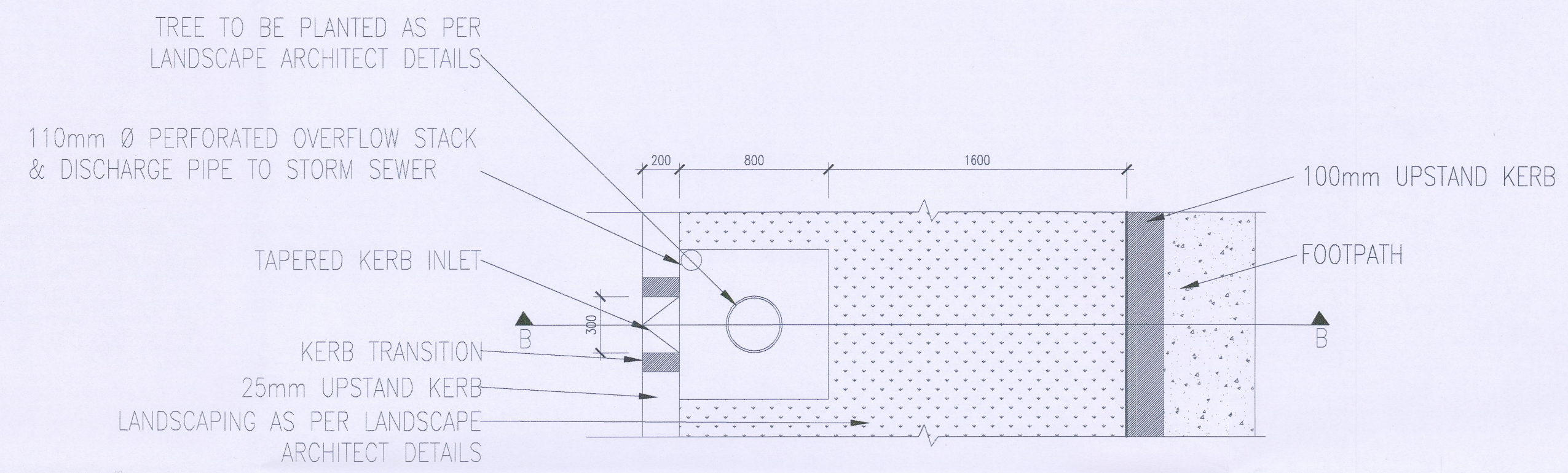
ADJACENT GULLY CONNECTION TREE PIT SECTION C-C (TYPE 1)
SCALE 1:25



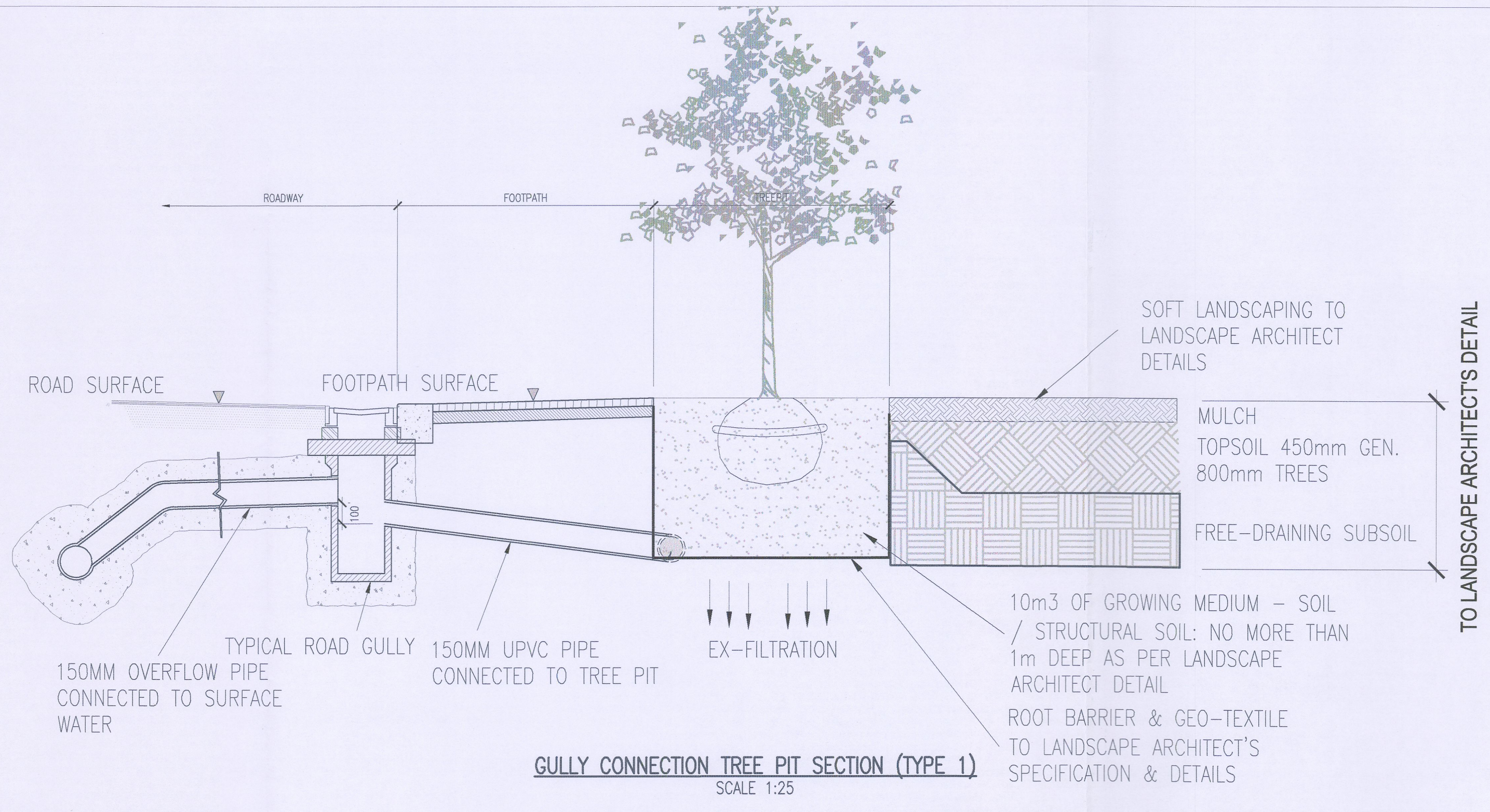
ADJACENT GULLY CONNECTION TREE PIT PLAN (TYPE 1)
SCALE 1:25




DIRECT DISCHARGE TREE PIT SECTION B-B FOR TREE PITS IN LANDSCAPED AREAS (TYPE 2)
(SCALE 1:25)



DIRECT DISCHARGE TREE PIT PLAN FOR TREE PITS IN LANDSCAPED AREAS (TYPE 2)
(SCALE 1:25)



GULLY CONNECTION TREE PIT SECTION (TYPE 1)
SCALE 1:25



© COPYRIGHT OF THIS DRAWING IS RESERVED BY DBFL CONSULTING ENGINEERS. NO PART SHALL BE REPRODUCED OR TRANSMITTED WITHOUT THEIR WRITTEN PERMISSION.
NO CHANGES OF WHATSOEVER NATURE ARE TO BE MADE TO ANY DETAILS SET OUT OR CONTAINED IN ANY DBFL SPECIFICATIONS OR DRAWINGS UNLESS THE EXPRESS CONSENT HAS BEEN OBTAINED IN ADVANCE, IN WRITING, FROM DBFL.
NOTES:

- GENERAL NOTES:
1. ALL WORKS SHALL BE CONSTRUCTED IN ACCORDANCE WITH THE T11 SPECIFICATION FOR ROADWORKS AND SOUTH DUBLIN COUNTY COUNCIL STANDARDS.
 2. ALL DIMENSIONS ARE IN METRES UNLESS SPECIFIED OTHERWISE.
 3. ALL COORDINATES ARE TO THE ITM (IRISH TRANSVERSE MERCATOR) GEOGRAPHIC COORDINATE SYSTEM.
 4. ALL LEVELS ARE TO ORDNANCE DATUM IRELAND (MALIN HEAD).
 5. ALL TEMPORARY TRAFFIC MANAGEMENT SHALL COMPLY WITH CHAPTER 8 OF THE TRAFFIC SIGNS MANUAL.
 6. ALL MATERIAL DISPOSED OFF SITE SHALL BE TAKEN TO A LICENSED FACILITY APPROVED BY SOUTH DUBLIN COUNTY COUNCIL.
 7. ALL AGGREGATES PROPOSED FOR USE ON THIS SCHEME SHALL MEET FULLY THE REQUIREMENTS OF THE CONTRACT SPECIFICATION AND, IN ADDITION, THE REQUIREMENTS STATED IN STANDARD RECOMMENDATION SR 21.2214 - GUIDANCE ON THE USE OF IS EN 12620 + A1:2007 - AGGREGATES FOR UNBOUND AND HYDRAULICALLY BOUND MATERIALS FOR USE IN CIVIL ENGINEERING WORK AND ROAD CONSTRUCTION. FURTHER DETAIL IS PROVIDED IN ADDITIONAL CLAUSE 14.4AR OF THE CONTRACT SPECIFICATION.
 8. REFER TO LANDSCAPE ARCHITECT DRAWINGS FOR TREE PIT DETAILS.

2	25-09-23	ISSUED FOR CFI	DCB	DCB
1	07-07-23	ISSUED FOR FURTHER INFORMATION	DKE	DCB
0	13-12-22	ISSUED FOR PLANNING	RMC	DCB
rev	date	description	by	chkd.

STATUS CODES
acceptance
purpose
P3 - PLANNING PERMISSION S - ISSUED

DBFL Consulting Engineers
Civil, Structural & Transportation Engineering
www.dbfl.ie

DUBLIN OFFICE: Ormond House, Upper Ormond Quay, Dublin 7, D07 W704
PHONE: +353 1 400 4000
CORK OFFICE: 14 South Mall, Cork, T12 CT91
PHONE: +353 21 2024558
WATERFORD OFFICE: Suite 80 The Atrium, Maritime Gate, Canada Street, Waterford, X91 W00B
PHONE: +353 51 209 500
project ref.

CLONBURRIS T2

drawing title
TYPICAL DRAINAGE DETAILS SHEET 3

client
CAIRN HOMES

designed by
DCB

author
RMC

scale
AS SHOWN

sheet size
A1

drawing no.
CLB-1B-94-SW-DTM-DR-DBFL-CE-5003

revision
2