






NOTES

- ALL EXTERIOR LIGHTING SHALL COMPLY WITH CODE OF PRACTICE FOR THE DESIGN OF ROAD LIGHTING BS5489-1:2013 EN1301-2015. SOUTH DUBLIN COUNTY COUNCIL PUBLIC LIGHTING INSTALLATION IN RESIDENTIAL AND INDUSTRIAL AREAS. NATIONAL RULES FOR ELECTRICAL INSTALLATION ET101:2008- PART 1 GENERAL REQUIREMENTS & PART 2.3 PARTICULAR REQUIREMENTS FOR PUBLIC LIGHTING INSTALLATIONS.
- THE EXTERNAL LIGHTING LAYOUT HAS BEEN DESIGNED IN ACCORDANCE WITH IS EN 13201-2015 & CIBSE GUIDE LG-06 GUIDELINES.
- DUCTING SHALL COMPLY WITH BSEN 50086-1-2-3-4 LATEST EDITION & SHALL BE SINGLE WALL, COLORED RED & MANUFACTURED FROM HIGH DENSITY POLYPROPYLENE. THE NOMINAL EXTERNAL DIAMETER OF THE DUCT SHALL BE 107mm WITH A MINIMAL WALL THICKNESS OF 5mm. EACH LENGTH OF DUCT SHALL BE STAMPED WITH THE WORDS "PUBLIC LIGHTING", OR ALTERNATIVELY, "STREET LIGHTING", IN 18mm BLACK LETTERING AT 0 DEGREES. AT ONE METRE INTERVALS. DUCT SHALL BE LAID WITH THIS LEGEND FACING UPWARDS. DUCT SHALL BE LAID IN A STRAIGHT LINE CLOSE TO THE LINE OF THE COLUMN LOCATIONS & SHALL CONTAIN A CONTINUOUS DRAW WIRE OF 8KN STRENGTH. ALL DUCTS SHALL BE PROVEN WITH BRUSH AND MANDRILL. POLYPROPYLENE ROPED AND PLUGGED AND COMPLIANT WITH ET101 REQUIREMENTS RED DUCT SHALL BE USED FOR EXTERIORS LIGHTING CABLES.
- A MINIMUM DEPTH OF 600mm COVER IS REQUIRED IN URBAN PATHWAYS & A MINIMUM OF 600mm COVER IS REQUIRED FOR GRASS MARGINS, PEDESTRIAN WAYS, LANEWAYS & GATEWAY ENTRANCES & A MINIMUM DEPTH OF 750mm IS REQUIRED AT ROAD CROSSINGS OR IN CARRIAGEWAYS.
- ALL CABLE DRAW INSPECTION PITS SHALL BE OF DUCTILE IRON GALVANISED STEEL FRAME WITH FRAME OPENING OF 615mm x 615mm TO CONFORM TO EN124B125 MARKED "PUBLIC LIGHTING" OR TRAFFIC WITH M16 STAINLESS STEEL LOCKING BOLT. ALL CABLE DRAW INSPECTION PITS FOR USE ON CARRIAGEWAYS SHALL BE OF THE SAME DIMENSION AS ABOVE WITH HIGH STRENGTH ENGINEERING OR SITU CONCRETE COVERS AND FRAMES SHALL BE APPROVED BY LICENSED BODY NSAI OR BRITISH STANDARDS INSTITUTE OF QUALITY ASSURANCE SERVICES.
- ALL EQUIPMENT TO BE SUITABLY IP & IK RATED FOR THE ENVIRONMENT THEY ARE BEING INSTALLED.
- LIGHT COLUMN SETBACK SHALL BE 0.8M FROM KERB IN ACCORDANCE WITH BS5489-1 TABLE 2 & LOCAL COUNTY COUNCIL PUBLIC LIGHTING SPECIFICATION.
- SITE LIGHTING CABLING TO TERMINATE IN SITE MINI PILLARS AS INDICATED.
- PUBLIC LIGHTING COLUMNS TO BE CONSTRUCTED OF GALVANISED STEEL AND COMPLY WITH LOCAL SOUTH DUBLIN COUNTY COUNCIL PUBLIC LIGHTING SPECIFICATION REQUIREMENTS & EN40 STANDARDS.
- THE CONTRACTOR IS RESPONSIBLE FOR ENSURING ALL NECESSARY INSPECTION, TAKEN IN CHARGE AND HANDOVER REQUIREMENTS/ SIGN-OFF FROM THE SOUTH DUBLIN COUNTY COUNCIL IS ADHERED TO AND IMPLEMENTED.
- EACH LUMINAIRE WILL BE INDIVIDUALLY SWITCHED VIA A 5PIN NEMA SOCKET WITH ALL COMMS AND LV CONNECTIONS MADE AT THE TIME OF ASSEMBLY/ CONSTRUCTION BY THE MANUFACTURER/ SUPPLIER.

SCHEDULE OF SYMBOLS

-  LUMINAIRE A
TR5A-02-200-8L0736W
LAMP 16LUL36W4K
POLE MOUNTED AT 8M
-  LUMINAIRE B
TR5A-02-200-8L0754W
LAMP 16LUL54W4K
POLE MOUNTED AT 8M
-  SITE LIGHTING DUCT (1no. Ø110MM DUCT)
-  MINI/ MICRO PILLAR

ISOLINES

-  1.5 lx
-  3.0 lx
-  5.0 lx
-  10.0 lx
-  15.0 lx
-  20.0 lx

P7	ISSUED FOR PLANNING COMPLIANCE - SDCC	ST	ST	NP	24/03/23
P6	ISSUED FOR FI RESPONSE	ST	ST	NP	08/09/22
P5	ARCH UPDATED REISSUED FOR PLANNING	ST	ST	NP	07/09/22
P4	ARCH UPDATE REISSUED FOR PLANNING	ST	ST	NP	12/08/22
P3	ISSUED FOR PLANNING	FB	ST	NP	04/04/22
P2	UPDATED ARCH LAYOUT/ ISSUED FOR PLANNING	FB	ST	NP	30/03/22
P1	PRELIMINARY ISSUE	FB	ST	NP	28/02/22
REV	DESCRIPTION	DRN	ENG	APP	DATE

PMEP
Penston MEP Consulting

HEALTH & SAFETY
ISO 45001:2018
NSAI Certified

QUALITY
ISO 9001:2015
NSAI Certified

1st Floor, Block A, Citywest Shopping Centre, D24 | 01 2530710 | www.pnep.ie
info@pmep.ie | © Copyright PMEP

PROJECT		CALMOUNT RD - WAREHOUSING/ LOGISTICS, OFFICE AND CAFE / RESTUARANT DEVELOPMENT	
CLIENT	ARCHITECT	BLACKWIN LIMITED	TOTP Architects
DRAWING TITLE			
ELECTRICAL SERVICES INSTALLATION SITE LIGHTING LUX LEVELS LAYOUT THROUGH ROADS			
SCALE	SHEET SIZE	DRAWING No.	REV.
1:750@A1 1:1500@A3	A1	P048-PMEP-00-00-DR-E-03	P7



SITE PLAN
SCALE 1:750

0 10 20 30 50 70(m)
SCALE 1:750

