

Site Waste Management Plan

Vantage Data Centers

Prepared by:	Authorised for issue by:	Issue Date:	Issue No.:
Kieran Colleran	Fergal O Neil	13th Oct 22	0
Kieran Colleran	Joe Brady	30th Nov 22	1
Ian Thompson	Joe Brady	11 th Jan 23	2
Ian Thompson	Joe Brady	19 th Jan 23	3
Ian Thompson	Joe Brady	24 th Jan 23	4
Ian Thompson	Joe Brady	30 th Jan 23	5
Ian Thompson	Joe Brady	21 st April 23	6
Ian Thompson	Joe Brady	4 th May 23	7



Established 1859

1.	Executive Summary.....	3
2.	Site Information	4
2.1	Site Layout Drawings	4
2.2	Scope of Works	4
2.3	Site Description	5
2.3.1	Existing Ground Conditions	6
2.3.2	Existing Site Drainage	7
3.	Wastes Arrising	7
4.	Overview of C&D Waste Management.....	8
4.1	Waste Handling Overview	8
4.2	Waste Hierarchy	9
4.3	Prevention	10
4.4	Reduction / Minimisation	10
4.5	Reuse.....	11
4.6	Recycle	11
4.7	Recovery.....	11
4.8	Disposal.....	11
5.	Site Specific Management of C&D Waste	11
5.1	Procedures to Manage Waste.....	11
5.2	Roles and Responsibilities	13
5.3	Management of Specific Waste Streams.....	14
5.4	Site Specific Traffic Impacts	15
5.5	Detailed Management of Waste Streams.....	17
	C&D SWMP Appendices	20
	Appendix A: Site Layout Drawing	21
	Appendix B: Sisk Standard Sustainability Forms.....	22
	Appendix C: Waste Collection Permits & Facility Permits / Licences	23
	Appendix D: Example Dockets and Log	24

1. EXECUTIVE SUMMARY

This document sets out the Construction and Demolition Waste Management Plan of John Sisk & Son (Holdings) Ltd for construction activities associated with Vantage Data Centers DUB 11 and 12 in Profile Park, Clondalkin, Co Dublin. This Sisk Construction Site Waste Management Plan (SWMP) will be implemented across all areas of work under Sisk management control, including that of all Sisk subcontractor work. The SWMP will be used to define how Sisk will fulfil the project and company aim of a greater than 95% diversion from landfill rate.

John Sisk and Son (Holdings) Ltd operates an Environmental Management System (EMS) which complies with ISO 14001:2015 as certified by BSI. A major component of this management system is the reduction, re-use, recycling and disposal of waste arising from Sisk construction sites.

All subcontracting firms appointed to work on site are required to submit a Subcontractor Environmental Plan (see Appendix B) prior to starting on site. This form sets out the measures that the subcontractor will undertake to minimise their environmental impact. If a subcontractor intends to remove waste from the site they must also complete the second page of this form. This section documents the different waste streams, the waste collection company used, to which facility the waste is transported and the processing of the waste e.g. recycle / recovery / etc. Prior to any waste being removed from site the full current Waste Collection Permit and Facility Licence / Permit must be provided to the appointed person from Sisk.

As each skip / truck is being removed from site the Waste Dispatch Log (see Appendix B) must be completed by the subcontractor's waste hauler. A copy of this log is maintained on site by the Sisk team for reference to ensure that the waste leaving site is being sent to a known licenced facility. In Appendix D of this plan sample dockets are included to show an example of the waste dockets and logs that will be retained as part of the project works.

The member of the Sisk site management team appointed to manage the EMS is known as the Environmental Champion and they are responsible for maintaining all relevant records and documents relating to waste. The Environmental Champion is appointed by the Sisk Project Director and named within Sisk Sustainability Environmental and Energy Plan (SEEP) which is issued to all subcontractors and site management.

This document is designed to promote resource efficiency and to prevent illegal waste activities. It is site specific to the needs of Vantage DUB 11 and 12 and the associated campus.

2. SITE INFORMATION

2.1 Site Layout Drawings

The site boundaries are defined by:

New Nangor Road (R134) to the north, beyond is an industrial park.

Agricultural fields to the east, beyond which is Profile Park Road and Grange Castle Golf Club; Profile Park Road and roundabout to the south; and a data centre development on agricultural fields and Boland's Car Garage to the west.

The site is an irregular parcel of land and covers a total area of approximately 8.7 ha and lies at an elevation between approximately 71.47 and 76.11 m Above Ordnance Datum (m AOD).

As shown in the representative photographs of the site (Figure 1.3), the site currently comprises a single storey residential dwelling and agricultural fields. The existing Baldonnell stream runs through the site in a south-east to north-west direction, flowing towards the north-west.

The site is accessed from two access/egress point from Falcon Avenue to the south, which leads to a roundabout on the R134 New Nangor Road.



Figure 1.3: Representative Photographs of the Site (left upper image looking north at residential dwelling onsite, left lower image looking north along Baldonnell Stream, centre looking south and right looking southeast at site boundaries)

2.2 Scope of Works

The development applied for consists of the demolition of the abandoned single storey dwelling and associated outbuilding (206sqm); and the construction of 2 no. two storey data centres with plant at roof level of each facility and associated ancillary development that will have a gross floor area of 41,405 sqm that will consist of the following:

- 1 no. two storey data centre (Building 11) that will be located to the north of the site and will have a gross floor area of 24,667sqm. It will include 12 no. emergency generators located at ground floor level within a compound to the western side of the data centre with associated flues.

- 1 no. two storey data centre (Building 12) that will be located to the south of the site, and to the immediate south of Building 11 and will have a gross floor area of 12,915sqm. It will include 7 no. emergency generators located at ground floor level within a compound to the western side of the data centre with associated flues that will be 22.3m in height.
- Each of the two data centres will include data storage rooms, associated electrical and mechanical plant rooms, loading bays, maintenance and storage spaces, office administration areas, and plant including PV panels at roof level as well as a separate house generator for each facility that will provide emergency power to the admin and ancillary spaces. Each generator will include a diesel tank and there will be a refuelling area to serve the proposed emergency generators.
- The overall height of each data centre apart from the flues and plant at roof level is c. 14.23m above the finished floor level.
- Construction of internal road network and circulation areas, with main entrance off Falcon Avenue to the south, as well as a secondary vehicular access off Legacy Drive to the south-west, both from within Profile Park; footpaths, provision of 144 no. car parking spaces, and 66 no. cycle parking spaces.
- Single storey step-up substation (38sqm) as well as 2 no. single storey switch substations (121sqm).
- AGI Gas Regulator compound that includes 3 no. single storey buildings (134sqm).
- Construction of an MFGP (Multi-Fuel Generation Plant) in the form of a 13m high single storey building with a gross floor area of 2,714sqm that will contain 11 No. 10 MW engines. MFGP includes breaking it into two components and increasing its 11 no. flues to being 30m in height; and that its primary purpose is now to reinforce the national grid. Underground fuel storage beneath each block.
- Ancillary site development works, that will include biodiversity management initiatives, attenuation ponds and the installation and connection to the underground foul and storm water drainage network, and installation of utility ducts and cables, that will include the drilling and laying of ducts and cables under the internal road network within Profile Park. Other ancillary site development works will include hard and soft landscaping, lighting, fencing, signage, services road, entrance gates, sprinkler tanks and pump room; and

The development will be accessed from Falcon Avenue and Legacy Drive from within the Profile Park Business Park that contains an access from the New Nangor Road (R134).

2.3 Site Description

The two data centres would be constructed across the site, broadly orientated north to south, within the southern portion of the site to reduce the visual bulk of the data centre from New Nangor Road. The data centres would be screened by proposed extensive berms and planting and landscaping to the north of the Baldonnel Stream.

The proposed data storage facilities are arranged into two data centres: the larger northern data centre (DUB11) and the southern data centre (DUB12).

The proposed development would include the construction of an internal road network and circulation areas, dedicated pedestrian footpaths, provision of 137 car parking spaces (14 of which would be dedicated to electric vehicle (EV) charging and 7 for disabled parking) and 66 bicycle parking spaces in double-stacked covered racks.

There will be two main entrances for the site for deliveries and vehicular site access. These will be Gate 1 & Gate 3 which are off Falcon Avenue and Legacy Drive respectively within Profile Park. There will also be a dedicated pedestrian access point to the site area through Gate 2 which is also located on Falcon Avenue. Car and cyclist parking along with temporary construction accommodation will be provided off Casement Road within Profile Park. This is immediately to the south of the site area on lands owned by the project

client. Groundworks in this area will not extend more than 400mm BGL to facilitate the use of this area as a temporary construction compound, parking and storage. A client appointed archaeologist will clear the area prior to the start of any works on this temporary accommodation area. During the groundworks noted above archaeological monitoring will be maintained by the client appointed archaeologist.

The summary floorspace schedule for the proposed development is presented in Table 6.1.

Uses	Gross External Area (GIA) m ²
North Data Centre DUB11 (including ancillary floorspace e.g., offices but excluding plant/substation)	24,667
South Data Centre DUB12 (including ancillary floorspace e.g., offices but excluding plant/substation)	12,915
Multifuel Generation Plant North Building (including mezzanine of 310 m ²)	1,784
Multifuel Generation Plant South Building (including mezzanine of 187 m ²)	1,258
Switch Rooms (4 no. in 2 blocks)	252
Step-up Substation	95
AGI Gas Regulator	134
Total	41,405

The works will be phased in order to allow sufficient safe access to work areas and to prevent excessive volumes of materials accessing the Profile Park Business Park and surrounding area at any one time. The entire site will be stripped starting from the south boundary and working northwards. Initially the topsoil will be removed from site with all subsoil retained for future project use for berms as per the granted planning permission. This bulk excavation phase will be completed in the first 14 weeks of the project from commencement. After this the structural works will commence from the south side of the project (DUB12) working northwards with a couple of months stagger between structures. The project is due for completion in late 2025.

2.3.1 Existing Ground Conditions

Prior to Sisk carrying out excavation works on this project an existing overall site geotechnical survey report has been completed by IGSL. WAC testing was completed on a representative number of samples across the campus with all result meeting the criteria for Inert landfill disposal. All excavated soils will be considered in accordance with the European Landfill Directive 2003/33/EC. It is envisioned that a further specialist consultant will be retained by Sisk to complete a Soil Classification Report. This will review the existing site investigation report and provide additional recommendations on the suitability of the soil in this project for classification as a by product and support any potential Article 27 declaration. If this option is available then the Article 27 declaration procedure will be fully followed through the EPA EDEN portal with all relevant information submitted to allow a determination be confirmed. In either circumstance it is

anticipated that the excavated soil that needs to leave site will be re-used for ground reclamation or daily cover at licenced facilities. There is approx. 15,000T of rock to be broken out as part of the project. It is planned to reuse all of this rock on-site. Primarily this will be used to form landscaping berms to the north area of the campus. Subject to engineering approval it is also planned to use this stone under tarmac roads in the campus within the capping layer.

2.3.2 Existing Site Drainage

Existing Surface Water Infrastructure:

There is surface water sewer infrastructure within the Profile Park campus. There is an existing surface water stream running through the project site. This will be maintained within the final design and upgraded to improve the quality of this surface water conveyance channel. During construction this will be monitored and protected to prevent adverse impacts from construction works on downstream receptors.

Existing Foul Sewer:

There is surface water sewer infrastructure within the Profile Park campus. A trade effluent connection request will be submitted as required for any temporary connections required by the Sisk site compound during construction works.

3. WASTES ARISING

C&D waste on this project will arise mainly from excavations and unavoidable construction waste generated which will be sent for recycling and recovery. The below tables are the forecasts for the entire project based on previous experience on other similar size and type of project.

These targets have been developed in order to comply with the minimum EIA requirement of 90% diverted from landfill. However Sisk operate a 95% diverted from landfill target and this more onerous target will be the project goal for C&D diversion. Site won materials are not considered in this section with the reuse figures relating to materials reused off-site (noted in recovery for soils).

Table 1. Overall C&D Waste Management Targets

Waste Targets	
Key Performance Indicator	Construction & Demolition Waste
Waste Reused as % of total waste	0%
Waste recycled as % of total waste	20%
Waste recovered as % of total waste	75%
Waste sent to landfill as % of total waste	5%

It is worth noting that the Table 1 targets are overall targets which can alter depending on the management options available. Excavated soil on site has been classified as inert by the SI Report

on the existing site conditions. The waste hierarchy will be followed in relation to all excavation soils and stones as defined by EWC 17 05 04. Opportunities for reuse on site as part of the landscape bunds will be explored. There is a potential to reuse on site the Soil and Stone offsite as a By-Product under Article 27 notification as noted earlier. Otherwise this will be reused off site as land reclamation materials or cover at suitably licensed locations. Below in Table 2 there is a comprehensive breakdown of the different waste streams and the proposed diversions rates and totals forecast for this project.

Table 2. Detailed Waste Management Forecast

Forecast of C&D Waste				
Waste Material	Recycling (Tonnes)	Recovery (Tonnes)	Disposal (Tonnes)	Total (Tonnes)
Mixed C&D	0	1034	141	1,175
Timber	600	0	0	600
Metals	190	0	0	190
Gypsum waste	200	0	0	200
Packaging	60	0	0	60
Waste bituminous mixtures	30	0	0	30
Concrete	300	0	0	300
Soils and stones	0	20,000	0	20,000
Canteen Waste	0	70	10	80
Canteen Recyclables	20	0	0	20
Hazardous Materials	0	0	1	1
Total	1,400	21,104	152	22,656

4. OVERVIEW OF C&D WASTE MANAGEMENT

4.1 Waste Handling Overview

All waste on this project will be managed as per the relevant waste management legislation and will be assessed using the waste hierarchy of Prevent, Reduce, Reuse, Recycle, Recover and Dispose. The proper implementation of the hierarchy will ensure the minimum amount of waste possible being sent to landfill.

Waste will be removed from site to various external treatment and processing facilities. Each subcontractor will be responsible for the removal of their own waste so there is the potential for a number of different waste handlers on the site. All waste companies removing waste from the project are to be permitted under the Waste Management (Collection Permit) Regulations 2007 and the Waste Management (Collection Permit) (Amendment) Regulations 2008. To track the destination of

the waste leaving the project each shipment must be recorded on a Sisk EMS Waste Dispatch Log (FM-SUS-2000-01), see Appendix D for an example.

Waste may only be treated or disposed of at facilities that have a Waste Licence, Waste Facility Permit or Certificate of Registration depending on the activities and volume of waste processed at a location. All waste removed from site must be delivered to an appropriate facility as named in appendix B of the WCP of the carrier.

Sisk have identified the 6 largest waste streams generated by our operations and the areas with the biggest potential to effectively reduce the total quantity of waste produced working towards our target of Zero waste. These are collectively known as the W6 (Waste 6)

These target areas are

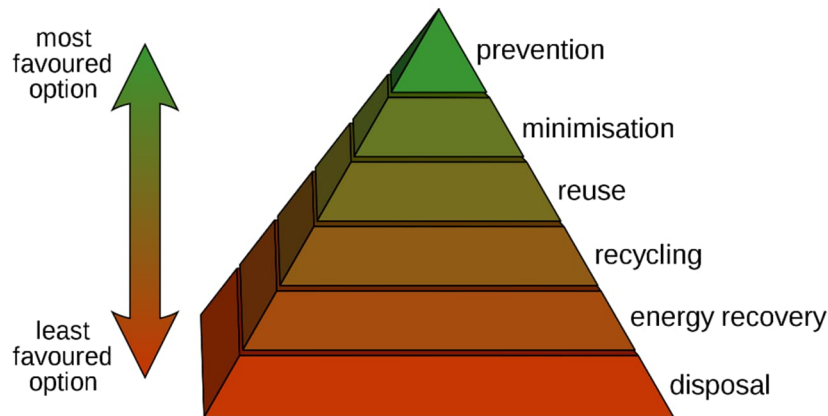
- W1 – Bulk Materials (soils and stones along with demolition wastes)
- W2 – Mixed Waste
- W3 – Hazardous Waste
- W4 – Timber
- W5 – Plasterboard
- W6 - Packaging

The following section will go through the processes of how the waste hierarchy will be implemented across the predicted waste streams.

4.2 Waste Hierarchy

Work will be planned to identify and implement ways to implement the waste hierarchy of prevent, reduce, reuse and recycle waste before disposal. The following waste management hierarchy will be used, in order of preference, for management of all construction waste.

- Prevent potential waste
- Reduce/minimise waste
- Segregate for offsite recycling
- Segregate for offsite recovery
- Reuse and/or recycle materials that are commingled
- Energy recovery of materials
- Disposal to landfill



4.3 Prevention

Preventing the generation of waste in the first place is the simplest means of managing the waste. Prevention of waste starts at design where consideration will be given to sizing project items in line with available materials, and / or liaising with suppliers to supply purpose-made (e.g. plasterboard sheet size) or prefabricated materials. Only materials necessary for the job will be purchased – a precise product specification will be provided to the supplier to ensure that correct quantity of appropriate product is acquired. Packaging will be taken into consideration – it should be adequate, recyclable, and not excessive. An agreement will be made with the supplier company to facilitate return of damaged product and packaging material. Important also is supplier delivery time; where possible this will be as close as practicable to the proposed usage times (e.g., just in time) to reduce the potential of on-site damage. Work packages will be planned with waste minimisation in mind, particularly where material cutting is required (e.g., measure twice and cut once). All subcontractors will have fenced off dedicated material storage areas in which to store their items prior to installation. This will prevent damage from other subcontractors and reduce handling from materials being multi-handled.

Recommendations for consideration:

- Reuse soil and stone within the development, e.g. creating berms / landscaping
- Identify other developments in the area that may benefit from the material
- Consider reusable systems, e.g. formwork
- Consider prefabrication and reduce insitu concrete, reducing formwork / temporary works
- Encourage the use of take-back schemes e.g. pallets, plasterboard etc.
- Order correct timber lengths where possible, reducing off-cuts
- When placing plasterboard orders adopt a minimal waste allowance
- Avoid over ordering
- Ban use of single use plastic coffee and water cups, cutlery, plates, etc
- Buying goods made from recycled plastics and that can be returned for recycling

4.4 Reduction / Minimisation

Reduction of surpluses, deficits, and waste arising is important from an economic viewpoint, and is also a key element in effective materials / waste management. Surplus materials include salvage items, aggregate, soil and stones from groundworks, unnecessarily purchased construction materials, damaged goods, and excess material purchased as part of a package lot. Deficits will occur where an area of the site requires filling or where an insufficient amount

of construction materials are purchased. Waste will be minimised wherever possible. Good housekeeping will be used to conserve space, minimise material damage, and prevent cross contamination of waste. The entire site will be kept clean from unwanted items and be well organised. All materials will be stored in designated storage areas, with any stacking arrangements supervised by a competent person. All storage facilities will be kept secure and stable and access routes kept clear at all times. Suitable and sufficient lighting will be provided to all work areas, storage locations and access routes. The importance of maximising salvage items and minimising working waste (such as off cuts and damaged material) will be communicated to all site staff. Where possible installed materials are to be protected from damage using suitable measures. If a product is not damaged, then there is no need to generate waste by having to repair it at a later date.

4.5 Reuse

Every effort will be made to reuse materials on site where practical and agreed with the Design Team:

- Excavated uncontaminated soils and stone will be considered for reuse (may be subject to engineering specification compliance) as appropriate to minimise waste.
- Roofing protection plywood which is laid to protect the built-up roof membrane from damage during construction. This plywood is to be retained and reused for protection on future phases or on other projects.

Where reuse is not practical the material will be segregated into individual category type for recycling and/or recovery.

4.6 Recycle

Recyclable materials likely to arise include wood, concrete, metal, packaging and plasterboard. These will be segregated on site as much as practicable for more efficient and cost-effective waste management off-site. Preference will be given to compliant waste management companies that maximise recycling to reduce quantities of waste necessitating recovery. Recycling will be the first option at all times where practicable as it gives the best diverted from landfill percentages.

4.7 Recovery

Recoverable materials likely to arise are the mixed waste fractions. Preference will be given to compliant waste management companies that favour recovery over disposal thereby offering the lowest possible rate of waste to landfill.

4.8 Disposal

All higher options on the waste management hierarchy will be used to ensure that disposal of waste will be reduced to the lowest possible level.

5. SITE SPECIFIC MANAGEMENT OF C&D WASTE

5.1 Procedures to Manage Waste

Wastes likely to arise during the course of this project include those listed in Table 3. This also identifies the different approved and licensed facilities that will take the different wastes. This table will be updated as the works progress as new contractors are appointed or change, or as new waste streams are removed from site. A file containing all the permits and approval will be kept on the SMARTWaste tool and will be available for review. Each waste type and corresponding European Waste Code (EWC) will be recorded in Table 3 in advance of

arrangements being made for removal off-site. All contractors are required to complete a Subcontractor Environmental Plan (FM-SUS-0900-01), see Appendix B, along with any haulier and waste facility permits required before waste can be removed from site.

No skips are to leave site without the Waste Dispatch Log (FM-SUS-2000-01), see Appendix B, being filled in.

In line with the project target on minimising waste to landfill and exceeding a 95% diversion rate, all waste streams practicable will be segregated on site and recycled or recovered to ensure the smallest disposal in landfill tonnage possible. Monthly waste reports will be generated and saved as part of waste management during the project, and these will include the following at a minimum:

- Waste type (description: soil, stones, mixed dry recyclable, etc)
- Waste EWC Code
- Total quantity for each stream (tonnes)
- Quantity diverted from landfill (tonnes)
- Waste Processing (e.g., waste to landfill, waste to energy, waste to recovery, waste for recycling, etc).
- Source of waste
- Originator contractor (e.g., Sisk, Kirby, etc)
- Waste haulier and waste collection permit number
- Destination facility and waste licence/permit/CoR number

These reports will allow us set and monitor targets for tonnages of the different streams and this information will be displayed within the Site Offices so the management team are aware of current performance. These reports will also be compared to the Waste Dispatch Logs to ensure all waste movements can be accounted for.

All waste removed from site must be recorded by the Environmental Champion on SmartWaste. This is an online web tool (<http://www.smartwaste.co.uk>). This tool is used companywide in Sisk to record waste movements to diversion and disposal along with other key environmental KPI's.

Designated waste areas for each subcontractor will be assigned and clearly signposted on site. A dedicated wasteyard and spoil heap area will be provided to the south of the project temporary construction site offices on the opposite side of the Profile Park internal road to the main project area. This will allow for correct set up of segregated skips to maximise diversion from landfill. Contractors will have localised wheelie bins at their work areas which can then be emptied into small tipper skips. These will then be covered and transported by teleporter to the recycling yard. These tipper skips can be pre-segregated or can be sorted upon arrival the recycling yard at the contractor's preference. This area will be kept in a tidy state at all times and inspected as part of the Sisk EMS inspection regime.

The following measures will be implemented:

- Keep sites tidy and collect waste regularly.
- Use waste containers or skips suitable for the type of waste being stored.
- Use skips with lids or cover them with sheets or nets to prevent dust and litter being blown out if light items placed in them.
- Check that containers and skips are not corroded or worn out to minimise the risk of accidental spillages or leaks.
- Use signage to mark waste containers and skips clearly with their intended contents.

- Ensure labels on containers and skips are kept in good order.
- Segregate waste before putting it into the designated final skips.
- Locate skips away from watercourses, gullies and drains.
- Food to be consumed in canteen areas only, and covered bins to be in place for food waste only.
- Place liquid hazardous waste containers within bunds or on drip trays.
- Waste should never need be left on the ground or piled in the corner of a room or work area. A clean as you go policy will be in effect on this project.

5.2 Roles and Responsibilities

While the Project Lead / Contracts Manager has ultimate responsibility for implementation and maintenance of proper site waste management, the Sisk Environmental Champion will be appointed to carry out this function to the satisfaction of the Contracts Manager. The Environmental Champion will be appropriately trained and resourced to fulfil this function. The Environmental Champion for this project will be Ian Thompson. John Sisk & Son (Holdings) Ltd has a wider environmental team of specialists to support the waste manager as may be required.

The site Environmental Champion role includes the following relating to waste management:

- Further developing this site waste management plan to implement, review and update as required.
- Training site management, staff, subcontractors, and visitors on the SWMP so that all appreciate their role in good site waste management practice. This to be in the form of inductions for all starting on site and TBT's whenever updates are issued.
- Managing subcontractor waste awareness and activity with co-operation of the Sisk package owners.
- Ensuring legal compliance, i.e., that full copies of company Waste Licences, Waste Permits, Waste Collection Permits and Waste Transfer Form (WTF) documents are acquired from all waste contractors as appropriate. These are to be assessed to ensure compliance prior to waste removal off site.
- Managing waste collections to be streamlined to workflow in conjunction with the Site Agent.
- Carrying out inspections of waste areas to ensure that best practice is followed and issuing corrective actions as needed if improvement is required.
- Producing monthly waste reports to ensure that targets are being achieved.
- Facilitating the waste inspection part of the site environmental audits as undertaken by the Sisk internal auditor.
- Update SmartWaste online tool for all waste movements

Role:	Name:	E-Mail address:
Business Unit Managing Director	Owen Sisk	
Director in Charge	Derek Meagher	d.meagher@sisk.ie
Project Lead	Joe Brady	j.brady@sisk.ie
Site Manager.	Richard Sheehan	r.sheehan@sisk.ie

Project Environmental Champion	Ian Thompson	i.thompson@sisk.ie
Project Energy Coordinator	Mark Thornton	m.thornton@sisk.ie
Project CCS Champion(s)	Yetunde King	yetundeking@sisk.co.uk
Project Social Value Champion	Yetunde King	yetundeking@sisk.co.uk
Community Liaison	Kieran Colleran	k.colleran@sisk.ie
Environmental Emergency Coordinator	David Bryce	d.bryce@sisk.ie

Inspection Schedule

The overall site will be inspected once every fourteen calendar days for any environmental and waste issues. This will be completed digitally on a dedicated platform

5.3 Management of Specific Waste Streams

An overview of the methods to manage the primary waste streams from the project is presented below. The main types of waste produced are:

Excavated Soil & Stones

The largest percentage of the waste produced on this project is from excavated material. It is planned to store as much excavated materials in the dedicated soil stockpile. This excavated material is idented to be reused for landscaping berms in the final scheme. However due to space constraints the topsoil will need to be removed. It is planned that this will be removed under an Article 27 Notification to the EPA for approx. 20,000T of material.

Hazardous Materials / Wastes

It is only envisioned that hazardous materials such as paints, oils, diesel, etc will be used during the lifespan of the project. These have the potential to produce hazardous waste if not managed correctly. All diesel is to be stored in a bunded area or a double skinned storage container with spill kits available. All potentially hazardous materials will be stored in their original packaging until needed and once opened stored within a bunded tray. These specialist contractors will remove these generally small containers to their base under WCP legislation exemption to be removed in bulk to a suitable final disposal facility.

Concrete

Waste concrete will arise during the construction phase of the project from concrete truck chute wash out predominantly. In order to minimise wastage concrete measures will be calculated exactly with an alternate use ready for any over run on the larger pours where practicable. Any excess concrete that cannot be utilised in this manner is to be returned to the concrete supplier for re-use. Concrete trucks will only be allowed to wash down their chutes in a designated concrete washout location. Concrete trucks will not be permitted to fully wash out their bottles on-site. The concrete washout location will be suitably set up to prevent run-off to any sensitive receptors.

Metals

Waste metals are to be segregated for recycling in dedicated skips. Where possible materials are to be delivered to site cut to measure to reduce waste from off cuts. Re-bar is a source of significant metal waste on many projects and to minimise this re-bar is only to be ordered as per structural engineer schedules and only as required.

Timber

Due to the design of the project as structural steel frame with a cladding panel facade there is a hugely reduced need for timber on site. All concrete shuttering on site is to be done with proprietary shuttering pans which can be re-used throughout the project and then moved on for further use on another site. Timber pallets are to be returned with suppliers for re-use. Timber is to be used as temporary protection in areas and this is to be directly recycled by having a dedicated timber skip available.

Packaging & Plastic

Packaging can be a major source of waste on many projects. Where possible equipment is to be delivered to site with no packaging save that necessary to prevent damage. All packaging on site is to be immediately skipped and sent for recycling / recovery with the skip covered as needed to prevent windblown plastic being spread around the site.

Canteen Waste

Canteen waste will not be mixed with general construction waste and will have its own dedicated bins on-site. All waste is to be stored in a hard covered skips serviced regularly to prevent rodent issues. Paper and other dry recyclables from the project offices are to be recycled in a green bin.

Plasterboard Waste

A dedicated plasterboard skip will be maintained on-site when this element of works commences. No plasterboard is to be mixed with other waste streams as it causes issues with the recovery processes of the waste handler and can render the skip unsuitable for recovery.

C&D Waste

General construction waste will be generated as part of the project and this waste will be sent for sorting and recovery by the waste carrier. However the project will aim to reduce the amount of C&D waste removed from site by prioritising the segregation of waste on-site in the first instance.

5.4 Site Specific Traffic Impacts

A traffic management plan will be implemented within the Profile Park Business Park by Sisk to manage deliveries and waste removal. This will be coordinated with the Profile Park management and will include signage with no parking permitted on the park roads. There is no envisioned material impact to public roads external to the business park due to waste movements.

The primary impact of material and waste removal from site will be during the excavation phase of the project from early 2023 for the initial 14-week bulk excavation phase. There are 20,000T of topsoil to be removed during this initial period. Based on a morning, lunchtime and afternoon set of truck movements there should be 30No truck movements for removing topsoil. Depending on final destination it is expected that topsoil haulage routes will be along the New Nangor Rd (R134) to the R136. From there trucks will go to either the N4 or N7 and onwards to the final destination

Once the soil removal phase is complete the number of vehicle movements to remove waste will dramatically reduce. It is anticipated that there will 8No truck movements per week to remove skips from the project. There will be a number of locations that these skips will be removed to, all of which will be suitably licenced. Current known waste destinations are included in Appendix C. Due to the low number of movements for waste and the fact that all movements will be during site hours there will be no adverse impact on traffic around the Grange Castle area. Skip haulage routes will be

along the New Nangor Road (R134) direct to Clondalkin or Park West for the majority of movements as these are the most likely waste types to be generated. For the more limited plasterboard waste this will be along the New Nangor Rd (R134) to the R136. From there trucks will go to the N7 and onwards to Allied in Naas.

5.5 Detailed Management of Waste Streams

Table 3. Estimated Waste Types & Management Options

Waste Category	Waste Description	EWC Code <i>* hazardous</i>	Onsite Management	Subcontractor	Waste Collection Company & Waste Collection Permit Reference	Company Name & Address & Waste Facility Licence Reference (To where waste first offloaded)	Recovery / Disposal Code
Aerosols	Spray containers	15 01 10*	Segregate – into designated 240l bin	Sisk	Enva Ireland Ltd Clonminam Ind. Estate Portlaoise Co. Laois NWCPO-08-01116-03	Enva Ireland Ltd Clonminam Ind. Estate Portlaoise Co. Laois W0184-02	R3 – Organic substance recycling R4 – Metal recycling
Oily Rags	Used Spill kits	15 02 02*	Segregate – into designated 240l bin	Sisk	Enva Ireland Ltd Clonminam Ind. Estate Portlaoise Co. Laois NWCPO-08-01116-03	Enva Ireland Ltd Clonminam Ind. Estate Portlaoise Co. Laois W0184-02	R3 – Organic substance recycling
Bituminous materials	Bituminous mixtures containing other than those mentioned in 17 03 01	17 03 02	Segregate – into designated skip or truck	Groundworks trade partner TBC	TBC	TBC	R5 – Inorganic substance recycling / reclamation
Dry-Mixed-Recyclables (accommodation)	Cartons, newspaper, cans, plastic bottles, toilet roll cores, etc (LEED Non-Contributing)	15 01 06	Reduce – use reusable containers Segregate - into designated bin	Sisk	Thorntons Recycling Unit S3B Henry Road, Park West Business Park, Dublin 12 NWCPO-09-01190-05	Thorntons Recycling Killeen Road, Ballyfermot, Dublin 10 W0044-2	R3 – Organic substance recycling
Canteen waste	Food and soiled materials	20 03 01	Reduce – operation control Segregate - into designated 1100L bin	Sisk	Thorntons Recycling Unit S3B Henry Road, Park West Business Park, Dublin 12 NWCPO-09-01190-05	Thorntons Recycling Killeen Road, Ballyfermot, Dublin 10 W044-2	R3 – Organic substance recycling R1 – Waste to energy D1 – Landfill
Mixed Packaging Materials (site)	Cardboard & plastics (material packaging)	15 01 01	Prevent – request minimal packaging Segregate - into designated skip	Kirby Ltd	Thorntons Recycling Unit S3B Henry Road, Park West Business Park, Dublin 12 NWCPO-09-01190-05	Thorntons Recycling Killeen Road, Ballyfermot, Dublin 10 W0044-2	R3 – Organic substance recycling

Dry-Mixed-Recyclables (site)	Plastic (fixtures, fittings, drainage pipes, eave chutes, gutters, ducting)	17 02 03	Segregate – into designated skip	Groundworks trade partner TBC	TBC	TBC	R3 – Organic substance recycling R1 – Waste to energy
Insulation	Insulation including roof insulation.	17 06 04	Segregate – into designated skip	Roofing traded partner TBC	TBC	TBC	R1 - Use as a fuel (other than in direct incineration) or other means to generate energy R5 – Inorganic substance recycling / reclamation
Metal	Mixed metals	17 04 07	Reuse – contractor compound Segregate - into designated skip	Kirby Ltd	TBC	TBC	R4 – Metal recycling
Metal	Electrical cables	17 04 11	Segregate – into designated skip	Kirby Ltd	TBC	TBC	R4 – To new metal products R3 – To new plastic / rubber products
Metal	Mixed metals	17 04 07	Reuse – contractor compound Segregate - into designated skip	Sisk	TBC	TBC	R4 – To new metal products
Metal	Mixed metals	17 04 07	Reuse – contractor compound Segregate - into designated skip	Shannon Valley Plant Hire	Hammond Lane Metal Pigeon House Road, Ringsend, Dublin 22 NWCPO-09-01184-04	Hammond Lane Metal Crag Avenue, Clondalkin Ind Est, Clondalkin, Dublin 22 WFP-DS-14-0012-03	R4 – To new metal products
Mixed waste (site)	Mixed C&D waste	17 09 04	Reduce – operation control	Sisk	Thorntons Recycling Unit S3B Henry Road, Park West Business Park, Dublin 12 NWCPO-09-01190-05	Thorntons Recycling Killeen Road, Ballyfermot, Dublin 10 W0044-2	R3 – Organic substance recycling R5 – Inorganic substance recovery R1 – Waste to energy D1 – Landfill
Mixed waste (site)	Mixed C&D waste	17 09 04	Reduce – operation control	Kirby Ltd	Thorntons Recycling Unit S3B Henry Road, Park West Business Park, Dublin 12 NWCPO-09-01190-05	Thorntons Recycling Killeen Road, Ballyfermot, Dublin 10 W0044-2	R3 – Organic substance recycling R5 – Inorganic substance recovery R1 – Waste to energy D1 – Landfill
Mixed waste (site)	Mixed C&D waste	17 09 04	Reduce – operation control	Steel trade partner TBC	TBC	TBC	R3 – Organic substance recycling R5 – Inorganic substance recovery R1 – Waste to energy D1 – Landfill
Mixed waste (site)	Mixed C&D waste	17 09 04	Reduce – operation control	Roofing & Cladding trade partner to be confirmed	TBC	TBC	R3 – Organic substance recycling R5 – Inorganic substance recovery R1 – Waste to energy D1 – Landfill

Mixed waste (site)	Mixed C&D waste	17 09 04	Reduce – operation control	Shannon Valley Plant Hire	Thorntons Recycling Unit S3B Henry Road, Park West Business Park, Dublin 12 NWCPO-09-01190-05	Thorntons Recycling Killeen Road, Ballyfermot, Dublin 10 W0044-2	R3 – Organic substance recycling R5 – Inorganic substance recovery R1 – Waste to energy D1 – Landfill
Paint & coatings	Paint & coating product	08 01 11* / 08 01 12 (refer to Safety Data Sheet)	Reuse – on other sites Segregate - onto designated polypallet	Steel trade partner TBC	N/A. To be used on site or used on another site. No waste to skip	N/A	R1 – Waste to energy
Paint & coatings	Paint & coating product	08 01 11* / 08 01 12 (refer to Material Safety Data Sheet)	Reuse – on other sites Segregate - onto designated polypallet	Painting subcontractor partner TBC	N/A. To be used on site or used on another site. No waste to skip	N/A	R1 – Waste to energy
Plasterboard	Partitions	17 08 02	Prevent – order to suit required size Segregate – into designated skip	Drywall subcontractor	Allied Recycling G&J O'Neill Enterprises Ltd. Clonmellon Industrial Estate, Clonmellon, Navan, Co. Meath NWCPO-12-11002-05	Allied Recycling G&J O'Neill Enterprises Ltd. Unit 74A Naas Industrial Estate Co. Kildare WFP-KE-21-0106-01	R5 – Inorganic substance recycling
Concrete	Concrete	17 01 01	Segregate – into designated truck	Groundworks trade partner TBC	TBC	TBC	R5 – Inorganic substance recovery
Wood	Shuttering, hoarding, off-cuts	17 02 01	Reduce – training to reduce off-cut material Segregate - into designated skip	Sisk	Thorntons Recycling Unit S3B Henry Road, Park West Business Park, Dublin 12 NWCPO-09-01190-05	Thorntons Recycling Killeen Road, Ballyfermot, Dublin 10 W0044-2	R3 – Organic substance recycling
Topsoil	Excavated material, grit from water settlement	17 05 04	Reuse – land reclamation and restoration Category A, Inert (natural ground)	Shannon Valley Plant Hire	Article 27 Notification	Article 27 Notification	R5 – Inorganic substance reuse

C&D SWMP APPENDICES

Appendix A: Site Layout Drawing

Appendix B: Sisk Standard Sustainability Forms

Appendix C: Waste Collection Permits & Facility Permits / Licences. (Note only cover pages included to reduce size of this document. Full copies kept on-site).

Appendix D: Example Dockets and Log

APPENDIX A: SITE LAYOUT DRAWING



OLD NANGOR ROAD

GREEN CASTLE EUSM

GRANGE CASTLE MOTOR COMPANY

KELLY HOUSE

EXISTING BALDWINNELL STREAM SURVEY
STREAM COURSE UNALTERED TO REMAIN IN-SITU

EXISTING BALDWINNELL STREAM SURVEY WITH NO AMENDMENT
TO REMAIN IN-SITU

REFER TO KFLA DRAWING
DUB 11-08-SP-0155-V01-03-01
FOR FULL LANDSCAPING DETAILS.

GREEN SCREENING
BARRIERS

10m RIPARIAN BOUNDARY FROM BANK

DOUBLE STACKED GENERATORS

EXISTING BALDWINNELL STREAM SURVEY
COURSE UNALTERED TO REMAIN IN-SITU

EMERGENCY GATE

SPRINKLER TANKS

SPRINKLER TANKS

DATA CENTER
SWITCH ROOMS

DATA CENTER
SWITCH ROOMS

UREA TANKS

F. LUBS

DOUBLE STACKED GENERATORS
REMOVABLE BOLLARDS, HEAVY DUTY (80KVA) 11KV

SAFE MAINTENANCE INSPECTION ACCESS BALCONY

F. LUBS

UREA TANKS

LUBE TANKS

DOUBLE STACKED GENERATORS

RURIPD HAD FUEL TANK
FOR BOTH PHASES

STEP UP TRANSFORMER COMPOUND

GRASS CRETE ACCESS ROAD

LUBE TANKS

UREA TANKS

F. LUBS

SAFE MAINTENANCE INSPECTION ACCESS BALCONY

F. LUBS

SAFE MAINTENANCE INSPECTION ACCESS BALCONY

F. LUBS

SAFE MAINTENANCE INSPECTION ACCESS BALCONY

F. LUBS

SAFE MAINTENANCE INSPECTION ACCESS BALCONY

F. LUBS

SAFE MAINTENANCE INSPECTION ACCESS BALCONY

F. LUBS

SAFE MAINTENANCE INSPECTION ACCESS BALCONY

F. LUBS

SAFE MAINTENANCE INSPECTION ACCESS BALCONY

F. LUBS

SAFE MAINTENANCE INSPECTION ACCESS BALCONY

F. LUBS

SAFE MAINTENANCE INSPECTION ACCESS BALCONY

F. LUBS

SAFE MAINTENANCE INSPECTION ACCESS BALCONY

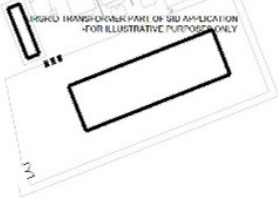
F. LUBS

SAFE MAINTENANCE INSPECTION ACCESS BALCONY

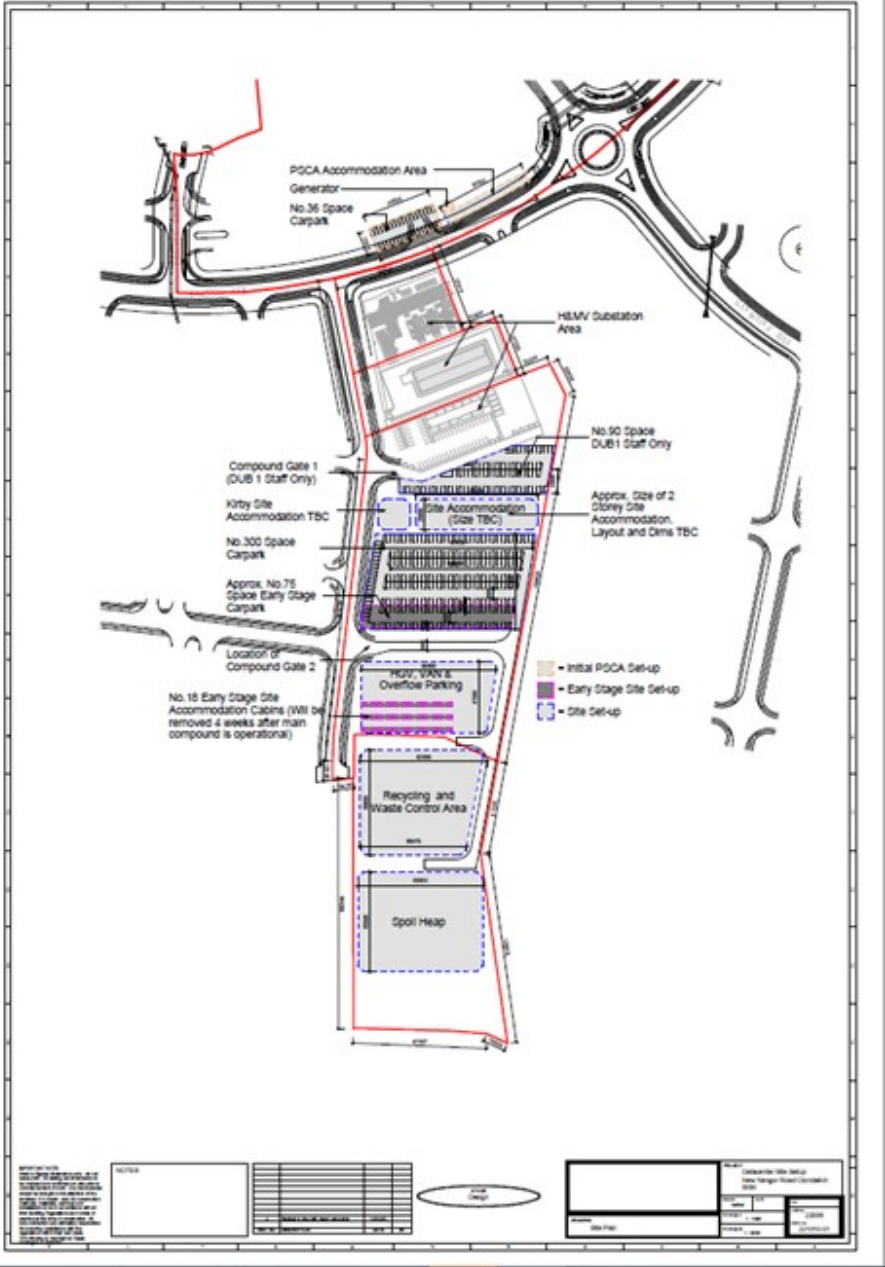
F. LUBS

SAFE MAINTENANCE INSPECTION ACCESS BALCONY

F. LUBS



SUMMIT



NOTES:
 1. THIS PLAN IS A PRELIMINARY DESIGN AND IS SUBJECT TO CHANGE WITHOUT NOTICE.
 2. ALL DIMENSIONS ARE IN METERS UNLESS OTHERWISE SPECIFIED.
 3. THE LOCATION OF ALL UTILITIES SHALL BE DETERMINED BY SURVEY.
 4. THE LOCATION OF ALL SERVICES SHALL BE DETERMINED BY SURVEY.

NO.	REVISION	DATE

NO.	REVISION	DATE



Scale:	1:100
Date:	11/11/2011
Drawn by:	
Checked by:	
Approved by:	

APPENDIX B: SISK STANDARD SUSTAINABILITY FORMS

FM-SUS-0900-01 Subcontractor Environmental Plan

This form must be completed in full with all questions answered by each subcontractor on a Sisk site prior to work commencing.

Contractor Name:		Rev:	
Trade:		Site Working Hours:	
Company Address:		Mon-Fri	Sat/Sun
Tel:			
Supervisor with Responsibility for Environmental Matters:		Mobile:	
		Email:	

Outline what measures will be taken to minimise Environmental Impact.

Tick those that will be applied to your work and/or add in other measures as appropriate – these must be communicated to your site staff for environmental control.

Concrete Water	Use of designated "concrete washout area" for chute washout only	Materials	Purchase materials to proper specification	
			Minimise wastage of working materials	
Dust & Dirt	Dampen with water		Have all liquids /chemicals in bund / drip tray	
	Enforce "clean as you go" policy	Noise	High standard of plant and equipment	
	Use debris netting		Regular maintenance of plant and equipment	
	Cover skips		Work within official working hours	
	Cover slack heaps		Switch off machines when not in use	
	Net scaffolding		Low noise/ quiet plant and equipment	
	Regular road cleaning		White noise reversing alarms, where possible/stipulated (Contractor to propose equal alternative)	
	Cover truck loads		Use of acoustic screening	
	Wash trucks	Neighbours	Minimise local disturbance	
	Limit speed of vehicles		Get prior agreement for access	
Energy	Timers on all heaters		Report any complaints to Sisk Contract Management	
	Sprung door closers		No unauthorised parking	
	Print paper on both sides	Soiled Water	Notify Sisk Contract Management for discharge of water	
	Switch – off regime			
	Specific energy management measures for project:		Specific Regulatory Authority requirements for project:	
Fuel Storage	Label all containers		Use of settlement tanks for soiled water	
	Store on level ground		No washing out of containers e.g., grout, paint cans, etc.	
	Self-bunded metal tanks	Vibration	Work within official working hours	
	All static containers & pipes bunded	Waste	Prompt servicing of skips / bins	
	Have "oil only" spill kits		Retain Waste Dispatch Log (FM-SUS-2000-01)	
	Lock fuel nozzles		Enforce "clean as you go" policy	
	Use of jerrycans only		Use only authorised waste contractors	
	Plant nappies / drip trays / for all mobile plant and equipment		Proper specialist disposal of aerosols, paints, adhesives, fluorescent tubes, batteries, oil filters, oily rags, flushing chemicals, contaminated soil, etc.	
Housekeeping	Keep storage area tidy	Water	Have stop taps on all hoses	
	Keep work area tidy		Ensure all pipes are intact and not leaking	
Other:				

If you are controlling waste leaving site, please include Waste Collection & Management Details section – next page



FM-SUS-0900-01 Subcontractor Environmental Plan

Waste Collection and Management Details

Only authorised/licenced vehicles must be used to remove waste from any Sisk site (the only exception being the removal of less than two tonnes of non-hazardous waste carried in a non-skip truck for direct transport to an appropriately licensed facility in the Republic of Ireland (ROI) only.)

A full copy of the Waste Collection Permit / Waste Transfer Note / Waste Facility Permit / Licence must be provided to the Site Environmental Champion.

List each type of waste for collection: E.g. rubble (inert), inert soil, non-hazardous soil, hazardous soil, steel, timber, plastic, cardboard, plasterboard, mixed construction and demolition, mixed canteen, canteen dry-recyclables, print cartridges, office paper, asbestos, oily absorbent, oily sand, aerosol cans, mastic tubes, paint, batteries, oily liquid, sewage, etc. Use a separate line for each waste type. Enter all waste collection companies and all destination facilities as appropriate for each waste.

Collection			Management				
Waste Type to Be Collected from Site	Company used for Carrying Waste Off-Site	Waste Carries Licence / Collection Permit Ref. (FULL COPY of Permit must be submitted to Sisk)	Company Name of Facility to Where Waste is First Offloaded	Address of Facility to Where Waste is First Offloaded	Waste Facility Licence / Permit Ref. (FULL COPY of Permit must be submitted to Sisk)	Waste Management (Percentage Reused, Recycled, Recovered, Landfilled)	
						Reuse	%
						Recycle	%
						Recover	%
						Landfill	%
						Reuse	%
						Recycle	%
						Recover	%
						Landfill	%
						Reuse	%
						Recycle	%
						Recover	%
						Landfill	%
						Reuse	%
						Recycle	%
						Recover	%
						Landfill	%
						Reuse	%
						Recycle	%
						Recover	%
						Landfill	%

I will notify Sisk in advance of any changes to waste collection or management. I have read and understood this document and confirm that _____ (company name) will fulfil the expectations as outlined therein.

Name (Block Caps):	Signed (In Pen):	Date:
--------------------	------------------	-------



FM-SUS-2000-01 Waste Dispatch Log

For use by all contractors who are managing their own waste. Log detail of each vehicle exiting the site with waste and driver signature.
Completed log must be submitted weekly to the Project Environmental Champion for site filing.

Contractor Company Name:

Log Sheet No.:

Project Number:

Project Name:

Date	Time	Docket Ref No./ Waste Transfer Note No.	Vehicle Registration	Haulage Company (full company name)	Bin Size & No. (E.g. 4x 1000l, 6cy, 14cy etc)	Waste Type (1 Only) (Soil; wood; metal; packaging; canteen/office; plasterboard; mixed C&D etc.)	Waste Destination Facility Company (full company name)	Destination Facility Address (where will waste be off loaded)	Vehicle Driver Signature

APPENDIX C: WASTE COLLECTION PERMITS & FACILITY PERMITS / LICENCES



National Waste Collection Permit Office

Áras an Chontae Telephone: 057 9357428
Charleville Road Fax: 057 93 29230
Tullamore Email: contactus@nwcpo.ie
Co. Offaly Web: www.nwcpo.ie

WASTE COLLECTION PERMIT
AMENDMENT TO PERMIT HOLDER TRADING NAME

Waste Management (Collection Permit) Regulations, 2007
Waste Management (Collection Permit) (Amendment) Regulations 2008

For the purposes of an efficient administration of the waste collection permitting system, Offaly County Council as the National Waste Collection Permit Office being a nominated authority under Section 34(1)(aa) of the Waste Management Act 1996, has amended the waste collection permit holder trading name as follows:

Table with permit details: Permit Holder Name: Padraig Thornton Waste Disposal Ltd; Trading As: Thorntons Recycling, Access Waste Recycling, A Plus Skips, Skip Trans; Permit Number: NWCP0-09-01190-05; Trading Address: Unit S3B Henry Road, Park West Business Park, Dublin 12, Co. Dublin, DUBLIN; Registered Company Address: Unit S3B Henry Road, Park West Business Park, Dublin 12, Co. Dublin, DUBLIN; Permit Holder Phone Number: 01 6202208; Valid From: 13/09/2017; Valid To and Expires On: 25/06/2020

Signed: [Signature] Programme Manager

Date: 30/3/2022



WASTE COLLECTION PERMIT

Waste Management (Collection Permit) Regulations, 2007 as amended

Offaly County Council as the National Waste Collection Permit Office being a nominated authority under Section 34(1)(aa) of the Waste Management Act 1996, has granted a waste collection permit to:

Applicant Name: **Enva Ireland Limited** (herein called the permit holder)

Trading As: **Enva**

Permit Number: NWCPO-08-01116-03

Trading Address: Clonminam Industrial Estate Portlaoise Co. Laois

Registered Company Address: Clonminam Industrial Estate Portlaoise Co. Laois

Contact Phone Number: 0578678600

Valid From: 23/5/2019

Valid to and Expires on: 22/5/2024.

This permit, issued to the aforementioned permit holder, is subject to the attached schedule of conditions and authorises this permit holder to:

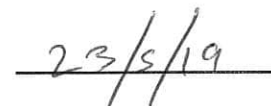
- Only collect the waste type(s) specified in Appendix A (List of Waste six digit codes)
- Only transfer waste to the facilities specified in Appendix B
- Only use vehicle(s) specified in Appendix C, and for household kerbside waste collection, only use vehicles listed Appendix C Table 2
- Only collect waste within the local authority areas specified in Appendix D

Any non-compliance with the conditions of this permit is an offence under the Waste Management (Collection Permit) Regulations, 2007 as amended and Section 34(1) of the Waste Management Act 1996.

Signed:


 Programme Manager

Date:



WASTE COLLECTION PERMIT

Waste Management (Collection Permit) Regulations, 2007 as amended

Offaly County Council as the National Waste Collection Permit Office being a nominated authority under Section 34(1)(aa) of the Waste Management Act 1996, has granted a waste collection permit to:

Applicant Name: **G & J O'Neill Enterprises Ltd** (herein called the permit holder)

Trading As: **Allied Recycling**

Permit Number: NWCP0-12-11002-05

Trading Address: Clonmellon Industrial Estate Clonmellon Navan Co Meath

Registered Company Address: Clonmellon Industrial Estate Clonmellon Navan Co Meath

Contact Phone Number: 0469433366

Valid From: 09/10/2017

Valid to and Expires on: 08/10/2022

This permit, issued to the aforementioned permit holder, is subject to the attached schedule of conditions and authorises this permit holder to:

- Only collect the waste type(s) specified in Appendix A (List of Waste six digit codes)
- Only transfer waste to the facilities specified in Appendix B
- Only use vehicle(s) specified in Appendix C, and for household kerbside waste collection, only use vehicles listed Appendix C Table 2
- Only collect waste within the local authority areas specified in Appendix D

Any non-compliance with the conditions of this permit is an offence under the Waste Management (Collection Permit) Regulations, 2007 as amended and Section 34(1) of the Waste Management Act 1996.

Signed: _____

I. Waller
 Programme Manager

Date: _____

9/10/2017

WASTE COLLECTION PERMIT

Waste Management (Collection Permit) Regulations, 2007 as amended

Offaly County Council as the National Waste Collection Permit Office being a nominated authority under Section 34(1)(aa) of the Waste Management Act 1996, has granted a waste collection permit to:

Applicant Name:	The Hammond Lane Metal Co. Ltd (herein called the permit holder)
Permit Number:	NWCPO-09-01184-04
Trading Address:	Pigeon House Road Ringsend Dublin 4 Co. Dublin
Registered Company Address:	Pigeon House Road Ringsend Dublin 4 Co. Dublin
Permit Holder Phone Number:	016675335
Valid From:	20 / 11 / 2020
Valid to and Expires on	19 / 11 / 2025

This permit, issued to the aforementioned permit holder, is subject to the attached schedule of conditions.

Any non-compliance with the conditions of this permit is an offence under the Waste Management (Collection Permit) Regulations, 2007 as amended and Section 34(1) of the Waste Management Act 1996.

Signed:


 Programme Manager

Date:

20/11/2020

This licence was amended on 8th May 2009 under Section 42B(1) of the Waste Management Acts, 1996 to 2008. The details of Amendment A must be read in conjunction with this licence. The amendment document is entitled Technical Amendment A.

This licence was amended on 31st May 2011 under Section 42(b)(1) of the Waste Management Acts, 1996 to 2010. The details of Amendment B must be read in conjunction with this licence. The document is entitled Technical Amendment B.

This licence was amended on 27th November 2015 under Section 76A(11) of the Waste Management Act 1996 as amended. The details of the Amendment must be read in conjunction with this licence. The amendment document is entitled "**IED Amendment**".

This licence was amended on 29th June 2016 under Section 96(1) of the Environmental Protection Agency Act 1992 as amended. The details of Amendment C must be read in conjunction with this licence. The document is entitled "Technical Amendment C".



Headquarters
P.O. Box 3000
Johnstown Castle Estate
County Wexford
Ireland

WASTE TRANSFER STATION WASTE LICENCE

Waste Licence Register	44-2
Number:	
Licensee:	Padraig Thornton Waste Disposal Limited
Location of Facility:	Thorntons Recycling Centre, Killeen Road, Ballyfermot, Dublin 10.

Headquarters
P.O. Box 3000
Johnstown Castle Estate
County Wexford
Ireland

INDUSTRIAL EMISSIONS LICENCE

Licence Register Number:	W0184-02
Company Register Number:	317186
Licensee:	Enva Ireland Limited
Location of Installation:	Clonminam Industrial Estate, Portlaoise, County Laois.





**WASTE FACILITY PERMIT
ISSUED UNDER**

THE WASTE MANAGEMENT ACT 1996, AS AMENDED

And

**THE WASTE MANAGEMENT (FACILITY PERMIT and REGISTRATION)
REGULATIONS 2007, as amended**

Waste Permit Register Number: WFP-KE-21-0106-01

Applicant: G & J O'Neill Enterprises Limited,
Unit 74A Naas Industrial Estate,
Naas,
Co. Kildare

Location of Facility: Unit 74A Naas Industrial Estate,
Naas,
Co. Kildare

For Inspection Purposes Only

WASTE FACILITY PERMIT

Issued By: SOUTH DUBLIN COUNTY COUNCIL



Issued under: Waste Management Act, 1996

Waste Management (Facility Permit & Registration) Regulations 2007, as amended

WFP Register Number:

WFP-DS-14-0012-03

Issued to: Permit Holder

*The Hammond Lane Metal
Company Limited
Pigeon Rd
Dublin 4,*

Location of Facility:

*Crag Terrace
Crag Avenue
Clondalkin Industrial Estate,
Clondalkin,
D22 K120*

Permit Holder Contact Details:

*Tel: (01) 6675335
email: info@hammondmetal.com*

Date Granted: 24/05/2021

Date of Expiry: 23/05/2026

Chief Executive Order Number: ENV/ 136 /2021

Signed: *M. Hoff* Title: *SENIOR ENGINEER* Date: *21/5/21*

NOTE 1: Should the permit holder wish to continue to operate after the date of expiry, an application to review the waste facility permit shall be made to South Dublin County Council in accordance with Article 31 (1) of the Regulations no later than 60 working days before the date of expiry of this waste facility permit

NOTE 2: Should the permit holder not wish to continue waste activities at any time or after the date of expiry of this waste facility the permit holder shall by notice in writing to South Dublin County Council surrender the waste facility permit in accordance with Article 29 of the Regulations.

Please note: Appendices are subject to change

APPENDIX D: EXAMPLE DOCKETS AND LOG

Waste Recycling Overview

Waste Movement

Date	Ticket No	Account	Address	Postcode
01 11 2022	1359420	1047	MERRION ROAD GATE	D4
01 11 2022	1359421	1047	MERRION ROAD GATE	D4
02 11 2022	1361134	1047	MERRION ROAD GATE	D4
02 11 2022	1361133	1047	MERRION ROAD GATE	D4
03 11 2022	1362581	1047	MERRION ROAD GATE	D4
04 11 2022	1364893	1047	MERRION ROAD GATE	D4
05 11 2022	1364862	1047	MERRION ROAD GATE	D4
07 11 2022	1366156	1047	MERRION ROAD GATE	D4
07 11 2022	1364863	1047	MERRION ROAD GATE	D4
08 11 2022	1366771	1047	MERRION ROAD GATE	D4
08 11 2022	1366773	1047	MERRION ROAD GATE	D4
09 11 2022	1367977	1047	MERRION ROAD GATE	D4
09 11 2022	1367979	1047	MERRION ROAD GATE	D4
11 11 2022	1370910	1047	MERRION ROAD GATE	D4
12 11 2022	1372269	1047	MERRION ROAD GATE	D4
14 11 2022	1372496	1047	MERRION ROAD GATE	D4
15 11 2022	1374282	1047	MERRION ROAD GATE	D4
15 11 2022	1374283	1047	MERRION ROAD GATE	D4
17 11 2022	1376465	1047	MERRION ROAD GATE	D4
17 11 2022	1376461	1047	MERRION ROAD GATE	D4
18 11 2022	1378495	1047	MERRION ROAD GATE	D4
18 11 2022	1378497	1047	MERRION ROAD GATE	D4
19 11 2022	1380059	1047	MERRION ROAD GATE	D4
21 11 2022	1379978	1047	MERRION ROAD GATE	D4
22 11 2022	1381860	1047	MERRION ROAD GATE	D4
23 11 2022	1382995	1047	MERRION ROAD GATE	D4
28 11 2022	1387687	1047	MERRION ROAD GATE	D4
29 11 2022	1389077	1047	MERRION ROAD GATE	D4

Product Ty	Movement Ty	Material	EWC	Weighbric	Nett Weig	Movemen	Customer Order No
R20CY	Exchange	BULKY MMW	200307	1361442	3.6	1 .	
R20CY	Exchange	BULKY MMW	200307	1361041	3.56	1 .	
R20CY	Exchange	BULKY MMW	200307	1362196	3.62	1 .	
R20CY	Exchange	BULKY MMW	200307	1361852	8.66	1 .	
R20CY	Exchange	BULKY MMW	200307	1363409	4.64	1	0892/M0033
R20CY	Exchange	BULKY MMW	200307	1365384	8.46	1	0892/M0033
R20CY	Exchange	BULKY MMW	200307	1366099	3.68	1	0892/M0033
R20CY	Exchange	BULKY MMW	200307	1366448	3	1	0892/M0033
R20CY	Exchange	BULKY MMW	200307	1366968	7.06	1	0892/M0033
R20CY	Exchange	BULKY MMW	200307	1368251	3.9	1	0892/M0033
R20CY	Exchange	BULKY MMW	200307	1368716	3.22	1 .	
R20CY	Collection	BULKY MMW	200307	1369915	5.26	1 .	
R20CY	Exchange	BULKY MMW	200307	1370162	3.3	1	0892/M0033
R20CY	Exchange	BULKY MMW	200307	1372211	6.36	1	0892/M0033
R20CY	Exchange	BULKY MMW	200307	1373234	4.38	1	0892/M0033
R20CY	Exchange	BULKY MMW	200307	1373807	4.82	1	0892/M0033
R20CY	Exchange	BULKY MMW	200307	1375829	6.58	1	0892/M0033
R20CY	Exchange	BULKY MMW	200307	1376171	9.36	1	0892/M0033
R20CY	Exchange	BULKY MMW	200307	1377751	3.6	1	0892/M0033
R20CY	Exchange	BULKY MMW	200307	1378047	5.5	1	0892/M0033
R20CY	Exchange	BULKY MMW	200307	1380275	9.22	1	0892/M0033
R20CY	Collection	BULKY MMW	200307	1379099	6.44	1	0892/M0033
R20CY	Exchange	BULKY MMW	200307	1380496	2.98	1	0892/M0033
R20CY	Exchange	BULKY MMW	200307	1381254	9.9	1	0892/M0033
R20CY	Exchange	BULKY MMW	200307	1382382	5.58	1	0892/M0033
R20CY	Exchange	BULKY MMW	200307	1384120	5.2	1	0892/M0033
R20CY	Exchange	BULKY MMW	200307	1388657	4	1	0892/M0033
R20CY	Exchange	BULKY MMW	200307	1390457	2.46	1	0892/M0033

Vehicle	Date format smartwaste
161D9147	01/11/2022
161D9147	01/11/2022
161D4540	02/11/2022
161D4540	02/11/2022
161D4540	03/11/2022
08D5502	04/11/2022
08D5502	05/11/2022
08D5502	07/11/2022
08D5502	07/11/2022
161D4540	08/11/2022
161D4540	08/11/2022
191D40397	09/11/2022
191D40397	09/11/2022
161D4540	11/11/2022
162D9341	12/11/2022
161D4540	14/11/2022
161D4540	15/11/2022
161D4540	15/11/2022
161D4540	17/11/2022
161D4540	17/11/2022
171D26169	18/11/2022
161D4540	18/11/2022
161D4540	19/11/2022
161D4540	21/11/2022
161D4540	22/11/2022
161D4540	23/11/2022
161D9147	28/11/2022
161D4540	29/11/2022

Plasterboard Recycling Service

Recovery Disposal Certificate

Saint-Gobain Construction Products Ltd can confirm that the following waste has been recovered and disposed of in an appropriate manner on behalf of: Saint-Gobain Construction Products Ireland Ltd, Kingscourt, Co. Cavan.

Customer Reference Number: - 146009

All plasterboard is collected from site by Allied Recycling and transferred to Saint-Gobain Construction Products Ireland recycling site in Kingscourt where it is 100% recycled back into the plasterboard manufacturing process.

EPA IED License No: P0519-03

Date	Docket no / Customer no	Container	Description + EWC	Weight
31/05/2021	5200820495	6yd Skip	Gyproc: Off-Cut Plasterboard EWC 17-08-02	2.11
05/07/2021	5200820441	6yd Skip	Gyproc: Off-Cut Plasterboard EWC 17-08-02	2.12
05/07/2021	5200820441	6yd Skip	Gyproc: Off-Cut Plasterboard EWC 17-08-02	2.10
04/08/2021	14800764	40yd skip	Gyproc: Off-Cut Plasterboard EWC 17-08-02	9.800
25/08/2021	14810321	40yd skip	Gyproc: Off-Cut Plasterboard EWC 17-08-02	7.600
08/09/2021	14819154	40yd skip	Gyproc: Off-Cut Plasterboard EWC 17-08-02	5.740
21/09/2021	14861532	6yd Skip	Gyproc: Off-Cut Plasterboard EWC 17-08-02	2.88
06.10.2021	14878062	6yd Skip	Gyproc: Off-Cut Plasterboard EWC 17-08-02	2.35
06.10.2021	14878065	6yd Skip	Gyproc: Off-Cut Plasterboard EWC 17-08-02	2.35
04/11/2021	14924530	6yd Skip	Gyproc: Off-Cut Plasterboard EWC 17-08-02	2.4
04/11/2021	14924531	6yd Skip	Gyproc: Off-Cut Plasterboard EWC 17-08-02	2.4
12/11/2021	15015742	6yd Skip	Gyproc: Off-Cut Plasterboard EWC 17-08-02	4.2
12/11/2021	15037838	6yd Skip	Gyproc: Off-Cut Plasterboard EWC 17-08-02	6.0
22/11/2021	15055046	6yd Skip	Gyproc: Off-Cut Plasterboard EWC 17-08-02	2.48
22/11/2021	15055050	6yd Skip	Gyproc: Off-Cut Plasterboard EWC 17-08-02	2.48
29/11/2021	15079938	6yd Skip	Gyproc: Off-Cut Plasterboard EWC 17-08-02	3.32
30/11/2021	15060310	6yd Skip	Gyproc: Off-Cut Plasterboard EWC 17-08-02	4.58

Allied Recycling is a registered trade name of G&J O'Neill Enterprises Limited,
Company Number: 428178 VAT Registered in Ireland 9520610H

PRS.customerservice@saint-gobain.com

06/12/2021	15100029	6yd Skip	Gyproc: Off-Cut Plasterboard EWC 17-08-02	2.46
13/12/2021	15120196	6yd Skip	Gyproc: Off-Cut Plasterboard EWC 17-08-02	4.12
16/12/2021	15123920	6yd Skip	Gyproc: Off-Cut Plasterboard EWC 17-08-02	4.24
13/01/2022	15135172	40yd skip	Gyproc: Off-Cut Plasterboard EWC 17-08-02	7.600
28/01/2022	15200737	6yd Skip	Gyproc: Off-Cut Plasterboard EWC 17-08-02	2.92
02/02/2022	15197395	6yd Skip	Gyproc: Off-Cut Plasterboard EWC 17-08-02	3.14
04/02/2022	15200749	6yd Skip	Gyproc: Off-Cut Plasterboard EWC 17-08-02	3.66
28/02/2022	15226297	40yd skip	Gyproc: Off-Cut Plasterboard EWC 17-08-02	7.360



Clonmellon Industrial Estate, Clonmellon, Navan, Co Meath
Tel 046 9433366, Email: info@alliedrecycling.ie

G&J O'Neill Enterprises Ltd trading as Allied Recycling are licenced to collect and transfer plasterboard in accordance Waste permit NWCPO-12-11002-01 and facility permits WFP-WM-2010-0001-02 and WFP-KE-08-0347-01

Date of issue 07/05/2015

Allied Recycling is a registered trade name of G&J O'Neill Enterprises Limited,
Company Number: 428178 VAT Registered in Ireland 9520610H

PRS.customerservice@saint-gobain.com