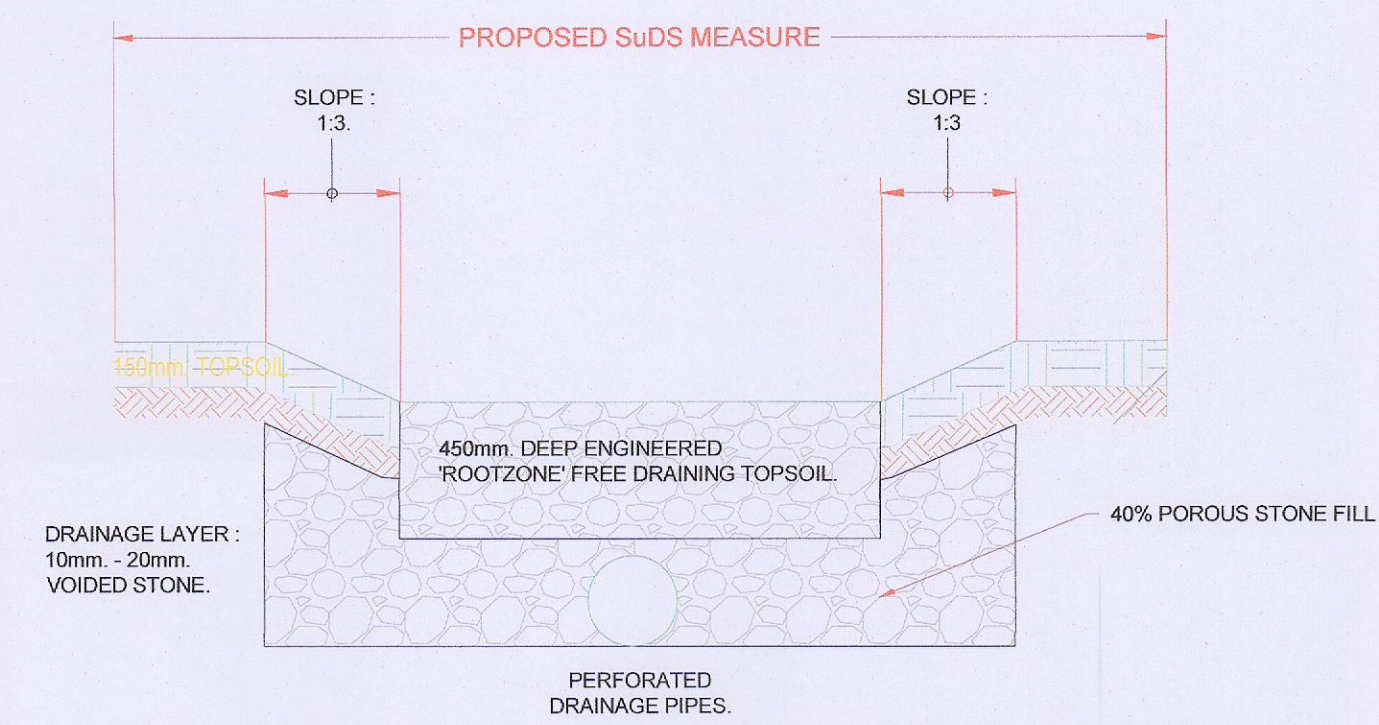
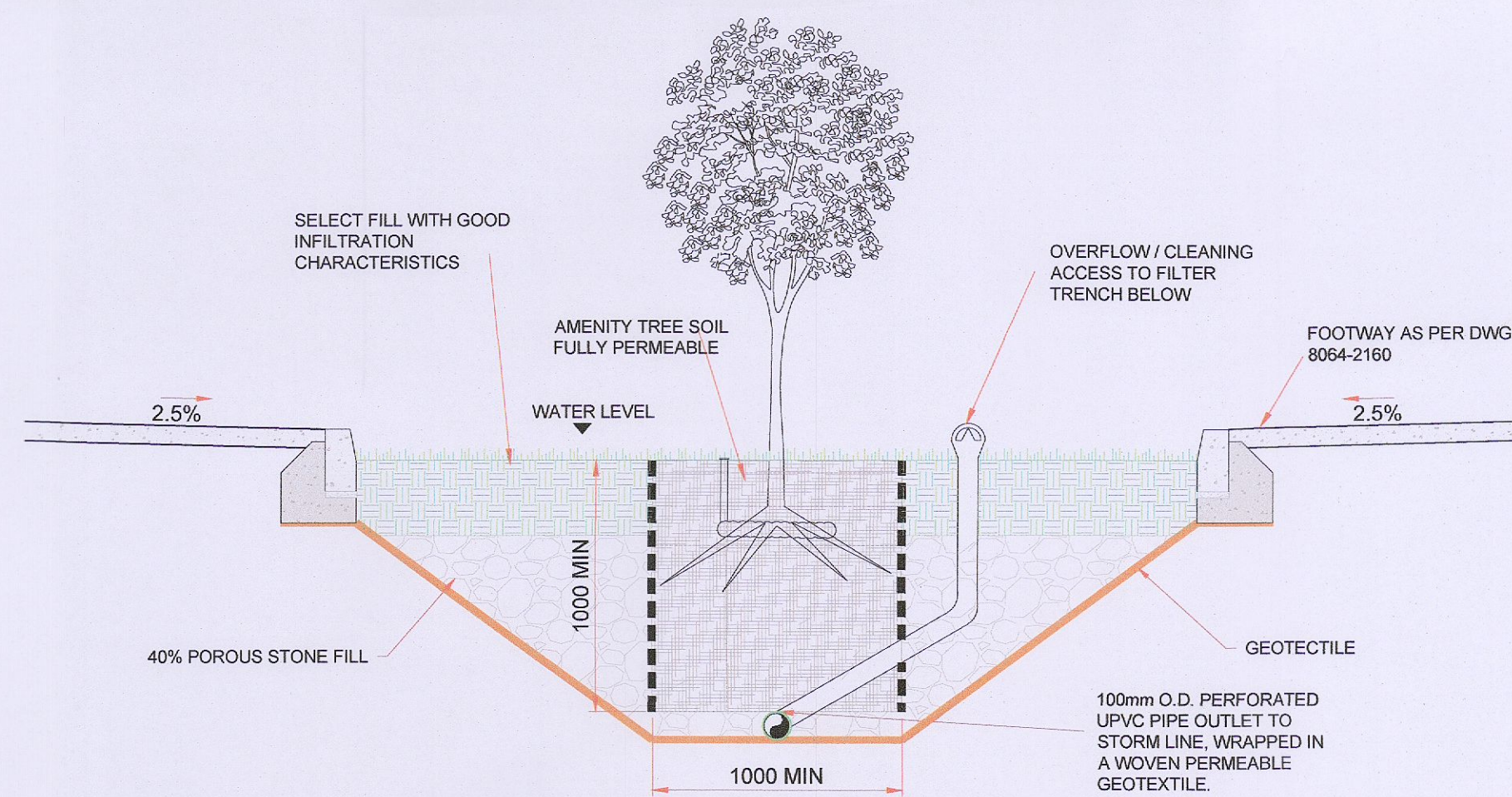


TYPICAL DRY SWALE DETAIL
SCALE 1:25



TYPICAL SECTION THROUGH DETENTION BASIN
NOT TO SCALE




TREE PIT DETAIL
SCALE 1:25

NOTES:

1. FIGURED DIMENSIONS ONLY TO BE TAKEN FROM THIS DRAWING.
2. ALL DRAWINGS TO BE CHECKED BY THE CONTRACTOR ON SITE.
3. ENGINEER/EMPLOYERS REPRESENTATIVE, AS APPROPRIATE, TO BE INFORMED BY THE CONTRACTOR OF ANY DISCREPANCIES BEFORE ANY WORK COMMENCES.
4. THE CONTRACTOR SHALL UNDERTAKE A THOROUGH CHECK FOR THE ACTUAL LOCATION OF ALL SERVICES/UTILITIES, ABOVE AND BELOW GROUND, BEFORE ANY WORK COMMENCES.
5. ALL LEVELS SHOWN RELATE TO ORDNANCE SURVEY DATUM AT MALIN HEAD.

Rev	Date	Description	By	Chkd.
P01	22/03/2023	ISSUED FOR PLANNING	PF	KH

Client:  An Roinn Oideachais agus Scileanna
Department of Education and Skills

Project: **DoES ADAPT LOT 6.1 & 6.2 CLONDALKIN**

Title: **PROPOSED SuDS DETAILS**

Scale @ A1: **AS SHOWN**

Prepared by: **P. FANNING** Checked: **K. HIGGINS** Date: **JAN' 2023**

Project Director: **BRIAN CARROLL**

Drawing Status: **PLANNING**

TOBIN
CONSULTING ENGINEERS
TOBIN Consulting Engineers,
Block 10-4, Blanchardstown Corporate Park,
Dublin 15, Ireland
tel: +353-(0)1-8030406
fax: +353-(0)1-8030409
e-mail: dublin@tobin.ie
www.tobin.ie

Drawing No.: **8064-2143 P01** Revision: