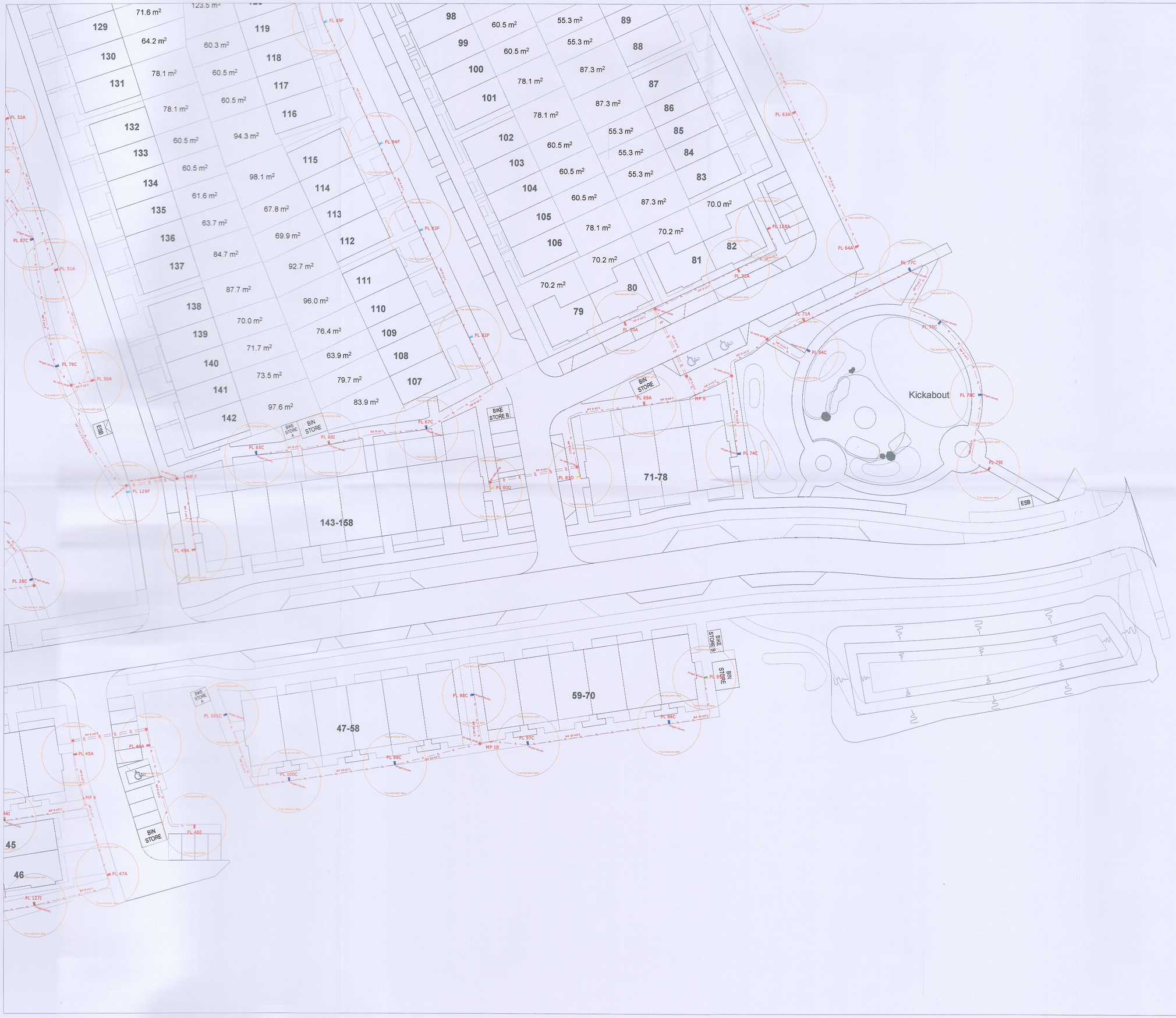

© COPYRIGHT RESERVED (Redmond AMS Ltd.)

A — ASD Lighting HWD2-#4K12 300-S4 1.81klm in neutral white with 7 pin NEMA socket, DALI registered driver and CLO. Programmed to dim by 25% from 00:00 to 06:00. Mounted post top at zero degree inclination on 6m column. 12W connected load, averaged for CLO.

B — ASD Lighting HWD2-#4K12 300-S4 1.81klm in neutral white with 7 pin NEMA socket, DALI registered driver and CLO. Programmed to dim by 25% from 00:00 to 06:00. Mounted post top at zero degree inclination on 6m hinged column. 12W connected load, averaged for CLO.

BT / BI — Twin ASD Lighting HWD2-#4K12 300-S4 1.81klm in neutral white with 7 pin NEMA socket, DALI registered driver and CLO. Programmed to dim by 25% from 00:00 to 06:00. Mounted on minimal outreach TEE bracket at zero degree inclination on 6m hinged column. 12W connected load each, averaged for CLO.

G — ASD Lighting HWD2-#4K04 400-N3 0.74klm in neutral white with 7 pin NEMA socket, DALI registered driver and CLO. Programmed to dim by 25% from 00:00 to 06:00. Mounted post top at zero degree inclination on 6m hinged column. 6W connected load, averaged for CLO.

D — ASD Lighting HWD2-#4K12 300-S8 1.73klm in neutral white with 7 pin NEMA socket, DALI registered driver and CLO. Programmed to dim by 25% from 00:00 to 06:00. Mounted post top at zero degree inclination on 6m column. 12W connected load, averaged for CLO.

C / H — Twin ASD Lighting HWD2-#4K12 300-S8 1.73klm and HWD-#4K04 200 N4 0.38klm, both in neutral white with 7 pin NEMA socket, DALI registered driver and CLO. Programmed to dim by 25% from 00:00 to 06:00. Mounted on minimal outreach TEE bracket at zero degree inclination on 6m column. 12W & 4W each, connected load, averaged for CLO.

E — ASD Lighting HWD2-#4K08 350-S4 1.38klm in neutral white with 7 pin NEMA socket, DALI registered driver and CLO. Programmed to dim by 25% from 00:00 to 06:00. Mounted post top at zero degree inclination on 6m column. 10W connected load, averaged for CLO.

F — ASD Lighting HWD2-#4K16 700-M2 3.95klm in neutral white with 7 pin NEMA socket, DALI registered driver and CLO. Programmed to dim by 25% from 00:00 to 06:00. Mounted post top at zero degree inclination on 6m column. 33W connected load, averaged for CLO.

G — ASD Lighting HWD2-#4K12 400-S4 2.29klm in neutral white with 7 pin NEMA socket, DALI registered driver and CLO. Programmed to dim by 25% from 00:00 to 06:00. Mounted post top at zero degree inclination on 6m column. 15W connected load, averaged for CLO.

H — ASD Lighting HWD2-#4K16 200-N3 1.56klm in neutral white with 7 pin NEMA socket, DALI registered driver and CLO. Programmed to dim by 25% from 00:00 to 06:00. Mounted post top at zero degree inclination on 6m hinged column. 11W connected load, averaged for CLO.

Midi pillar installed and fitted out in accordance with South Dublin County Council specifications, I.S. 10101: Latest version, and ESBN National Code of practice for the Customer Interface: Latest version.

Management Midi pillar installed and fitted out in accordance with South Dublin County Council specifications, I.S. 10101: Latest version, and ESBN National Code of practice for the Customer Interface: Latest version. Pillar and associated infrastructure will not be offered for taking in charge.

Cable access chamber constructed in accordance with South Dublin County Council specifications. Spare duct to be provided at each road crossing.

Ducts and cables to be laid in accordance with South Dublin County Council specifications and I.S. 10101: Latest version.

Columns and midi pillars shall not be located within 2m of ESBN customer service pillars.

Cables can share duct.

Cable joints are not permitted.

9kN draw rope to be provided in each duct.

No element of public lighting can stand in, or pass under private property.

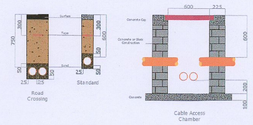

For guidance only.

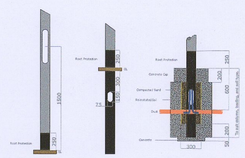

Be advised that other services may exist that are not shown on this drawing. This drawing should not be taken as definitive or an indication that it is safe to dig.

Drawing title: Public Lighting Layout		
Project title: Clonburris, K1		
Client: Kelland Homes Ltd.		
Project number: 22047	Date: 15/3/23	Hard copy approved:
Drawing number: 22047 - 4	Revision: C	Drawn by: Patrick Redmond
Read in conjunction with associated lighting calculations		
Do not scale from drawing	All dimensions in metres	
Document control: TD 09	Version: 1.0	

Redmond Analytical Management Services Ltd.

053 9231112 | info@redmondams.ie | www.redmondams.ie

REDMOND
ANALYTICAL MANAGEMENT SERVICES
LIGHTING | ENERGY | DESIGN | SUPPORT

MSLL ~ Society of Light and Lighting

MILP ~ Institution of Lighting Professionals