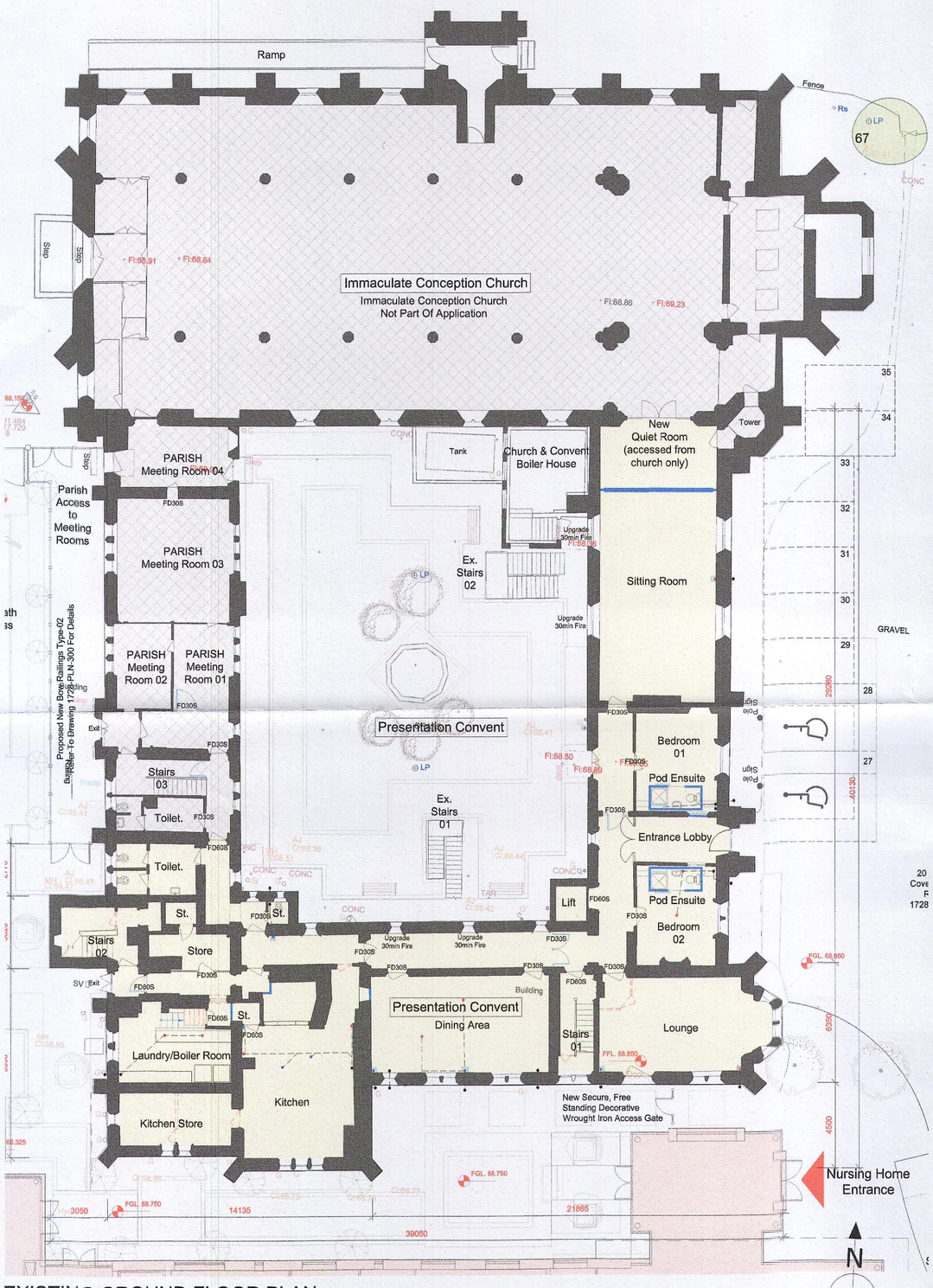

EXISTING GROUND FLOOR PLAN

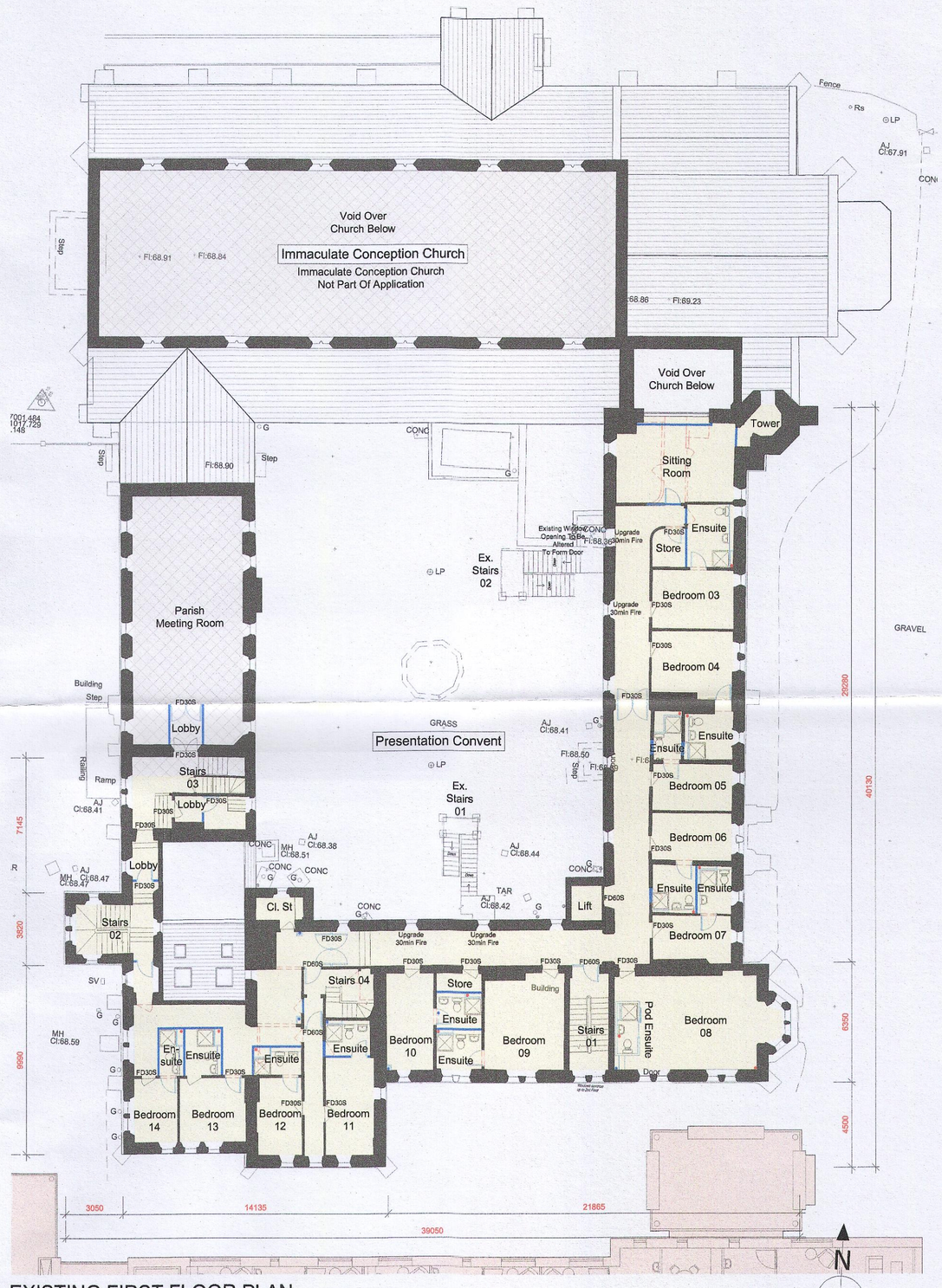

EXISTING FIRST FLOOR PLAN

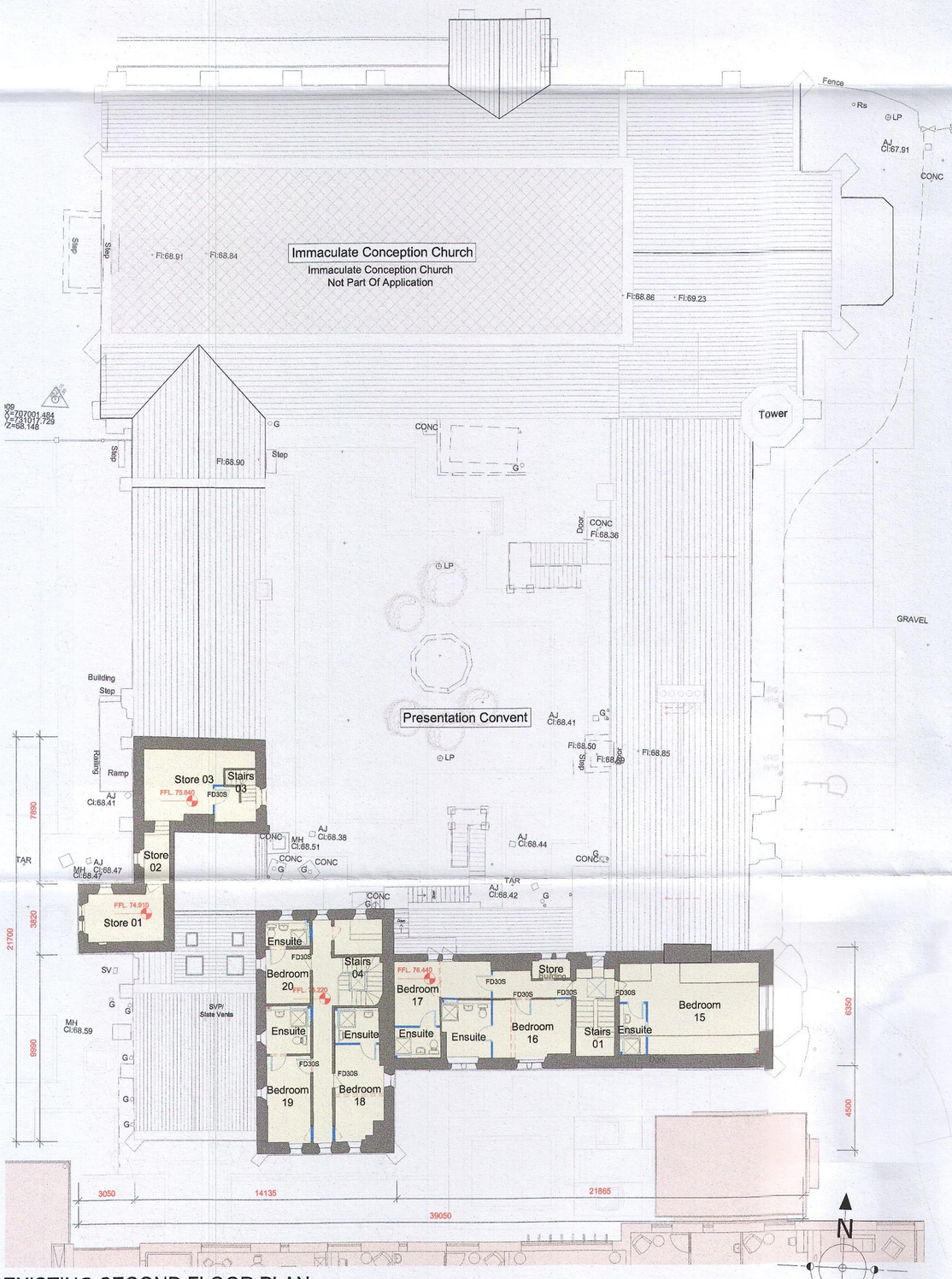

EXISTING SECOND FLOOR PLAN

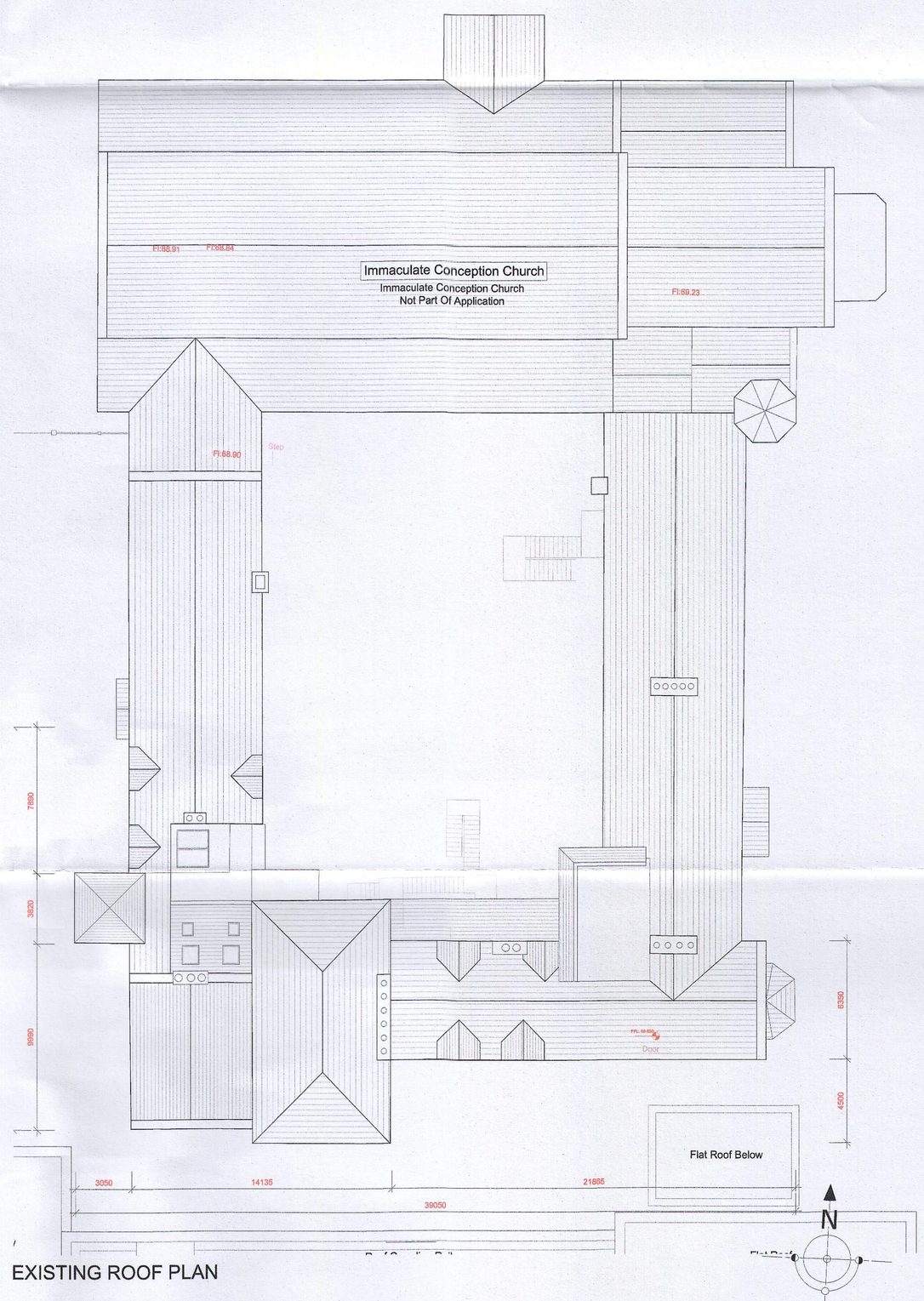

EXISTING ROOF PLAN

Legend:
This drawing is to be Read in Conjunction with the Following Drawings:
All Drainage Information is Indicated on CS Consulting Group Structural/Civil Engineers Drawings and Report.
All Road information is Indicated on CS Consulting Group Structural/Civil Engineers Drawings and Report.
All existing Tree Information is Indicated on The Tree File Drawings and Report.
All Landscaping indicated on RMDA Drawings & Report
Ordnance Survey Licence Number CYAL50248313

Legend & Notes:

EXISTING CHURCH & PARISH AREAS (Not Part of This Application)

CONVENT WORKS / CHANGE OF USE AREA

NEW NURSING HOME UNDER CONSTRUCTION

PROPOSED WORKS TO EXISTING CONVENT:
- Second Floor SVP
- First Floor SVP
- Ground Floor SVP

Existing Walls to be Retained.
Existing Walls/Doors to be Removed.
Proposed New Walls/Doors

Upgrading Walls Floors Doors:
Walls, floors and doors will be upgraded to meet current Building Regulation standards of fire, structure, sound. New services will also be installed.

Windows:
Existing sash windows will be retained and upgraded as required. Upgrading where deemed necessary will involve installation of 'Ventrolla' type draught proofing between the sashes. Additional guarding will be required to some windows with low cills.

The works will be carried using a conservation led approach, under the direction of an accredited conservation architect. The approach will be to minimise damage to the origonal fabric and avoid any unnecessary removals.

revision: | date/int.:

description	cad ref.	drawing no.	job	scale	
AS PERMITTED CHURCH & CONVENT PLANS Sheet 1 of 5 PRESENTATION CONVENT CLONDALKIN (PROTECTED STRUCTURE)		2201 PLN 100 (APP2)	Community Geriatric Daycare For TUH at Presentation Convent Clondalkin	1:200	
				date MAR 23	
				drawn	
				checked	
			client: Bartra Property (NH) Limited.		
		rev'n.	issue: PLANNING		

© This drawing is copyright.
1 Do not scale this drawing.
2 Errors and omissions to be immediately notified to Architect.
3 All dimensions to be checked on site.
4 To be read with relevant Engineers drawings.

CONROY CROWE KELLY ARCHITECTS
65 MERRION SQUARE DUBLIN 2
PHONE 6613990\1 FAX 6765715
e-mail info@cck.ie