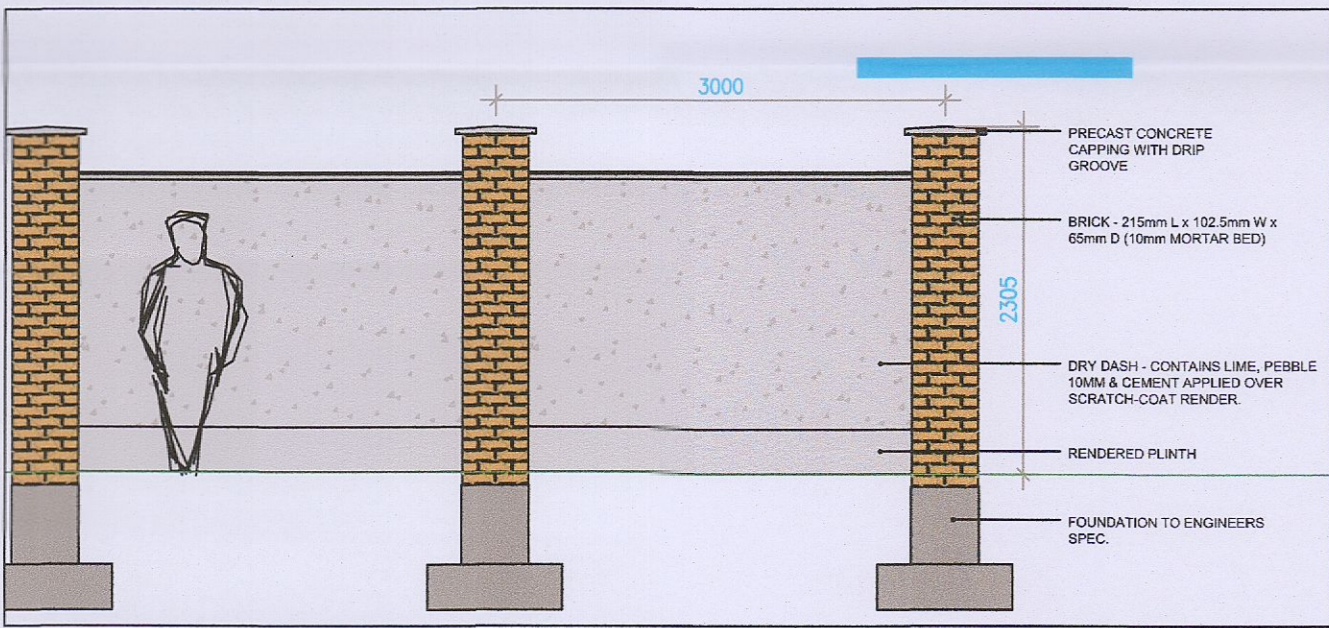
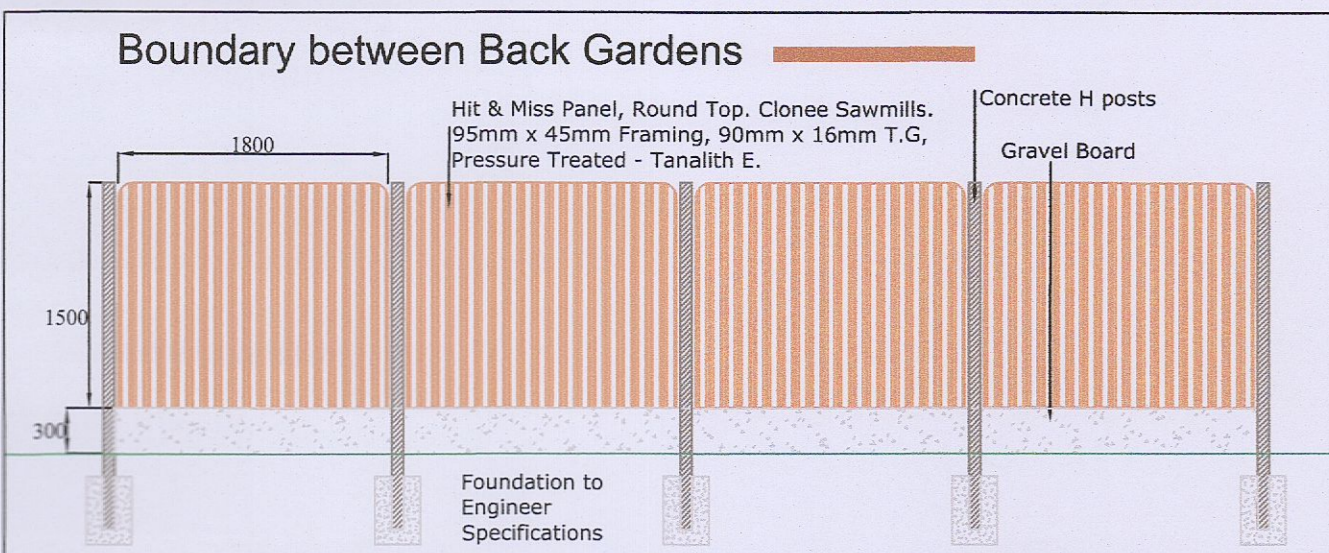


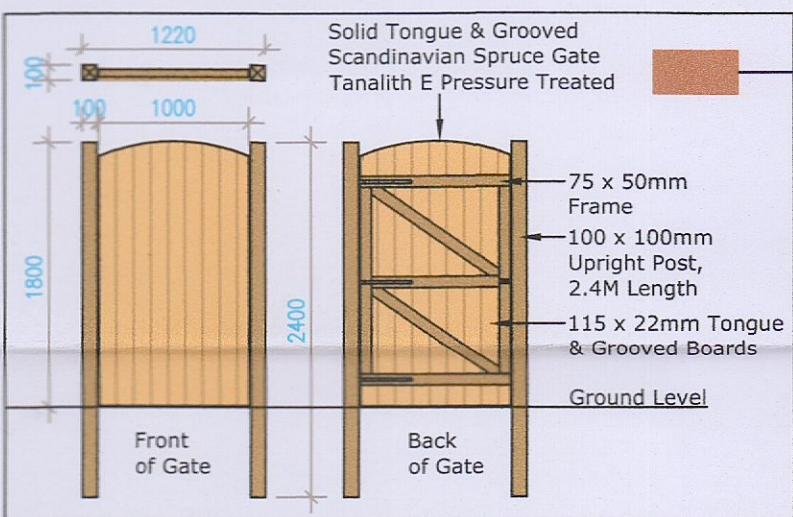
Boundary Treatment 1 - Feature Wall To Public Realm - Scale 1:50



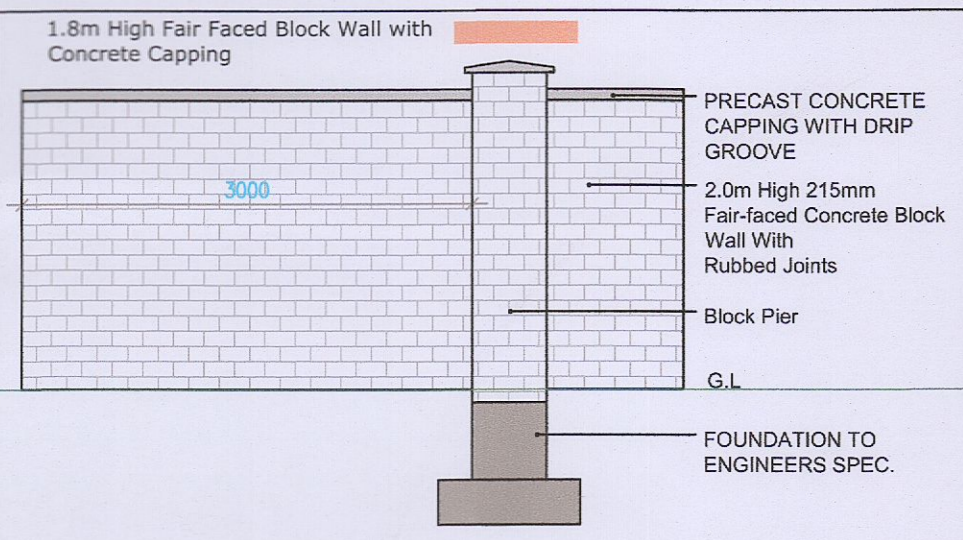
Boundary Treatment 2 - Timber Panel Fence with Gravel Board & Concrete Posts - Scale 1:50



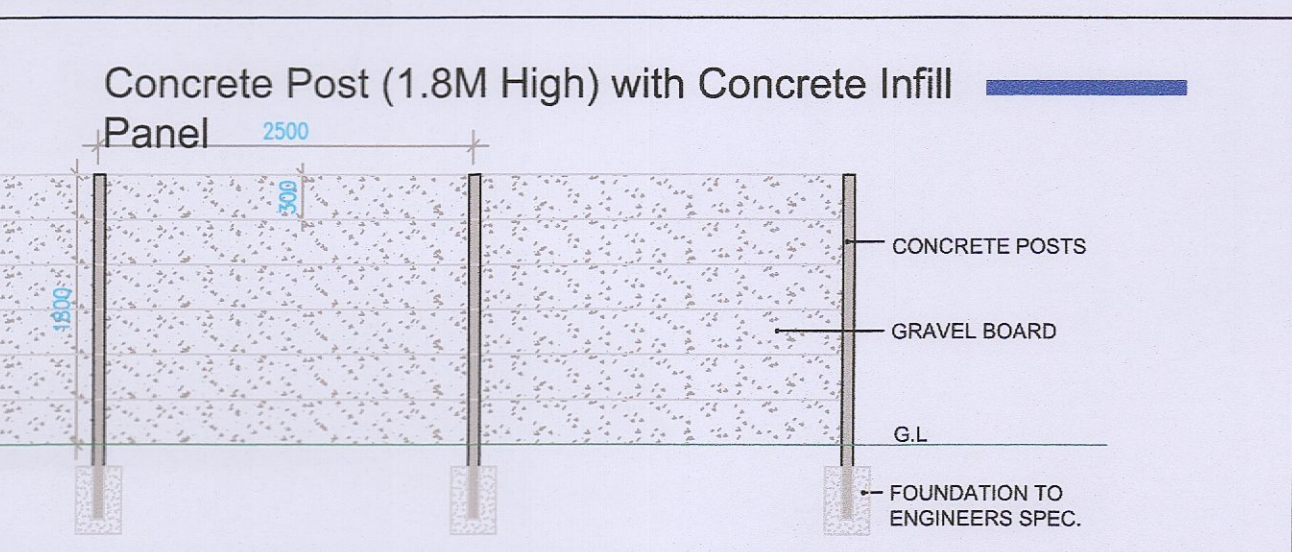
Boundary Treatment 3 - Access Gate To Rear Garden - Scale 1:50



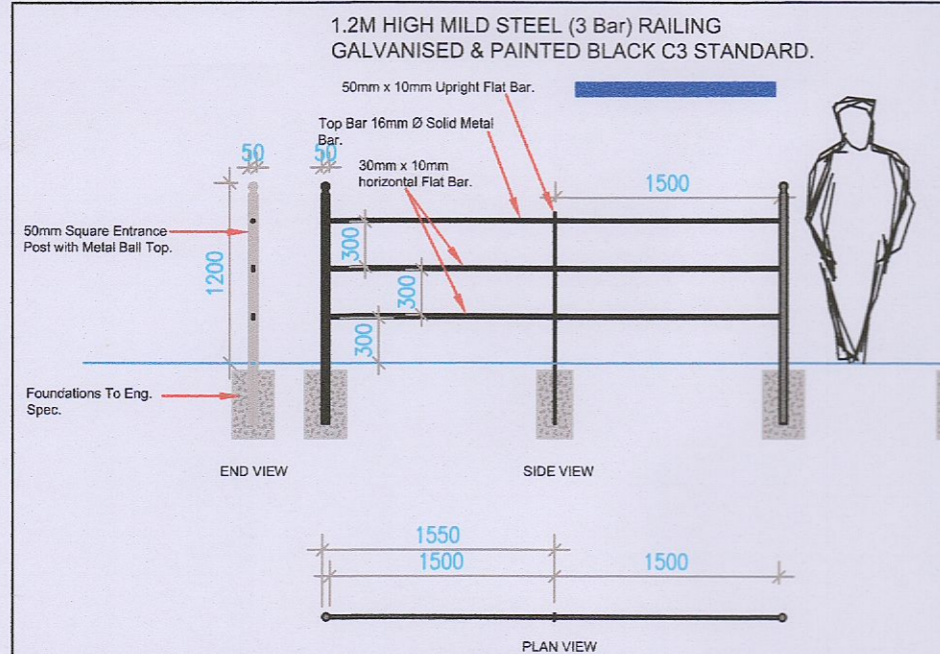
Boundary Treatment 4 Scale 1:50



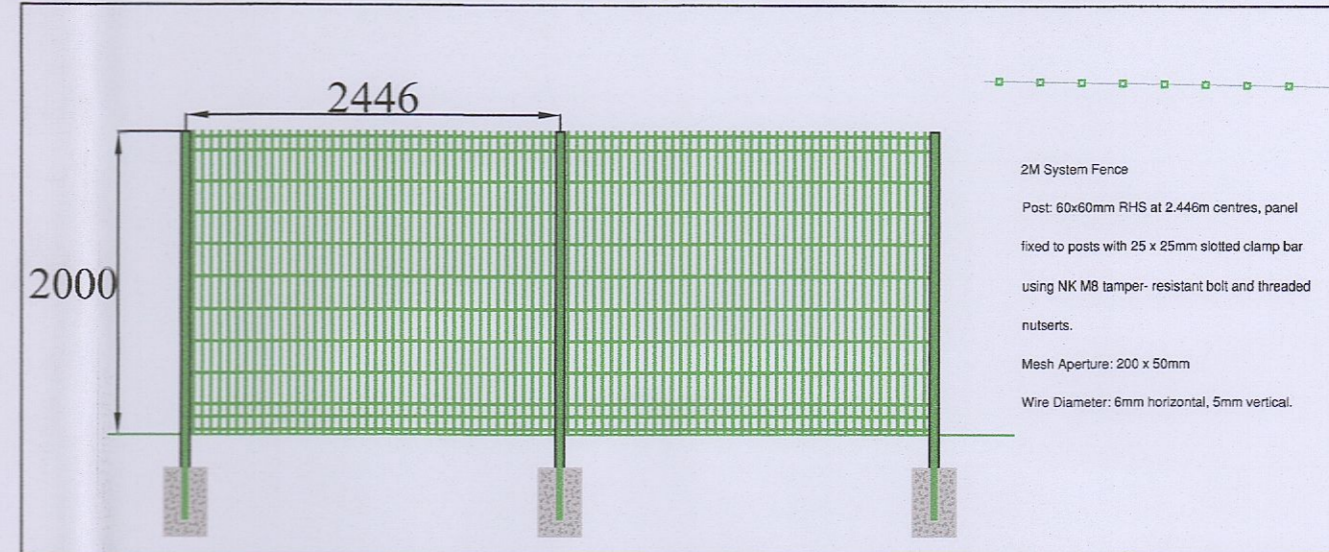
Boundary Treatment 7 - Concrete Post & Infill Panel Scale 1:50



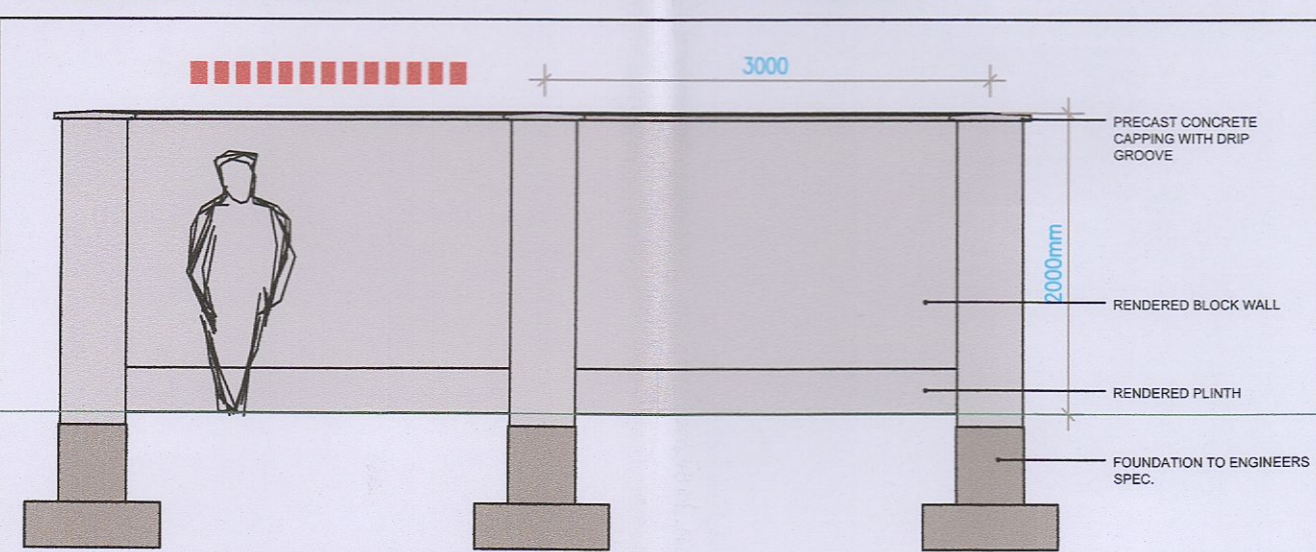
Boundary Treatment 5 - Parkland Railing Scale 1:50



Boundary Treatment 6 - Weld mesh Fence Scale 1:50



Boundary Treatment 8 - Rendered Wall to Oakville House Scale 1:50



H1 - Hedgerow Planting Detail Garden Detail

Hedge mix 60-90cm
100% Prunus lusitanica or Elaeagnus x ebbengei or similar approved.
Single row @ 500mm centres

H2 - Hedgerow Planting Detail

Native Pollinator
5% Sambucus nigra (Elder) 60-90cm
5% Eucalyptus europaeus (Spindle) 60-90cm
10% Corylus avellana (Hazel) 60-90cm
40% Crataegus monogyna Hawthorn) 60-90cm
10% Ilex aquifolium (Holly) 2L+
10% Prunus spinosa (Blackthorn) 60-90cm
2.5% Quercus robur (Common Oak) 6-8cm Girth
2.5% Rosa canina (Dog Rose) 60-90cm
2.5% Sorbus aucuparia (Rowan) 6-8cm Girth
5% Viburnum opulus (Guelder Rose) 60-90cm
2 rows @ 500mm centres - 400mm apart,

HARD LANDSCAPE TREATMENTS Proposed Boundary Treatments

- BOUNDARY TREATMENT 1**
Feature Wall - Dry Dash Wall, Rendered Plinth, Conc. Cap & Brick Piers To Public Realm, Rubbed Joints Block Work To Private. See Detail or Similar Approved.
- BOUNDARY TREATMENT 2**
Garden Boundary Fence - Concrete Post & Gravel Board & Wooden Panel. See Detail or Similar Approved.
- BOUNDARY TREATMENT 3**
Garden Access Wooden Gate. See Detail or Similar Approved.
- BOUNDARY TREATMENT 4**
Garden Boundary Wall - Block Wall with Concrete Capping. See Detail or Similar Approved.
- BOUNDARY TREATMENT 5**
1.2M High Parkland Railing, Galvanized & Painted with Black C3 Paint. See Detail or Similar Approved.
- BOUNDARY TREATMENT 6**
Weld Mesh Fence
- BOUNDARY TREATMENT 7**
Infill Concrete Post & Panel
- BOUNDARY TREATMENT 8**
Rendered Wall to Oakville House

HARD LANDSCAPE TREATMENTS Existing Boundary Treatments

- EXISTING BOUNDARY TREATMENT 1**
2M High Blockwork Wall
- EXISTING BOUNDARY TREATMENT 2**
2M High Blockwork/Post & Metal Railing
- EXISTING BOUNDARY TREATMENT 3**
Existing Fence to be Retained

Project Title: Proposed Residential Development at Newcastle Village, Co. Dublin. Dwg. No.: 02 Rev D
Scale: 1:250 @ A1

Client: Deane & Deane Ltd. Date: 22.12.2021

Drawing Title: Boundary Plan & Details Drawing By: AMT

Job No.: 1667 Checked By: RMD

RMDA
LANDSCAPE ARCHITECTS + CONSULTANTS

Ronan MacDiarmada + Associates Ltd.
Landscape Architects and Consultants.
5 Toolehill, Rathcoole, Co. Dublin
t: +353 1 412 4478 m: 086 26 25 438
f: +353 1 401 3748 e-mail: ronam@rmda.ie

This drawing is copyright ©