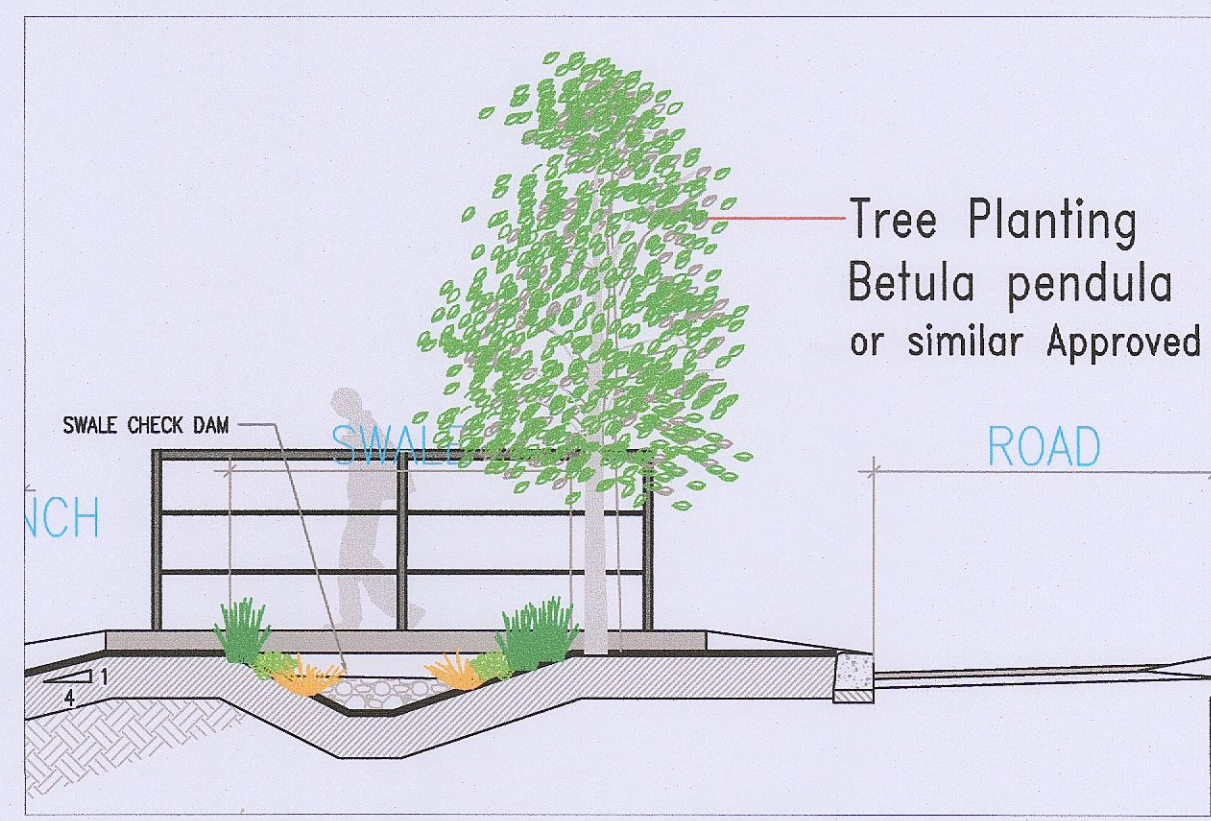
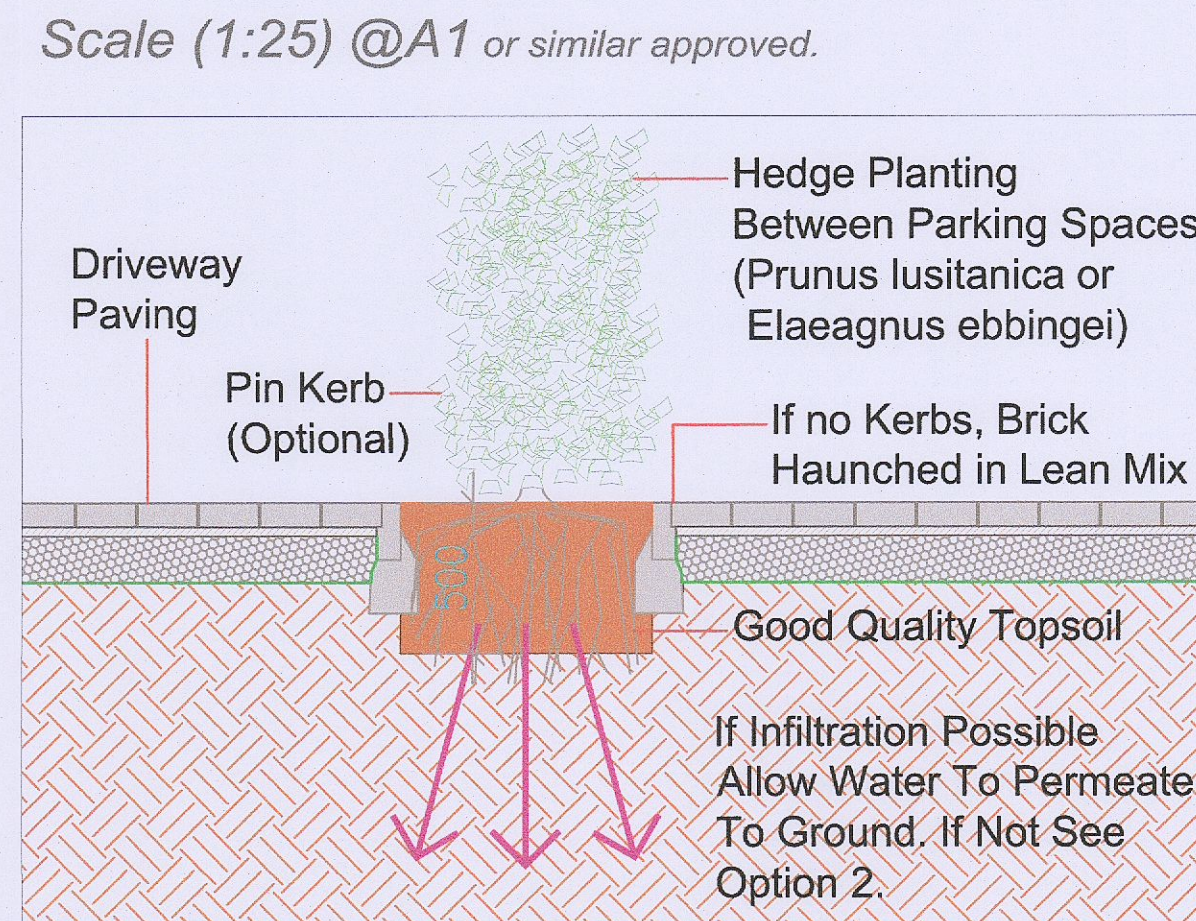


Bridge over Swale Scale (1:50) @A1



Hedge/Planting Detail Between Car Spaces Scale (1:25) @A1 or similar approved.



- HARD LANDSCAPE TREATMENTS Proposed Boundary Treatments**
- BOUNDARY TREATMENT 1**
Feature Wall - Dry Dash Wall, Rendered Plinth, Conc. Cap & Brick Piers To Public Realm. Rubbed Joints Block Work To Private. See Detail or Similar Approved.
 - BOUNDARY TREATMENT 2**
Garden Boundary Fence - Concrete Post & Gravel Board & Wooden Panel, See Detail or Similar Approved.
 - BOUNDARY TREATMENT 3**
Garden Access Wooden Gate See Detail or Similar Approved.
 - BOUNDARY TREATMENT 4**
Garden Boundary Wall. Block Wall with Concrete Capping See Detail or Similar Approved.
 - BOUNDARY TREATMENT 5**
1.2M High Parkland Railing, Galvanised & Painted with Black C3 Paint. See Detail or Similar Approved.
 - BOUNDARY TREATMENT 6**
Weld Mesh Fence
 - BOUNDARY TREATMENT 7**
Infill Concrete Post & Panel
 - BOUNDARY TREATMENT 8**
Rendered Wall to Oakville House

- LANDSCAPE TREATMENTS**
- SOFT LANDSCAPE TREATMENTS**
- EXISTING TREE PLANTING To Be Retained**
 - PROPOSED TREE PLANTING**
 - PROPOSED GRASSED AREAS Private Gardens**
 - PROPOSED GRASSED AREAS Public Areas**
 - PROPOSED SHRUB PLANTING Private Areas - See Schedule**
 - PROPOSED SHRUB PLANTING Public Areas - See Schedule**
 - PROPOSED HEDGE PLANTING 1 Prunus lusitanica**
 - PROPOSED HEDGE PLANTING 2 Native Pollinator - See Schedule**
 - PROPOSED GRASSED MOUNDING See Schedule**

PROPOSED PLANTING SCHEME

Tree Planting

No.	Name	Size	Qty:
T1	Acer campestre 'Elsrijk'	18-20cm, girth	28
T2	Amelanchier lamarkii	150cm, Height	2
T3	Betula pendula	14 -16cm, girth	37
T4	Beula pendula 'Multi stem'	14 -16cm, girth	5
T5	Carpinus betulus 'Frans fontaine'	20 - 25cm, girth	3
T6	Corylus colurna	14 -16cm, girth	5
T7	Fagus sylvatica 'Dawyc'	16 -18cm, girth	0
T8	Malus 'John Downie'	12 -14cm, girth	20
T9	Pinus sylvestris	150cm, Height	1
T10	Prunus avium 'Plena'	16 -18cm, girth	4
T11	Viburnum opulus	150cm, Height	8
T12	Alnus glutinosa	14 -16cm, girth	8
T13	Salix alba	12 -14cm, girth	19

PROPOSED PLANTING SCHEME

Ground Cover Planting

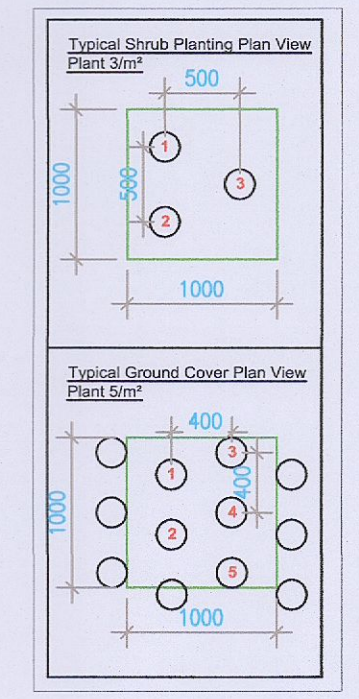
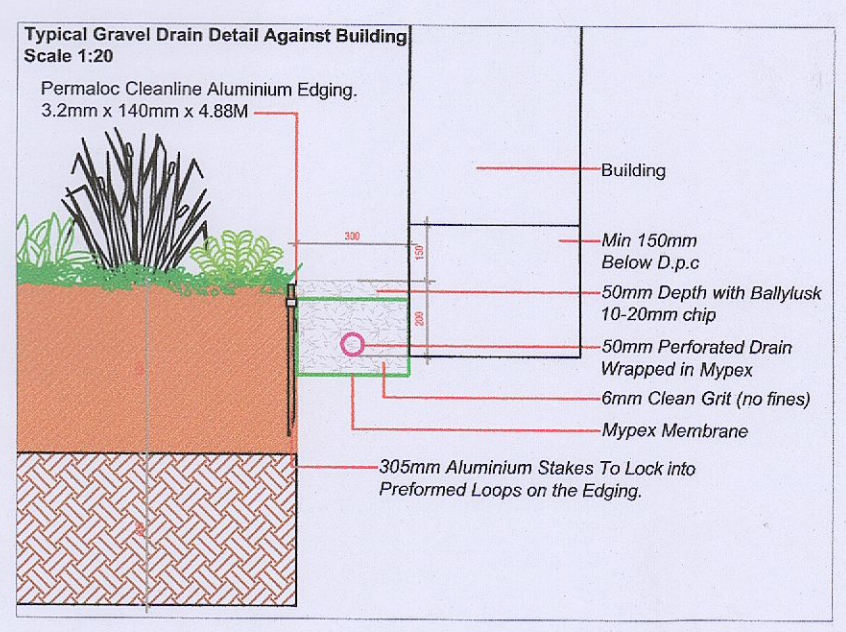
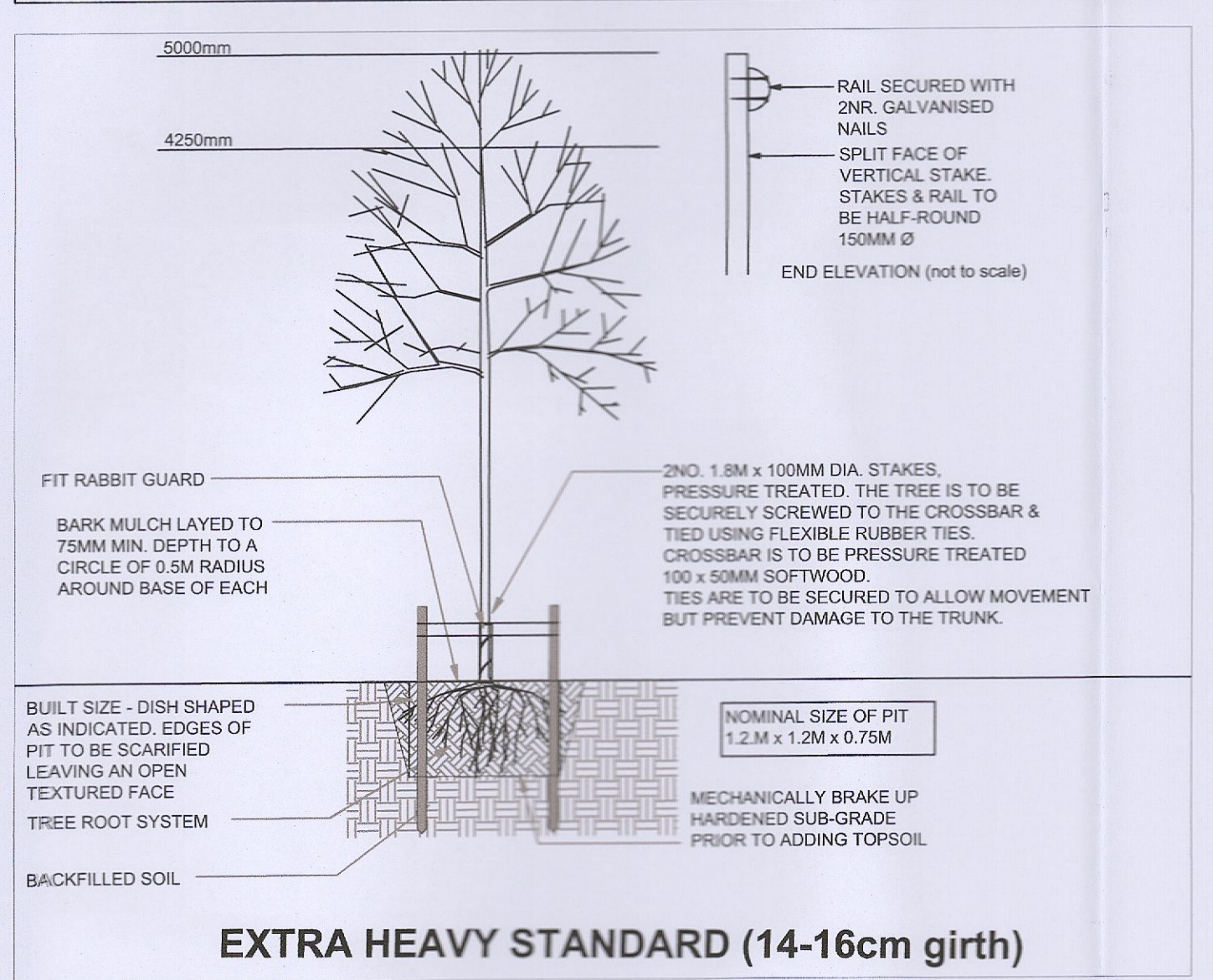
No.	Name	Size	Rate
G1	Bergenia cordifolia	2Ltr.	5/m ²
G2	Persicaria affine	2Ltr.	5/m ²
G3	Hedera helix 'Hibernica'	1Ltr.	5/m ²
G4	Vinca Minor	1Ltr.	5/m ²

PROPOSED PLANTING SCHEME

Shrub Planting

No.	Name	Size	Rate
S1	Lavandula angustifolia	3Ltr.	4/m ²
S2	Miscanthus sinensis	3Ltr.	3/m ²
S3	Astelia 'Silver spear'	5Ltr.	3/m ²
S4	Prunus 'Otto luyken'	5Ltr.	3/m ²
S5	Nerine bowdenii	5Ltr.	3/m ²
S6	Libertia grandiflora	3Ltr.	3/m ²
S7	Lonicera pileata	3Ltr.	3/m ²
S8	Agapanthus 'Blue Giant'	5Ltr.	3/m ²
S9	Kniphofia 'Royal standard'	2Ltr.	3/m ²
S10	Sedum spectabile	2Ltr.	3/m ²
S11	Hypericum calycinum	2Ltr.	3/m ²

- HARD LANDSCAPE TREATMENTS Proposed Paving**
- SURFACE TREATMENT 1**
Castlestone Charcoal Grey Permeable Paving Blocks. 240 x 160 x 80mm, 160 x 160 x 80mm or Similar Approved.
 - SURFACE TREATMENT 2**
Castlestone Natural Permeable Paving Blocks. 240 x 160 x 80mm, 160 x 160 x 80mm or Similar Approved.
 - SURFACE TREATMENT 3**
Country Cobble Cashel Paving. 200 x 150 x 80mm, 150 x 150 x 80mm, 100 x 150 x 80mm, with Natural Soldier Course Border 240mm Wide or Similar Approved.
 - SURFACE TREATMENT 4**
Pedestrian Path - Brushed Concrete Finish with Trowelled Edge
 - SURFACE TREATMENT 5**
Dust Path Or Similar Approved.
 - SURFACE TREATMENT 6**
Road - Tarmacadam Surface or Similar Approved.
 - SURFACE TREATMENT 7**
Shared Surface - Tarmacadam with Coloured Chipping Similar Approved.
 - SURFACE TREATMENT 8**
In-situ Concrete Flush Kerb or Similar Approved.



REVISIONS:

REV	Drawn By	Date	Description
A	A.M.T	16.02.22	Architects Updates
B	A.M.T	05.04.22	Arborist Survey
C	A.M.T	25.05.22	Engineers & Arborist Survey Updates
D	RMD/AMT	12.06.22	Planning
E	A.M.T	10.10.22	Additional Information
F	A.M.T	28.11.22	Additional Information - Road & Path Updates from CS Consulting
G	A.M.T	15.12.22	Additional Information - Arborist Info
H	A.M.T	21.02.23	Additional Information - Eng. Info

Project Title: Proposed Residential Development at Newcastle Village, Co. Dublin.	Dwg. No.: 01
Client: Deane & Deane Ltd.	Date: 22.12.2021
Drawing Title: Landscape Plan	Drawing By: AMT
Job No.: 1667	Checked By: RMD

RMDA
LANDSCAPE ARCHITECTS + CONSULTANTS

Ronan MacDiarmada + Associates Ltd.
Landscape Architects and Consultants.

5 Toolenthill, Rathcoole, Co. Dublin
tel: +353 1 412 4476 mob: 086 26 25 438
fax: +353 1 401 3748 e-mail: ronam@rmda.ie