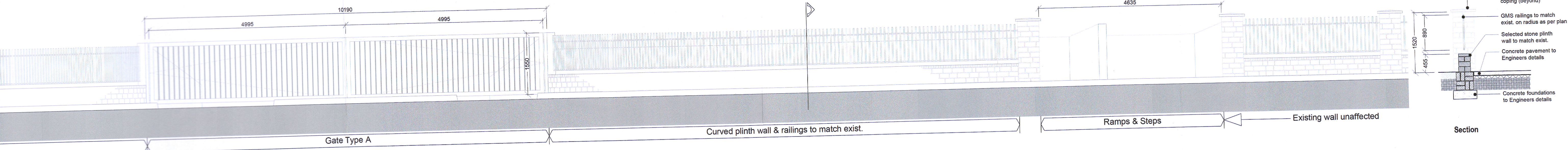

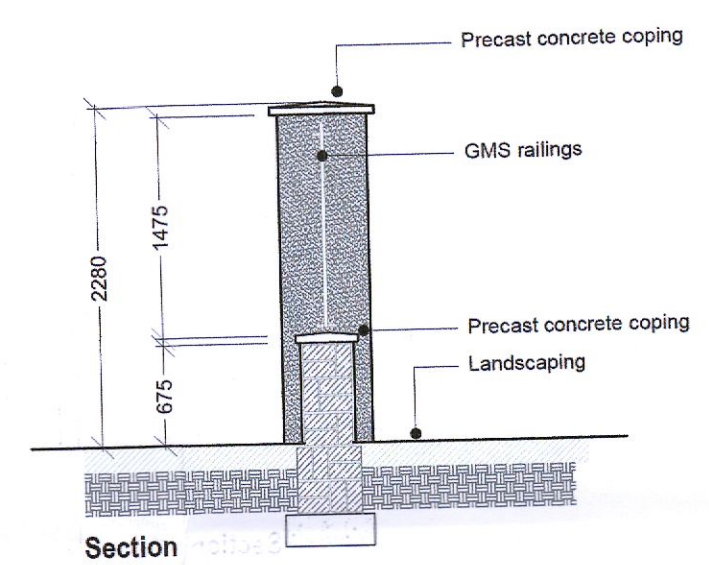



1 PROPOSED SOUTH ELEVATION - wall type B
1:250 @ A1



2 Boundary treatment - TYPE A
1:250 @ A1

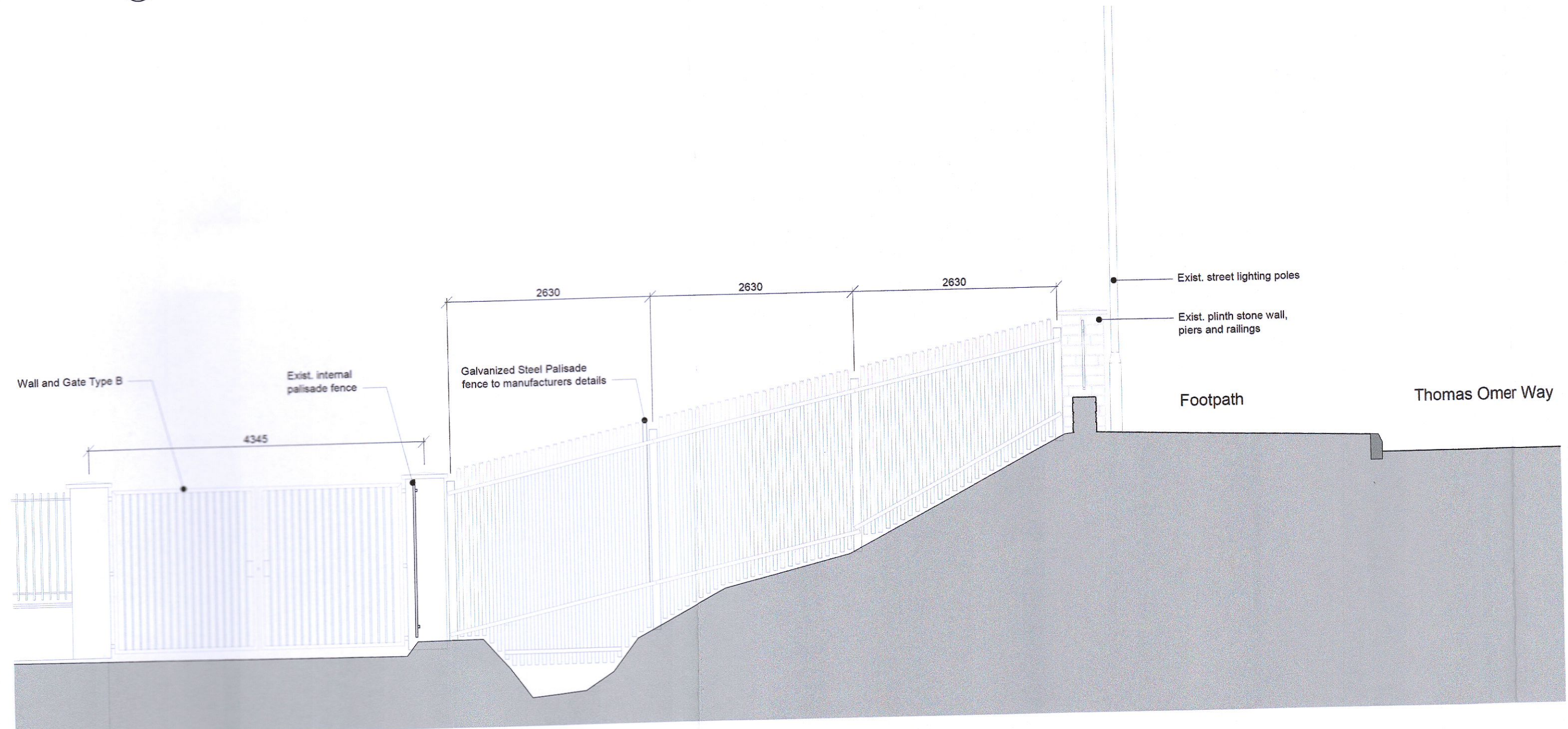


Sample image for reference - Type B



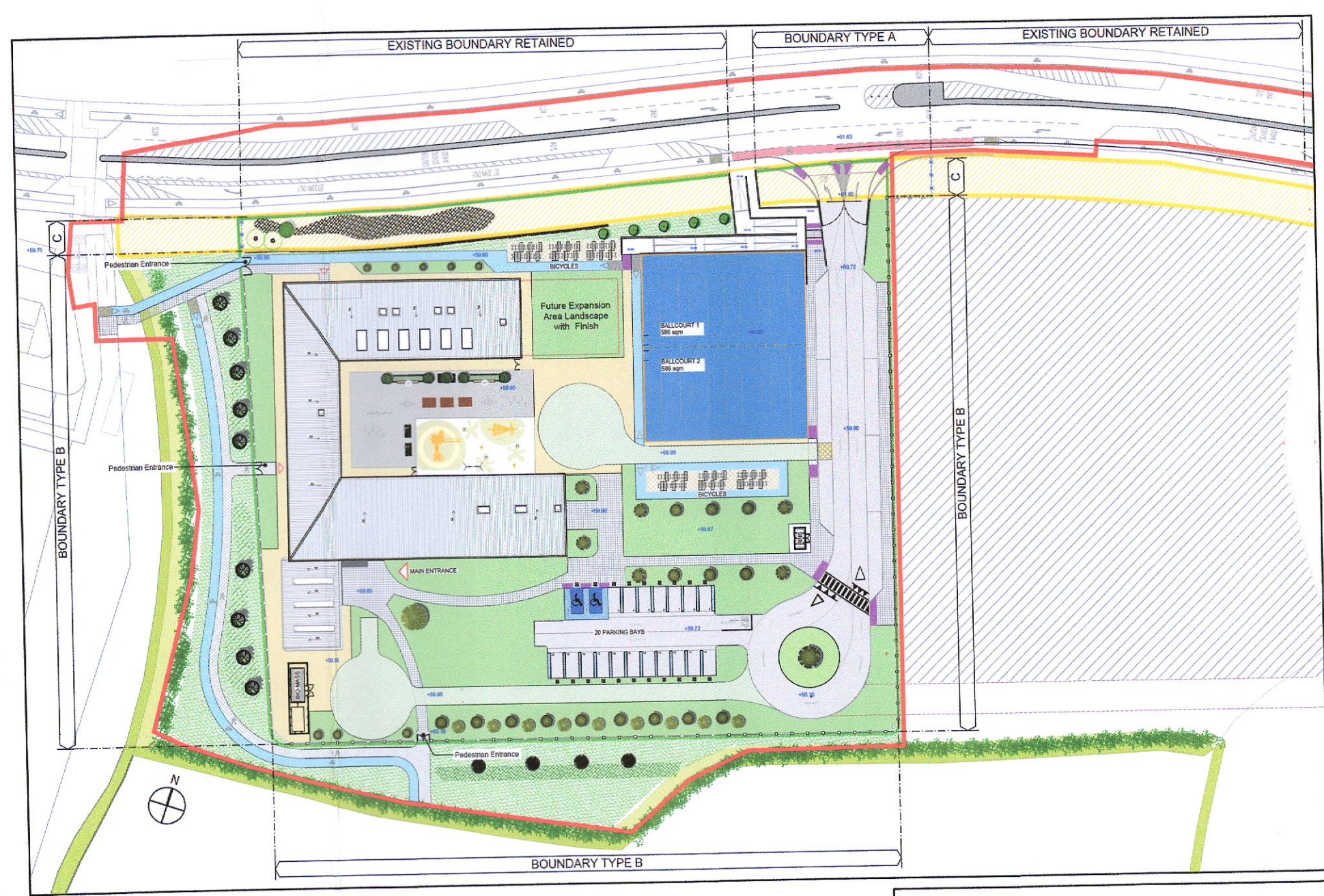
Sample image of existing wall & railing - Type A

3 Boundary treatment - TYPE B
1:50 @ A1



Sample image for reference - Type C

4 Boundary treatment - TYPE C
1:50 @ A1



5 PROPOSED SITE KEY PLAN
1:1000 @ A1

LEGEND

- SITE ACQUISITION BOUNDARY
- SITE BOUNDARY
- WAYLEAVE

PLANNING RFI RESPONSE

DO NOT SCALE FROM THIS DRAWING

NOTES

Copyright in all documents and drawings prepared by AFEC Engineering Ltd, and in any works executed from these documents and drawings shall remain the property of AFEC Engineering Ltd, unless otherwise agreed at project inception.

This drawing is to be used in conjunction with all relevant contracts & specifications, specifications and contract documents. Work to be carried out shall be verified by the contractor on site. All discrepancies should be reported to the architect prior to commencement of the works.

REV	DATE	DESCRIPTION	DRWN BY	CHKD BY	APPD BY
P02	16.01.2023	ISSUED AS PLANNING RFI	CW	DL	MC
P01	25.07.2022	ISSUED FOR PLANNING	MD	DL	CK



86, Swords Enterprise Park, Swords, Dublin, N07Y937
www.afec.ie | admin@afec.ie | 01 8042030

CLIENT Department of Education	AFEC JOB NO. 22005
DRAWING TITLE Boundary Details	SCALE (@ A1) As shown
SCHOOL Site @ Kishoge	STATUS S04
DRAWING NUMBER SDP-AFEC-00-DR-A-6000	REVISION P02