

ON ORIGINAL
0 10 20 30 40 50mm

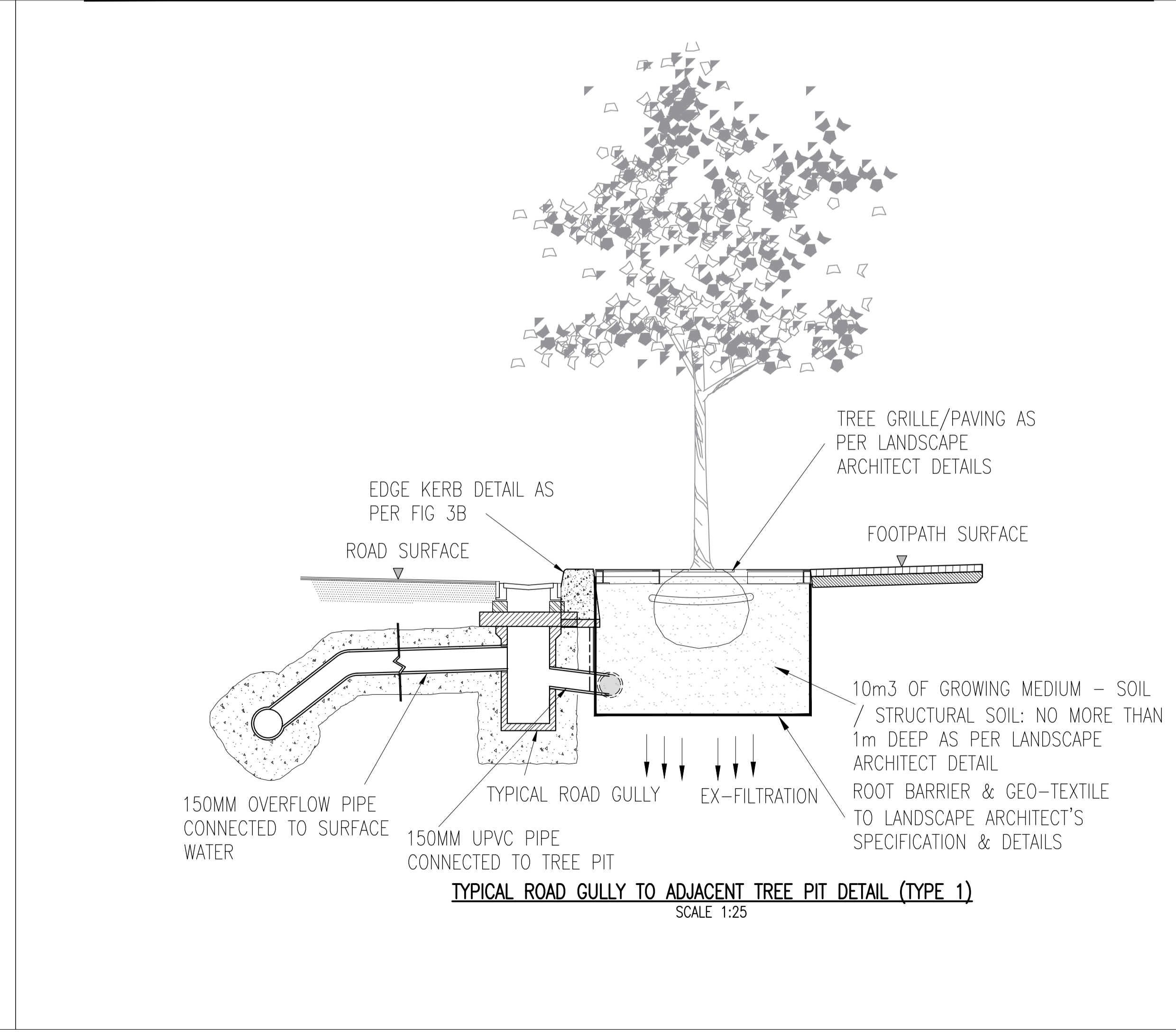
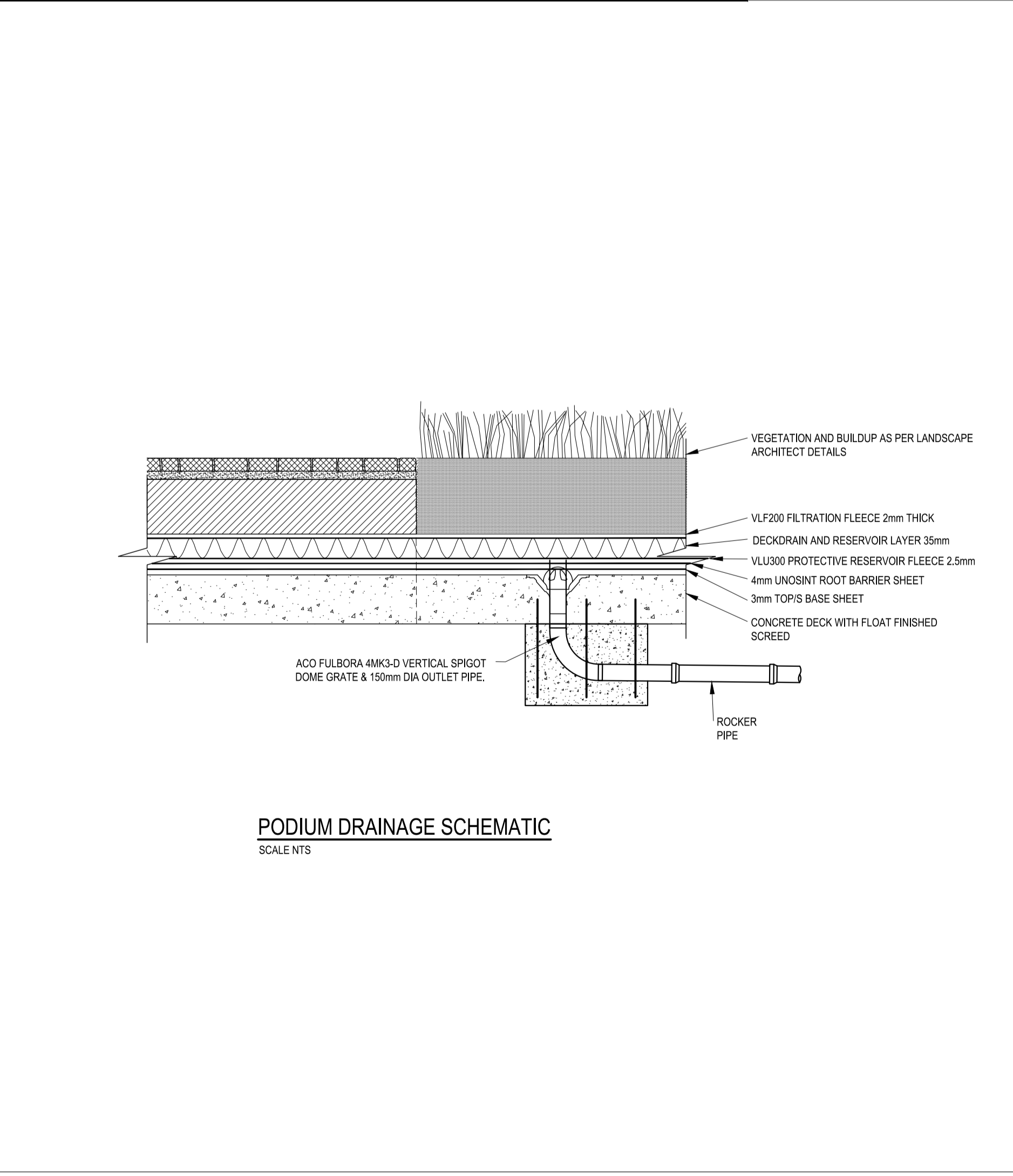
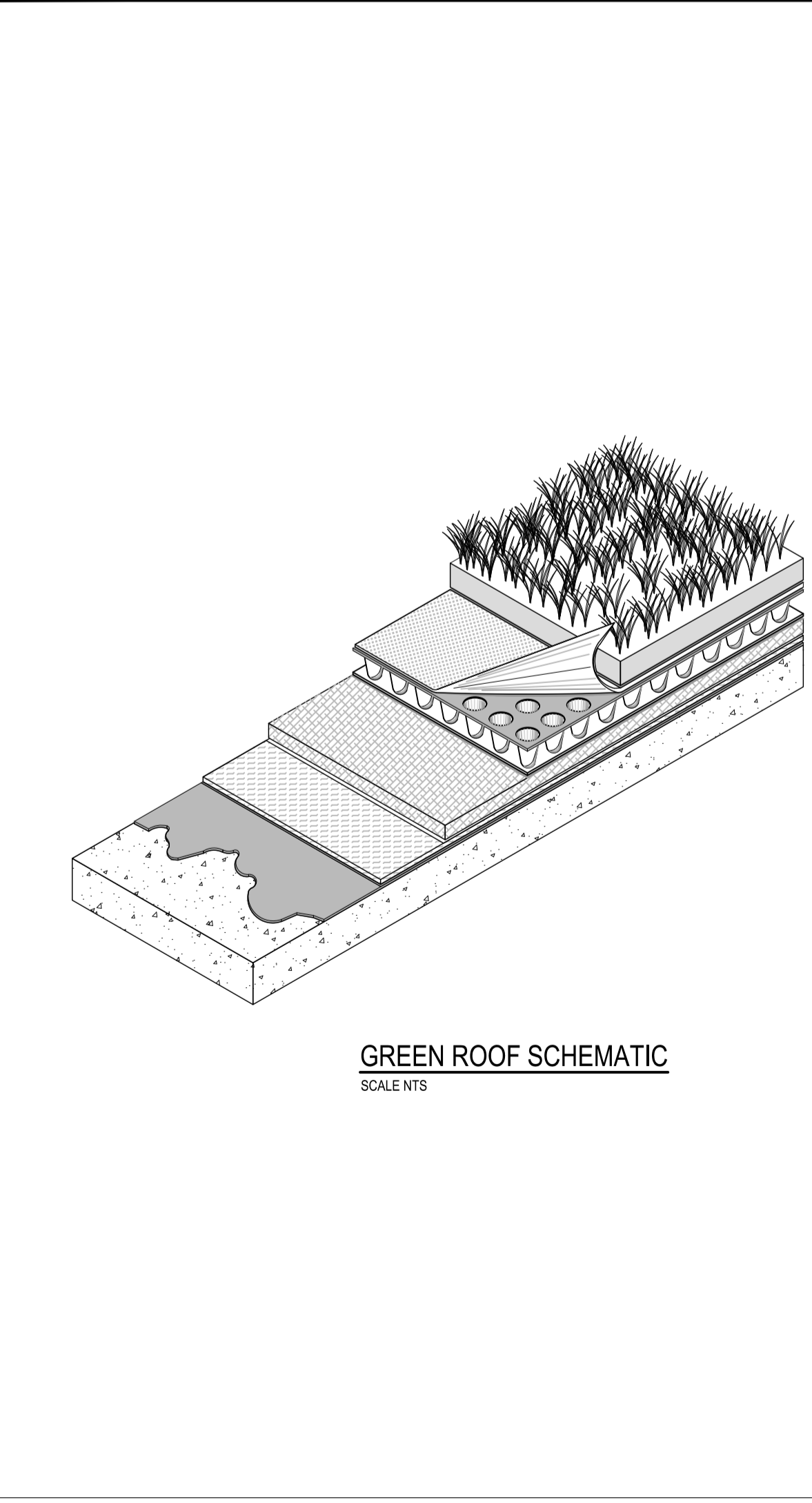
© COPYRIGHT OF THIS DRAWING IS RESERVED BY DBFL CONSULTING ENGINEERS. NO PART SHALL BE REPRODUCED OR TRANSMITTED WITHOUT THEIR WRITTEN PERMISSION.

NO CHANGES OF WHATSOEVER NATURE ARE TO BE MADE TO ANY DETAILS SET OUT OR CONTAINED IN ANY DBFL SPECIFICATIONS OR DRAWINGS UNLESS THE EXPRESS CONSENT HAS BEEN OBTAINED IN ADVANCE, IN WRITING, FROM DBFL.

NOTES:

GENERAL NOTES:

1. ALL WORKS SHALL BE CONSTRUCTED IN ACCORDANCE WITH THE TII SPECIFICATION FOR ROADWORKS AND SOUTH DUBLIN COUNTY COUNCIL STANDARDS
2. ALL DIMENSIONS ARE IN METRES UNLESS SPECIFIED OTHERWISE.
3. ALL COORDINATES ARE TO THE ITM (IRISH TRANSVERSE MERCATOR) GEOGRAPHIC COORDINATE SYSTEM.
4. ALL LEVELS ARE TO ORDNANCE DATUM IRELAND (MALIN HEAD).
5. ALL TEMPORARY TRAFFIC MANAGEMENT SHALL COMPLY WITH CHAPTER 8 OF THE TRAFFIC SIGNS MANUAL.
6. ALL MATERIAL DISPOSED OFF SITE SHALL BE TAKEN TO A LICENSED FACILITY APPROVED BY SOUTH DUBLIN COUNTY COUNCIL.
7. ALL AGGREGATES PROPOSED FOR USE ON THIS SCHEME SHALL MEET FULLY THE REQUIREMENTS OF THE CONTRACT SPECIFICATION AND, IN ADDITION, THE REQUIREMENTS STATED IN STANDARD RECOMMENDATION SR 21 2014 - GUIDANCE ON THE USE OF IS EN 12622 + A1:2007 - AGGREGATES FOR UNBOUND AND HYDRAULICALLY BOUND MATERIALS FOR USE IN CIVIL ENGINEERING WORK AND ROAD CONSTRUCTION. FURTHER DETAIL IS PROVIDED IN ADDITIONAL CLAUSE 144AR OF THE CONTRACT SPECIFICATION.
8. REFER TO LANDSCAPE ARCHITECT DRAWINGS FOR TREE PIT DETAILS



0	13-12-22	ISSUED FOR PLANNING	RMC	DCB
rev	date	description	by	chkd.
STATUS CODES				
purpose	acceptance			
P3 - PLANNING PERMISSION	S - ISSUED			
 DBFL Consulting Engineers Civil, Structural & Transportation Engineering www.dbfl.ie				
DUBLIN OFFICE: Ormond House, Upper Ormond Quay, Dublin 7, D07 W704 PHONE: +353 1 400 4000 CORK OFFICE: 14 South Mall, Cork, T12 CT91 PHONE: +353 21 2024538 WATERFORD OFFICE: Suite 8b The Atrium, Maritime Gate, Canada Street, Waterford, X91 W028 FAX: +353 51 520 000 project ref.				
CLONBURRIS T2				
drawing title				
TYPICAL DRAINAGE DETAILS SHEET 3				
client				
CAIRN HOMES				
designed by	author	scale	sheet size	
DCB	RMC	AS SHOWN	A1	
drawing no.	revision			
CLB-1B-94-SW-DTM-DR-DBFL-CE-5003	0			