

TRAFFINOMICS LIMITED

**LIFFEY VALLEY TRAFFIC COUNTS
MANUAL CLASSIFIED JUNCTION TURNING COUNTS**

**SEPTEMBER 2021
TRA/21/148**

SITE: 01


DATE: 9th September 2021

LOCATION: Liffey Valley Motor Hall Junction

DAY: Thursday

TIME	MOVEMENT 4							TOT	PCU	MOVEMENT 5							TOT	PCU	MOVEMENT 6							TOT	PCU
	PCL	MCL	CAR	LGV	HGV	BUS	PCL			MCL	CAR	LGV	HGV	BUS	PCL	MCL			CAR	LGV	HGV	BUS					
07:00	0	0	0	0	0	0	0	0	0	0	1	0	0	0	1	1	0	0	0	0	0	0	0	0	0		
07:15	0	0	3	1	0	0	4	4	0	0	1	0	0	0	1	1	0	0	2	0	0	0	2	2			
07:30	0	0	10	0	0	0	10	10	0	0	3	0	0	0	3	3	1	0	1	1	0	0	3	2			
07:45	0	0	25	0	0	0	25	25	0	0	4	0	0	0	4	4	0	0	1	0	0	0	1	1			
H/TOT	0	0	38	1	0	0	39	39	0	0	9	0	0	0	9	9	1	0	4	1	0	0	6	5			
08:00	1	0	25	1	1	0	28	28	0	0	7	2	1	0	10	11	0	0	1	0	0	0	1	1			
08:15	0	0	42	4	0	0	46	46	0	0	14	0	0	0	14	14	0	0	2	0	0	0	2	2			
08:30	0	0	35	0	0	0	35	35	0	0	12	1	0	0	13	13	0	0	4	0	0	0	4	4			
08:45	0	1	36	1	0	0	38	37	0	0	12	0	0	0	12	12	0	0	2	0	0	0	2	2			
H/TOT	1	1	138	6	1	0	147	147	0	0	45	3	1	0	49	50	0	0	9	0	0	0	9	9			
09:00	0	1	22	1	0	0	24	23	0	0	5	0	0	0	5	5	0	0	0	0	0	0	0	0			
09:15	0	0	21	5	1	0	27	28	0	0	16	1	0	0	17	17	0	0	2	0	0	0	2	2			
09:30	0	0	11	3	0	0	14	14	0	0	6	4	1	0	11	12	1	0	0	0	0	0	1	0			
09:45	0	0	10	6	0	0	16	16	1	0	7	4	0	0	12	11	0	0	1	0	0	0	1	1			
H/TOT	0	1	64	15	1	0	81	81	1	0	34	9	1	0	45	45	1	0	3	0	0	0	4	3			
P/TOT	1	2	240	22	2	0	267	267	1	0	88	12	2	0	103	104	2	0	16	1	0	0	19	17			

TIME	MOVEMENT 4							TOT	PCU	MOVEMENT 5							TOT	PCU	MOVEMENT 6							TOT	PCU
	PCL	MCL	CAR	LGV	HGV	BUS	PCL			MCL	CAR	LGV	HGV	BUS	PCL	MCL			CAR	LGV	HGV	BUS					
16:00	0	0	15	0	1	0	16	17	0	0	17	0	0	0	17	17	0	0	10	1	0	0	11	11			
16:15	0	0	8	2	0	0	10	10	0	0	27	2	0	1	30	31	0	0	3	0	0	0	3	3			
16:30	0	0	16	0	0	0	16	16	0	0	26	2	0	0	28	28	0	0	1	0	0	0	1	1			
16:45	0	0	17	0	0	0	17	17	1	0	21	1	1	0	24	24	0	0	4	0	0	0	4	4			
H/TOT	0	0	56	2	1	0	59	60	1	0	91	5	1	1	99	100	0	0	18	1	0	0	19	19			
17:00	0	0	14	2	0	0	16	16	0	0	43	1	0	0	44	44	0	0	8	0	0	0	8	8			
17:15	0	0	12	0	0	0	12	12	0	0	23	1	0	0	24	24	0	0	4	0	0	0	4	4			
17:30	0	0	7	0	0	0	7	7	0	0	30	1	0	0	31	31	0	0	8	0	0	0	8	8			
17:45	0	0	7	1	0	0	8	8	0	0	40	5	0	0	45	45	0	0	5	0	0	0	5	5			
H/TOT	0	0	40	3	0	0	43	43	0	0	136	8	0	0	144	144	0	0	25	0	0	0	25	25			
18:00	0	0	3	0	0	0	3	3	0	2	48	0	0	0	50	49	0	0	3	2	0	0	5	5			
18:15	0	0	3	1	0	0	4	4	0	0	8	0	0	0	8	8	0	0	7	0	0	0	7	7			
18:30	0	0	0	0	0	0	0	0	0	0	6	0	0	0	6	6	0	0	2	0	0	0	2	2			
18:45	0	0	1	1	0	0	2	2	0	0	5	0	0	0	5	5	0	0	6	1	0	0	7	7			
H/TOT	0	0	7	2	0	0	9	9	0	2	67	0	0	0	69	68	0	0	18	3	0	0	21	21			
P/TOT	0	0	103	7	1	0	111	112	1	2	294	13	1	1	312	312	0	0	61	4	0	0	65	65			



TRAFFINOMICS LIMITED

**LIFFEY VALLEY TRAFFIC COUNTS
MANUAL CLASSIFIED JUNCTION TURNING COUNTS**

**SEPTEMBER 2021
TRA/21/148**

SITE: 02


DATE: 9th September 2021

LOCATION: Fonthill Road/Liffey Valley Motor Hall Roundabout

DAY: Thursday

TIME	MOVEMENT 1							TOT	PCU	MOVEMENT 2							TOT	PCU	MOVEMENT 3							TOT	PCU
	PCL	MCL	CAR	LGV	HGV	BUS	PCL			MCL	CAR	LGV	HGV	BUS	PCL	MCL			CAR	LGV	HGV	BUS					
07:00	0	0	2	0	0	0	2	2	0	0	0	0	0	0	0	0	0	0	0	27	3	0	0	30	30		
07:15	0	0	8	2	0	0	10	10	0	0	3	0	0	0	3	3	0	0	24	4	2	0	30	32			
07:30	0	0	14	2	0	0	16	16	0	0	1	0	0	0	1	1	0	32	3	1	0	37	37				
07:45	0	0	8	0	0	0	8	8	0	0	0	0	0	0	0	0	0	31	1	1	0	33	34				
H/TOT	0	0	32	4	0	0	36	36	0	0	4	0	0	0	4	4	1	0	114	11	4	0	130	133			
08:00	0	0	5	1	0	0	6	6	0	0	0	0	0	0	0	0	0	43	5	1	0	49	50				
08:15	0	0	6	0	0	0	6	6	0	0	2	0	0	0	2	2	0	1	30	2	0	0	33	32			
08:30	0	0	6	0	0	0	6	6	0	0	4	0	0	0	4	4	0	0	37	4	0	0	41	41			
08:45	0	0	9	0	0	0	9	9	0	0	3	1	0	0	4	4	0	0	31	3	0	0	34	34			
H/TOT	0	0	26	1	0	0	27	27	0	0	9	1	0	0	10	10	0	1	141	14	1	0	157	157			
09:00	0	0	6	0	0	0	6	6	0	0	0	1	0	0	1	1	0	0	30	0	0	0	30	30			
09:15	0	0	15	0	0	0	15	15	0	0	3	0	0	0	3	3	0	0	32	2	0	0	34	34			
09:30	0	0	5	1	0	0	6	6	0	0	0	0	0	0	0	0	0	30	6	1	0	37	38				
09:45	0	0	11	1	0	0	12	12	0	0	0	0	0	0	0	0	1	0	28	5	0	0	34	33			
H/TOT	0	0	37	2	0	0	39	39	0	0	3	1	0	0	4	4	1	0	120	13	1	0	135	135			
P/TOT	0	0	95	7	0	0	102	102	0	0	16	2	0	0	18	18	2	1	375	38	6	0	422	426			

TIME	MOVEMENT 1							TOT	PCU	MOVEMENT 2							TOT	PCU	MOVEMENT 3							TOT	PCU
	PCL	MCL	CAR	LGV	HGV	BUS	PCL			MCL	CAR	LGV	HGV	BUS	PCL	MCL			CAR	LGV	HGV	BUS					
16:00	0	0	7	1	0	0	8	8	0	0	6	0	0	0	6	6	0	0	40	9	0	0	49	49			
16:15	0	0	15	0	0	0	15	15	0	0	4	0	0	0	4	4	0	0	48	5	0	1	54	55			
16:30	0	0	13	2	0	0	15	15	0	0	6	1	0	0	7	7	0	0	60	3	0	0	63	63			
16:45	0	0	8	0	0	0	8	8	0	0	3	0	0	0	3	3	1	0	48	1	1	0	51	51			
H/TOT	0	0	43	3	0	0	46	46	0	0	19	1	0	0	20	20	1	0	196	18	1	1	217	218			
17:00	0	0	8	2	0	0	10	10	0	0	6	0	0	0	6	6	0	0	69	1	0	0	70	70			
17:15	0	0	11	1	0	0	12	12	0	0	3	0	0	0	3	3	0	0	53	6	0	0	59	59			
17:30	0	0	15	2	0	0	17	17	0	0	3	0	0	0	3	3	0	0	44	4	0	0	48	48			
17:45	0	0	12	0	0	0	12	12	0	0	7	0	0	0	7	7	0	0	67	5	0	0	72	72			
H/TOT	0	0	46	5	0	0	51	51	0	0	19	0	0	0	19	19	0	0	233	16	0	0	249	249			
18:00	0	1	13	0	0	0	14	13	0	0	6	0	0	0	6	6	0	1	54	4	0	0	59	58			
18:15	0	0	15	1	0	0	16	16	0	0	3	2	0	0	5	5	0	1	38	2	1	0	42	42			
18:30	0	0	10	0	0	0	10	10	0	0	5	1	0	0	6	6	0	0	48	3	0	0	51	51			
18:45	0	0	12	0	0	0	12	12	0	0	2	1	0	0	3	3	0	0	53	2	0	0	55	55			
H/TOT	0	1	50	1	0	0	52	51	0	0	16	4	0	0	20	20	0	2	193	11	1	0	207	207			
P/TOT	0	1	139	9	0	0	149	148	0	0	54	5	0	0	59	59	1	2	622	45	2	1	673	674			



TRAFFINOMICS LIMITED

**LIFFEY VALLEY TRAFFIC COUNTS
MANUAL CLASSIFIED JUNCTION TURNING COUNTS**

**SEPTEMBER 2021
TRA/21/148**

SITE: 02


DATE: 9th September 2021

LOCATION: Fonthill Road/Liffey Valley Motor Hall Roundabout

DAY: Thursday

TIME	MOVEMENT 4							TOT	PCU	MOVEMENT 5							TOT	PCU	MOVEMENT 6							TOT	PCU
	PCL	MCL	CAR	LGV	HGV	BUS	PCL			MCL	CAR	LGV	HGV	BUS	PCL	MCL			CAR	LGV	HGV	BUS					
07:00	0	0	18	2	0	0	20	20	1	0	64	14	1	5	85	90	0	0	1	1	0	0	2	2			
07:15	0	0	38	4	1	0	43	44	2	0	80	20	5	1	108	112	0	0	1	1	0	0	2	2			
07:30	0	0	41	1	0	0	42	42	0	0	123	15	6	2	146	154	0	0	4	0	0	0	4	4			
07:45	0	0	42	4	0	0	46	46	1	1	155	20	3	4	184	190	0	0	2	0	1	0	3	4			
H/TOT	0	0	139	11	1	0	151	152	4	1	422	69	15	12	523	546	0	0	8	2	1	0	11	12			
08:00	0	0	56	5	1	0	62	63	1	3	125	25	7	1	162	167	0	0	10	2	0	0	12	12			
08:15	0	0	67	4	0	0	71	71	0	0	155	14	3	4	176	183	0	0	12	1	0	0	13	13			
08:30	0	0	51	0	1	0	52	53	1	0	166	17	3	3	190	195	0	0	25	1	1	2	29	32			
08:45	0	1	59	3	0	0	63	62	0	1	189	17	8	3	218	228	0	0	19	1	0	0	20	20			
H/TOT	0	1	233	12	2	0	248	249	2	4	635	73	21	11	746	774	0	0	66	5	1	2	74	77			
09:00	0	1	47	4	0	0	52	51	0	0	184	12	4	1	201	206	0	0	9	0	0	0	9	9			
09:15	0	0	55	5	0	0	60	60	0	0	252	18	6	3	279	288	0	0	10	1	0	0	11	11			
09:30	0	0	37	4	0	0	41	41	0	0	225	15	4	3	247	254	0	0	5	1	0	0	6	6			
09:45	0	0	35	5	0	0	40	40	0	0	257	12	5	4	278	287	0	0	2	0	0	0	2	2			
H/TOT	0	1	174	18	0	0	193	192	0	0	918	57	19	11	1005	1035	0	0	26	2	0	0	28	28			
P/TOT	0	2	546	41	3	0	592	594	6	5	1975	199	55	34	2274	2355	0	0	100	9	2	2	113	117			

TIME	MOVEMENT 4							TOT	PCU	MOVEMENT 5							TOT	PCU	MOVEMENT 6							TOT	PCU
	PCL	MCL	CAR	LGV	HGV	BUS	PCL			MCL	CAR	LGV	HGV	BUS	PCL	MCL			CAR	LGV	HGV	BUS					
16:00	0	1	46	0	1	0	48	48	0	2	189	14	2	4	211	216	0	0	16	4	1	1	22	24			
16:15	0	0	32	4	0	0	36	36	0	0	198	10	4	3	215	222	0	0	11	3	0	0	14	14			
16:30	0	0	40	1	0	0	41	41	0	0	174	16	0	4	194	198	0	0	20	4	0	0	24	24			
16:45	0	0	49	2	0	0	51	51	1	1	193	17	2	2	216	219	0	0	6	3	0	0	9	9			
H/TOT	0	1	167	7	1	0	176	176	1	3	754	57	8	13	836	854	0	0	53	14	1	1	69	71			
17:00	0	0	43	1	0	0	44	44	0	0	218	12	1	3	234	238	0	0	9	1	0	0	10	10			
17:15	0	0	42	4	0	0	46	46	0	1	213	14	3	1	232	235	0	0	6	2	0	0	8	8			
17:30	0	0	40	4	0	0	44	44	1	1	245	11	3	1	262	265	0	0	7	5	1	0	13	14			
17:45	0	0	50	2	0	0	52	52	0	0	212	14	0	2	228	230	0	0	21	1	0	0	22	22			
H/TOT	0	0	175	11	0	0	186	186	1	2	888	51	7	7	956	968	0	0	43	9	1	0	53	54			
18:00	0	0	49	4	0	0	53	53	0	0	262	22	0	2	286	288	0	0	17	0	0	0	17	17			
18:15	0	0	51	3	0	0	54	54	0	2	229	16	2	1	250	252	0	0	7	0	1	0	8	9			
18:30	0	0	39	5	0	0	44	44	0	0	233	12	0	2	247	249	0	0	12	1	0	0	13	13			
18:45	0	0	42	3	0	0	45	45	0	0	262	18	1	4	285	290	0	0	8	4	0	0	12	12			
H/TOT	0	0	181	15	0	0	196	196	0	2	986	68	3	9	1068	1079	0	0	44	5	1	0	50	51			
P/TOT	0	1	523	33	1	0	558	558	2	7	2628	176	18	29	2860	2901	0	0	140	28	3	1	172	176			



TRAFFINOMICS LIMITED

**LIFFEY VALLEY TRAFFIC COUNTS
MANUAL CLASSIFIED JUNCTION TURNING COUNTS**

**SEPTEMBER 2021
TRA/21/148**

SITE: 02


DATE: 9th September 2021

LOCATION: Fonthill Road/Liffey Valley Motor Hall Roundabout

DAY: Thursday

TIME	MOVEMENT 7							TOT	PCU	MOVEMENT 8							TOT	PCU	MOVEMENT 9							TOT	PCU
	PCL	MCL	CAR	LGV	HGV	BUS	PCL			MCL	CAR	LGV	HGV	BUS	PCL	MCL			CAR	LGV	HGV	BUS	PCL	MCL	CAR		
07:00	0	0	5	7	0	0	12	12	0	0	0	0	0	0	0	0	0	0	0	1	0	0	0	1	1		
07:15	0	0	6	1	0	1	8	9	0	0	4	0	0	0	4	4	0	0	0	0	0	0	0	0	0		
07:30	0	0	5	2	0	0	7	7	0	0	1	0	0	0	1	1	0	0	1	0	0	0	1	1			
07:45	0	0	6	2	0	0	8	8	0	0	1	0	0	0	1	1	0	0	1	0	0	0	1	1			
H/TOT	0	0	22	12	0	1	35	36	0	0	6	0	0	0	6	6	0	0	3	0	0	0	3	3			
08:00	0	0	11	3	0	0	14	14	1	0	4	0	0	0	5	4	0	0	4	0	0	0	4	4			
08:15	0	0	6	2	0	0	8	8	0	0	1	0	0	0	1	1	0	0	3	0	0	0	3	3			
08:30	0	0	15	1	1	0	17	18	0	0	1	0	0	0	1	1	0	0	6	1	0	0	7	7			
08:45	0	0	11	2	0	3	16	19	0	0	3	1	0	0	4	4	0	0	7	0	0	0	7	7			
H/TOT	0	0	43	8	1	3	55	59	1	0	9	1	0	0	11	10	0	0	20	1	0	0	21	21			
09:00	0	0	14	1	1	0	16	17	0	0	5	0	0	0	5	5	0	0	5	0	0	0	5	5			
09:15	0	0	4	2	0	0	6	6	0	0	1	0	0	0	1	1	0	0	2	0	0	0	2	2			
09:30	0	0	4	0	0	0	4	4	0	0	2	0	0	0	2	2	0	0	2	1	0	0	3	3			
09:45	0	0	2	1	0	0	3	3	0	0	0	0	0	0	0	0	0	0	1	0	0	0	1	1			
H/TOT	0	0	24	4	1	0	29	30	0	0	8	0	0	0	8	8	0	0	10	1	0	0	11	11			
P/TOT	0	0	89	24	2	4	119	125	1	0	23	1	0	0	25	24	0	0	33	2	0	0	35	35			

TIME	MOVEMENT 7							TOT	PCU	MOVEMENT 8							TOT	PCU	MOVEMENT 9							TOT	PCU
	PCL	MCL	CAR	LGV	HGV	BUS	PCL			MCL	CAR	LGV	HGV	BUS	PCL	MCL			CAR	LGV	HGV	BUS	PCL	MCL	CAR		
16:00	0	0	5	1	0	0	6	6	0	0	4	0	0	0	4	4	0	0	3	0	0	0	3	3			
16:15	0	0	8	2	0	0	10	10	0	0	3	0	0	0	3	3	0	0	1	0	0	0	1	1			
16:30	0	0	8	2	0	1	11	12	0	0	4	0	0	0	4	4	0	0	2	0	0	0	2	2			
16:45	0	0	14	0	0	0	14	14	0	0	5	0	0	0	5	5	0	0	2	0	0	0	2	2			
H/TOT	0	0	35	5	0	1	41	42	0	0	16	0	0	0	16	16	0	0	8	0	0	0	8	8			
17:00	0	0	5	3	1	0	9	10	0	0	5	0	0	0	5	5	0	0	5	0	0	0	5	5			
17:15	0	0	12	3	0	0	15	15	0	0	5	0	0	0	5	5	0	0	2	0	0	0	2	2			
17:30	0	0	11	1	0	0	12	12	0	0	5	1	0	0	6	6	0	0	4	0	0	0	4	4			
17:45	0	0	7	1	0	0	8	8	0	0	6	0	0	0	6	6	0	0	2	0	0	0	2	2			
H/TOT	0	0	35	8	1	0	44	45	0	0	21	1	0	0	22	22	0	0	13	0	0	0	13	13			
18:00	0	0	6	2	1	0	9	10	0	0	4	0	0	0	4	4	0	0	5	0	0	0	5	5			
18:15	0	0	7	2	0	0	9	9	0	0	4	2	0	0	6	6	0	0	6	0	0	0	6	6			
18:30	0	0	5	1	1	0	7	8	0	0	5	0	0	0	5	5	0	0	5	0	0	0	5	5			
18:45	0	0	13	0	0	0	13	13	0	0	1	0	0	0	1	1	0	0	2	0	0	0	2	2			
H/TOT	0	0	31	5	2	0	38	40	0	0	14	2	0	0	16	16	0	0	18	0	0	0	18	18			
P/TOT	0	0	101	18	3	1	123	127	0	0	51	3	0	0	54	54	0	0	39	0	0	0	39	39			



TRAFFINOMICS LIMITED

**LIFFEY VALLEY TRAFFIC COUNTS
MANUAL CLASSIFIED JUNCTION TURNING COUNTS**

**SEPTEMBER 2021
TRA/21/148**

SITE: 02


DATE: 9th September 2021

LOCATION: Fonthill Road/Liffey Valley Motor Hall Roundabout

DAY: Thursday

TIME	MOVEMENT 10							TOT	PCU	MOVEMENT 11							TOT	PCU	MOVEMENT 12							TOT	PCU
	PCL	MCL	CAR	LGV	HGV	BUS	PCL			MCL	CAR	LGV	HGV	BUS	PCL	MCL			CAR	LGV	HGV	BUS	PCL	MCL	CAR		
07:00	0	0	0	0	0	0	0	0	0	0	0	20	6	0	3	29	32	0	0	1	0	0	0	1	1		
07:15	0	0	1	0	0	0	1	1	2	0	21	8	3	1	35	37	0	0	4	0	1	0	5	6			
07:30	0	0	0	0	0	0	0	0	1	0	30	11	3	3	48	53	0	0	1	0	0	0	1	1			
07:45	0	0	0	0	0	0	0	0	0	0	22	7	1	2	32	35	0	0	7	1	0	0	8	8			
H/TOT	0	0	1	0	0	0	1	1	3	0	93	32	7	9	144	158	0	0	13	1	1	0	15	16			
08:00	0	0	1	0	0	0	1	1	1	0	25	10	3	2	41	45	0	0	6	0	0	0	6	6			
08:15	0	0	3	1	0	0	4	4	3	0	42	5	3	1	54	56	0	0	6	0	0	0	6	6			
08:30	0	0	0	0	0	0	0	0	2	0	25	6	5	2	40	45	0	0	7	0	0	0	7	7			
08:45	0	0	2	0	1	0	3	4	1	0	46	3	8	3	61	71	0	0	3	0	0	0	3	3			
H/TOT	0	0	6	1	1	0	8	9	7	0	138	24	19	8	196	217	0	0	22	0	0	0	22	22			
09:00	0	0	4	0	0	0	4	4	0	0	35	13	6	1	55	62	0	0	10	0	0	0	10	10			
09:15	0	0	1	0	0	0	1	1	0	0	64	12	2	3	81	86	0	0	5	2	1	0	8	9			
09:30	0	0	3	0	0	0	3	3	1	0	77	10	6	3	97	105	0	0	6	0	0	0	6	6			
09:45	0	0	2	0	0	0	2	2	2	0	92	12	3	3	112	116	0	0	7	1	0	0	8	8			
H/TOT	0	0	10	0	0	0	10	10	3	0	268	47	17	10	345	370	0	0	28	3	1	0	32	33			
P/TOT	0	0	17	1	1	0	19	20	13	0	499	103	43	27	685	745	0	0	63	4	2	0	69	71			

TIME	MOVEMENT 10							TOT	PCU	MOVEMENT 11							TOT	PCU	MOVEMENT 12							TOT	PCU
	PCL	MCL	CAR	LGV	HGV	BUS	PCL			MCL	CAR	LGV	HGV	BUS	PCL	MCL			CAR	LGV	HGV	BUS	PCL	MCL	CAR		
16:00	0	0	5	0	0	0	5	5	2	1	188	12	1	1	205	205	0	0	10	0	0	0	10	10			
16:15	0	0	3	0	0	0	3	3	2	0	182	22	0	1	207	206	0	0	3	1	0	0	4	4			
16:30	0	0	2	1	0	0	3	3	5	1	224	18	2	1	251	249	0	0	4	0	0	0	4	4			
16:45	0	0	7	0	0	0	7	7	0	1	214	8	1	3	227	230	0	0	16	0	0	0	16	16			
H/TOT	0	0	17	1	0	0	18	18	9	3	808	60	4	6	890	891	0	0	33	1	0	0	34	34			
17:00	0	0	9	0	0	0	9	9	2	0	208	13	1	1	225	225	0	0	9	3	0	0	12	12			
17:15	0	0	5	0	0	0	5	5	1	1	166	9	1	2	180	182	0	0	6	1	0	0	7	7			
17:30	0	0	2	0	0	0	2	2	1	0	188	11	0	2	202	203	0	0	1	1	0	0	2	2			
17:45	0	0	1	0	0	0	1	1	1	1	165	10	1	3	181	184	0	0	3	1	0	0	4	4			
H/TOT	0	0	17	0	0	0	17	17	5	2	727	43	3	8	788	794	0	0	19	6	0	0	25	25			
18:00	0	0	2	0	0	0	2	2	3	0	178	7	3	2	193	196	0	0	2	0	0	0	2	2			
18:15	2	0	6	0	0	0	8	6	0	1	256	6	0	2	265	266	0	0	7	0	0	0	7	7			
18:30	0	0	8	0	0	0	8	8	1	1	220	11	2	1	236	238	0	0	16	0	0	0	16	16			
18:45	0	0	3	1	0	0	4	4	0	0	215	4	1	2	222	225	0	0	10	0	0	0	10	10			
H/TOT	2	0	19	1	0	0	22	20	4	2	869	28	6	7	916	925	0	0	35	0	0	0	35	35			
P/TOT	2	0	53	2	0	0	57	55	18	7	2404	131	13	21	2594	2609	0	0	87	7	0	0	94	94			



TRAFFINOMICS LIMITED

**LIFFEY VALLEY TRAFFIC COUNTS
MANUAL CLASSIFIED JUNCTION TURNING COUNTS**

**SEPTEMBER 2021
TRA/21/148**

SITE: 03


DATE: 9th September 2021

LOCATION: Fonthill Road Roundabout

DAY: Thursday

TIME	MOVEMENT 1							TOT	PCU	MOVEMENT 2							TOT	PCU	MOVEMENT 3							TOT	PCU
	PCL	MCL	CAR	LGV	HGV	BUS	PCL			MCL	CAR	LGV	HGV	BUS	PCL	MCL			CAR	LGV	HGV	BUS					
07:00	0	0	10	3	0	0	13	13	0	0	0	0	0	0	0	0	0	1	0	57	11	1	5	75	80		
07:15	2	0	19	6	0	0	27	25	0	0	0	0	0	0	0	0	0	0	0	69	16	5	1	91	97		
07:30	0	0	16	6	1	0	23	24	0	0	0	0	0	0	0	0	0	0	0	122	11	5	2	140	147		
07:45	0	0	18	1	1	0	20	21	0	0	0	0	0	0	0	0	0	1	1	146	19	2	4	173	178		
H/TOT	2	0	63	16	2	0	83	83	0	0	0	0	0	0	0	0	0	2	1	394	57	13	12	479	502		
08:00	1	0	24	6	1	0	32	32	0	0	0	0	0	0	0	0	0	0	3	110	20	6	1	140	145		
08:15	0	0	38	5	0	1	44	45	0	0	0	0	0	0	0	0	0	0	0	126	9	3	3	141	147		
08:30	1	0	55	6	0	0	62	61	0	0	0	0	0	0	0	0	0	0	0	123	12	3	3	141	147		
08:45	0	1	82	2	1	0	86	86	0	0	0	0	0	0	0	0	0	0	0	123	15	7	3	148	158		
H/TOT	2	1	199	19	2	1	224	225	0	0	0	0	0	0	0	0	0	0	3	482	56	19	10	570	597		
09:00	0	0	86	3	0	1	90	91	0	0	0	0	0	0	0	0	0	0	0	109	9	4	0	122	126		
09:15	0	0	121	8	2	0	131	133	0	0	0	0	0	0	0	0	0	0	0	148	10	4	3	165	172		
09:30	0	0	133	7	0	0	140	140	0	0	0	0	0	0	0	0	0	0	0	99	10	4	3	116	123		
09:45	0	0	148	6	2	1	157	160	0	0	0	0	0	0	0	0	0	0	0	121	7	3	3	134	140		
H/TOT	0	0	488	24	4	2	518	524	0	0	0	0	0	0	0	0	0	0	0	477	36	15	9	537	561		
P/TOT	4	1	750	59	8	3	825	832	0	0	0	0	0	0	0	0	0	2	4	1353	149	47	31	1586	1660		

TIME	MOVEMENT 1							TOT	PCU	MOVEMENT 2							TOT	PCU	MOVEMENT 3							TOT	PCU
	PCL	MCL	CAR	LGV	HGV	BUS	PCL			MCL	CAR	LGV	HGV	BUS	PCL	MCL			CAR	LGV	HGV	BUS					
16:00	0	0	103	7	0	0	110	110	0	0	0	0	0	0	0	0	0	0	0	2	96	8	2	4	112	117	
16:15	0	0	113	2	1	0	116	117	0	0	0	0	0	0	0	0	0	0	0	0	101	8	3	3	115	121	
16:30	0	0	103	6	0	0	109	109	0	0	0	0	0	0	0	0	0	0	0	0	86	12	0	4	102	106	
16:45	0	1	132	5	0	1	139	139	0	0	0	0	0	0	0	0	0	0	1	0	71	12	2	1	87	89	
H/TOT	0	1	451	20	1	1	474	475	0	0	0	0	0	0	0	0	0	0	1	2	354	40	7	12	416	433	
17:00	0	0	129	5	0	0	134	134	0	0	0	0	0	0	0	0	0	0	0	0	102	9	1	3	115	119	
17:15	0	0	126	6	1	0	133	134	0	0	0	0	0	0	0	0	0	0	0	1	100	9	2	1	113	115	
17:30	0	0	129	7	1	0	137	138	0	0	0	0	0	0	0	0	0	0	1	1	135	6	2	1	146	148	
17:45	0	0	140	3	0	0	143	143	0	0	0	0	0	0	0	0	0	0	0	0	86	11	0	2	99	101	
H/TOT	0	0	524	21	2	0	547	549	0	0	0	0	0	0	0	0	0	0	1	2	423	35	5	7	473	483	
18:00	0	0	167	6	0	0	173	173	0	0	0	0	0	0	0	0	0	0	0	1	113	16	0	2	132	133	
18:15	0	2	147	7	0	0	156	155	0	0	0	0	0	0	0	0	0	0	0	0	103	10	2	1	116	119	
18:30	0	0	162	6	0	0	168	168	0	0	0	0	0	0	0	0	0	0	0	0	86	6	0	2	94	96	
18:45	0	0	157	6	1	0	164	165	0	0	0	0	0	0	0	0	0	0	0	0	119	12	0	4	135	139	
H/TOT	0	2	633	25	1	0	661	661	0	0	0	0	0	0	0	0	0	0	0	1	421	44	2	9	477	487	
P/TOT	0	3	1608	66	4	1	1682	1685	0	0	0	0	0	0	0	0	0	0	2	5	1198	119	14	28	1366	1403	



TRAFFINOMICS LIMITED

**LIFFEY VALLEY TRAFFIC COUNTS
MANUAL CLASSIFIED JUNCTION TURNING COUNTS**

**SEPTEMBER 2021
TRA/21/148**

SITE: 03


DATE: 9th September 2021

LOCATION: Fonthill Road Roundabout

DAY: Thursday

TIME	MOVEMENT 4							TOT	PCU	MOVEMENT 5							TOT	PCU	MOVEMENT 6							TOT	PCU
	PCL	MCL	CAR	LGV	HGV	BUS	PCL			MCL	CAR	LGV	HGV	BUS	PCL	MCL			CAR	LGV	HGV	BUS					
07:00	0	0	19	6	0	3	28	31	0	0	0	0	0	0	0	0	0	0	0	2	1	0	1	4	5		
07:15	2	0	23	7	4	1	37	40	0	0	0	0	0	0	0	0	0	0	0	1	0	0	0	1	1		
07:30	1	0	28	8	2	3	42	46	0	0	0	0	0	0	0	0	0	0	0	3	0	0	0	3	3		
07:45	0	0	21	5	1	2	29	32	0	0	2	0	0	0	2	2	0	0	5	0	0	0	5	5			
H/TOT	3	0	91	26	7	9	136	150	0	0	2	0	0	0	2	2	0	0	11	1	0	1	13	14			
08:00	0	0	26	10	2	2	40	44	0	0	0	0	0	0	0	0	0	0	0	9	1	0	0	10	10		
08:15	3	0	44	4	1	1	53	53	0	0	0	0	0	0	0	0	0	0	0	10	0	0	0	10	10		
08:30	2	0	23	5	5	2	37	42	0	0	0	0	0	0	0	0	0	0	0	14	1	0	0	15	15		
08:45	1	0	34	1	6	3	45	53	0	0	0	0	0	0	0	0	0	1	0	15	1	0	0	17	16		
H/TOT	6	0	127	20	14	8	175	192	0	0	0	0	0	0	0	0	0	1	0	48	3	0	0	52	51		
09:00	0	0	34	9	6	1	50	57	0	0	0	0	0	0	0	0	0	0	0	16	1	0	0	17	17		
09:15	0	0	36	6	3	3	48	54	0	0	0	0	0	0	0	0	0	0	0	27	0	0	0	27	27		
09:30	1	0	42	7	2	3	55	59	0	0	0	0	0	0	0	0	0	0	0	36	1	0	0	37	37		
09:45	2	0	48	10	2	3	65	68	0	0	1	0	0	0	1	1	0	0	31	4	1	0	36	37			
H/TOT	3	0	160	32	13	10	218	239	0	0	1	0	0	0	1	1	0	0	110	6	1	0	117	118			
P/TOT	12	0	378	78	34	27	529	580	0	0	3	0	0	0	3	3	1	0	169	10	1	1	182	183			

TIME	MOVEMENT 4							TOT	PCU	MOVEMENT 5							TOT	PCU	MOVEMENT 6							TOT	PCU
	PCL	MCL	CAR	LGV	HGV	BUS	PCL			MCL	CAR	LGV	HGV	BUS	PCL	MCL			CAR	LGV	HGV	BUS					
16:00	1	1	88	6	1	1	98	99	0	0	1	1	0	0	2	2	0	0	41	2	0	0	43	43			
16:15	2	0	83	12	0	1	98	97	0	0	4	0	0	0	4	4	0	0	36	1	0	0	37	37			
16:30	5	0	107	12	0	1	125	122	0	0	1	0	0	0	1	1	0	0	49	0	0	0	49	49			
16:45	0	0	102	7	1	3	113	117	0	0	0	0	0	0	0	0	0	0	44	2	0	0	46	46			
H/TOT	8	1	380	37	2	6	434	435	0	0	6	1	0	0	7	7	0	0	170	5	0	0	175	175			
17:00	2	0	67	8	1	1	79	79	0	0	3	0	0	0	3	3	0	1	37	2	0	0	40	39			
17:15	0	1	49	4	1	1	56	57	1	0	0	0	0	0	1	0	0	0	42	2	0	0	44	44			
17:30	1	0	55	0	0	1	57	57	0	0	5	2	0	0	7	7	0	0	32	5	0	0	37	37			
17:45	1	1	49	8	1	3	63	66	0	0	5	2	0	0	7	7	0	0	41	3	0	0	44	44			
H/TOT	4	2	220	20	3	6	255	260	1	0	13	4	0	0	18	17	0	1	152	12	0	0	165	164			
18:00	3	0	64	6	1	0	74	73	0	0	6	0	1	2	9	12	0	0	40	2	1	0	43	44			
18:15	2	0	112	3	0	2	119	119	0	0	4	0	0	0	4	4	0	0	37	2	0	0	39	39			
18:30	0	1	110	8	1	1	121	122	0	0	2	0	0	0	2	2	0	0	27	3	0	0	30	30			
18:45	0	0	73	0	1	2	76	79	0	0	1	0	0	0	1	1	0	0	41	1	0	0	42	42			
H/TOT	5	1	359	17	3	5	390	393	0	0	13	0	1	2	16	19	0	0	145	8	1	0	154	155			
P/TOT	17	4	959	74	8	17	1079	1088	1	0	32	5	1	2	41	43	0	1	467	25	1	0	494	494			



TRAFFINOMICS LIMITED

**LIFFEY VALLEY TRAFFIC COUNTS
MANUAL CLASSIFIED JUNCTION TURNING COUNTS**

**SEPTEMBER 2021
TRA/21/148**

SITE: 03


DATE: 9th September 2021

LOCATION: Fonthill Road Roundabout

DAY: Thursday

TIME	MOVEMENT 7							TOT	PCU	MOVEMENT 8							TOT	PCU
	PCL	MCL	CAR	LGV	HGV	BUS	PCL			MCL	CAR	LGV	HGV	BUS				
07:00	0	0	0	0	0	0	0	0	0	0	0	0	0	0	1	1	2	
07:15	0	0	0	0	0	0	0	0	0	0	0	0	0	0	1	1	2	
07:30	0	0	0	0	0	0	0	0	0	0	0	0	0	0	1	1	2	
07:45	0	0	0	0	0	0	0	0	0	0	0	0	0	0	3	3	6	
H/TOT	0	0	0	0	0	0	0	0	0	0	0	0	0	0	6	6	12	
08:00	0	0	0	0	0	0	0	0	0	0	0	0	0	0	1	1	2	
08:15	0	0	0	0	0	0	0	0	0	0	0	0	0	0	2	2	4	
08:30	0	0	0	0	0	0	0	0	0	0	0	0	0	0	1	1	2	
08:45	0	0	0	0	0	0	0	0	0	0	0	0	0	0	3	3	6	
H/TOT	0	0	0	0	0	0	0	0	0	0	0	0	0	0	7	7	14	
09:00	0	0	0	0	0	0	0	0	0	0	0	0	0	0	2	2	4	
09:15	0	0	0	0	0	0	0	0	0	0	0	0	0	0	2	2	4	
09:30	0	0	0	0	0	0	0	0	0	0	0	0	0	0	1	1	2	
09:45	0	0	0	0	0	0	0	0	0	0	0	1	0	0	3	4	7	
H/TOT	0	0	0	0	0	0	0	0	0	0	0	1	0	0	8	9	17	
P/TOT	0	0	0	0	0	0	0	0	0	0	0	1	0	0	21	22	43	

TIME	MOVEMENT 7							TOT	PCU	MOVEMENT 8							TOT	PCU
	PCL	MCL	CAR	LGV	HGV	BUS	PCL			MCL	CAR	LGV	HGV	BUS				
16:00	0	0	0	0	0	0	0	0	0	0	0	1	0	0	2	3	5	
16:15	0	0	0	0	0	0	0	0	0	0	0	2	0	0	3	5	8	
16:30	0	0	0	0	0	0	0	0	0	0	0	1	0	0	1	2	3	
16:45	0	0	0	0	0	0	0	0	0	0	0	1	1	0	1	3	4	
H/TOT	0	0	0	0	0	0	0	0	0	0	0	5	1	0	7	13	20	
17:00	0	0	0	0	0	0	0	0	0	0	0	1	1	0	3	5	8	
17:15	0	0	0	0	0	0	0	0	0	0	0	3	0	0	2	5	7	
17:30	0	0	0	0	0	0	0	0	0	0	0	2	2	0	0	4	4	
17:45	0	0	0	0	0	0	0	0	0	0	0	3	1	0	3	7	10	
H/TOT	0	0	0	0	0	0	0	0	0	0	0	9	4	0	8	21	29	
18:00	0	0	0	0	0	0	0	0	0	0	0	5	0	0	2	7	9	
18:15	0	0	0	0	0	0	0	0	0	0	0	2	0	0	4	6	10	
18:30	0	0	0	0	0	0	0	0	0	0	0	5	0	0	1	6	7	
18:45	0	0	0	0	0	0	0	0	0	0	0	2	0	0	3	5	8	
H/TOT	0	0	0	0	0	0	0	0	0	0	0	14	0	0	10	24	34	
P/TOT	0	0	0	0	0	0	0	0	0	0	0	28	5	0	25	58	83	



TRAFFINOMICS LIMITED

**LIFFEY VALLEY TRAFFIC COUNTS
MANUAL CLASSIFIED JUNCTION TURNING COUNTS**

**SEPTEMBER 2021
TRA/21/148**

SITE: 03


DATE: 9th September 2021

LOCATION: Fonthill Road Roundabout

DAY: Thursday

TIME	MOVEMENT 9							PCU	MOVEMENT 10							PCU	MOVEMENT 11							PCU	
	PCL	MCL	CAR	LGV	HGV	BUS	TOT		PCL	MCL	CAR	LGV	HGV	BUS	TOT		PCL	MCL	CAR	LGV	HGV	BUS	TOT		
07:00	0	0	0	0	0	0	0	0	0	0	0	0	0	0	0	0	0	0	0	0	0	0	0	0	0
07:15	0	0	2	0	0	0	2	2	0	0	2	0	0	0	2	2	0	0	0	0	0	0	0	0	0
07:30	0	0	0	0	0	0	0	0	0	0	1	0	0	0	1	1	0	0	0	0	0	0	0	0	0
07:45	0	0	1	0	0	0	1	1	0	0	2	1	0	0	3	3	0	0	0	0	0	0	0	0	0
H/TOT	0	0	3	0	0	0	3	3	0	0	5	1	0	0	6	6	0	0	0	0	0	0	0	0	0
08:00	0	0	0	0	0	0	0	0	0	0	1	0	0	0	1	1	0	0	0	0	0	0	0	0	0
08:15	0	0	3	1	0	0	4	4	0	0	4	0	0	0	4	4	0	0	0	0	0	0	0	0	0
08:30	0	0	4	0	0	0	4	4	0	0	4	0	0	0	4	4	0	0	0	0	0	0	0	0	0
08:45	0	0	4	0	0	0	4	4	0	0	6	0	0	0	6	6	0	0	0	0	0	0	0	0	0
H/TOT	0	0	11	1	0	0	12	12	0	0	15	0	0	0	15	15	0	0	0	0	0	0	0	0	0
09:00	0	0	5	0	0	0	5	5	0	0	9	1	0	0	10	10	0	0	1	1	0	0	2	2	2
09:15	0	0	7	0	0	0	7	7	0	0	11	0	0	0	11	11	0	0	0	0	0	0	0	0	0
09:30	0	0	13	0	0	0	13	13	0	0	18	2	0	0	20	20	0	0	1	0	0	0	1	1	1
09:45	0	0	10	0	0	0	10	10	0	0	18	3	0	0	21	21	0	0	0	0	0	0	0	0	0
H/TOT	0	0	35	0	0	0	35	35	0	0	56	6	0	0	62	62	0	0	2	1	0	0	3	3	
P/TOT	0	0	49	1	0	0	50	50	0	0	76	7	0	0	83	83	0	0	2	1	0	0	3	3	

TIME	MOVEMENT 9							PCU	MOVEMENT 10							PCU	MOVEMENT 11							PCU	
	PCL	MCL	CAR	LGV	HGV	BUS	TOT		PCL	MCL	CAR	LGV	HGV	BUS	TOT		PCL	MCL	CAR	LGV	HGV	BUS	TOT		
16:00	0	0	33	0	0	0	33	33	0	0	26	1	0	0	27	27	0	0	3	1	0	0	4	4	4
16:15	0	1	22	0	0	0	23	22	0	0	23	2	0	0	25	25	0	0	2	0	0	1	3	3	4
16:30	1	0	24	0	0	0	25	24	0	0	25	0	0	0	25	25	0	0	4	0	0	0	4	4	4
16:45	0	0	17	0	0	0	17	17	0	0	27	0	0	0	27	27	0	0	2	0	0	0	2	2	2
H/TOT	1	1	96	0	0	0	98	97	0	0	101	3	0	0	104	104	0	0	11	1	0	1	13	14	
17:00	0	0	21	2	0	0	23	23	0	0	43	1	0	0	44	44	0	0	3	1	0	0	4	4	4
17:15	0	0	27	0	0	0	27	27	0	0	25	1	0	1	27	28	0	0	5	0	0	0	5	5	5
17:30	0	1	34	1	0	0	36	35	0	0	26	3	0	0	29	29	0	0	3	0	0	0	3	3	3
17:45	0	0	39	1	0	0	40	40	0	0	21	0	0	0	21	21	0	0	1	0	0	0	1	1	1
H/TOT	0	1	121	4	0	0	126	125	0	0	115	5	0	1	121	122	0	0	12	1	0	0	13	13	
18:00	0	0	34	0	1	0	35	36	0	0	30	0	0	0	30	30	0	0	4	1	0	0	5	5	5
18:15	0	0	29	2	0	0	31	31	0	0	45	1	0	0	46	46	0	0	3	0	0	0	3	3	3
18:30	0	0	24	0	0	0	24	24	0	0	26	2	0	0	28	28	0	0	3	1	0	0	4	4	4
18:45	0	0	17	2	0	0	19	19	0	0	40	1	0	0	41	41	0	0	4	0	0	0	4	4	4
H/TOT	0	0	104	4	1	0	109	110	0	0	141	4	0	0	145	145	0	0	14	2	0	0	16	16	
P/TOT	1	2	321	8	1	0	333	332	0	0	357	12	0	1	370	371	0	0	37	4	0	1	42	43	



TRAFFINOMICS LIMITED

**LIFFEY VALLEY TRAFFIC COUNTS
MANUAL CLASSIFIED JUNCTION TURNING COUNTS**

**SEPTEMBER 2021
TRA/21/148**

SITE: 03


DATE: 9th September 2021

LOCATION: Fonthill Road Roundabout

DAY: Thursday

TIME	MOVEMENT 12							TOT	PCU	MOVEMENT 13							TOT	PCU	MOVEMENT 14							TOT	PCU
	PCL	MCL	CAR	LGV	HGV	BUS	PCL			MCL	CAR	LGV	HGV	BUS	PCL	MCL			CAR	LGV	HGV	BUS					
07:00	0	0	0	0	0	0	0	0	0	0	0	2	1	0	0	3	3	0	0	2	0	0	0	2	2		
07:15	0	0	0	0	0	0	0	0	0	0	0	3	1	0	0	4	4	0	0	1	1	0	0	2	2		
07:30	0	0	0	0	0	0	0	0	0	0	0	3	0	0	0	3	3	0	0	2	3	1	0	6	7		
07:45	0	0	0	0	0	0	0	0	0	0	0	4	1	0	0	5	5	0	0	4	2	0	0	6	6		
H/TOT	0	0	0	0	0	0	0	0	0	0	0	12	3	0	0	15	15	0	0	9	6	1	0	16	17		
08:00	0	0	0	0	0	0	0	0	0	0	0	10	2	0	0	12	12	1	0	5	0	1	0	7	7		
08:15	0	0	0	0	0	0	0	0	0	0	0	1	0	0	0	1	1	0	0	3	2	2	0	7	9		
08:30	0	0	0	0	0	0	0	0	0	0	0	3	1	0	0	4	4	0	0	5	1	0	0	6	6		
08:45	0	0	0	0	0	0	0	0	0	1	0	4	0	0	0	5	4	0	0	11	2	3	0	16	19		
H/TOT	0	0	0	0	0	0	0	0	0	1	0	18	3	0	0	22	21	1	0	24	5	6	0	36	41		
09:00	0	0	0	0	0	0	0	0	0	0	0	14	1	0	0	15	15	0	0	6	3	0	0	9	9		
09:15	0	0	0	0	0	0	0	0	0	0	0	8	1	0	0	9	9	0	0	23	8	0	0	31	31		
09:30	0	0	0	0	0	0	0	0	0	0	0	10	3	0	0	13	13	0	0	26	1	4	0	31	35		
09:45	0	0	0	0	0	0	0	0	0	0	0	12	4	0	0	16	16	0	0	34	0	1	0	35	36		
H/TOT	0	0	0	0	0	0	0	0	0	0	0	44	9	0	0	53	53	0	0	89	12	5	0	106	111		
P/TOT	0	0	0	0	0	0	0	0	0	1	0	74	15	0	0	90	89	1	0	122	23	12	0	158	169		

TIME	MOVEMENT 12							TOT	PCU	MOVEMENT 13							TOT	PCU	MOVEMENT 14							TOT	PCU
	PCL	MCL	CAR	LGV	HGV	BUS	PCL			MCL	CAR	LGV	HGV	BUS	PCL	MCL			CAR	LGV	HGV	BUS					
16:00	0	0	0	0	0	0	0	0	0	0	0	49	5	0	1	55	56	1	0	88	4	0	0	93	92		
16:15	0	0	0	0	0	0	0	0	0	0	0	36	1	0	0	37	37	0	0	78	9	0	0	87	87		
16:30	0	0	0	0	0	0	0	0	0	2	0	35	1	0	0	38	36	0	1	97	7	2	0	107	108		
16:45	0	0	0	0	0	0	0	0	0	0	1	34	3	0	0	38	37	0	1	108	1	0	0	110	109		
H/TOT	0	0	0	0	0	0	0	0	0	2	1	154	10	0	1	168	167	1	2	371	21	2	0	397	397		
17:00	0	0	0	0	0	0	0	0	0	0	0	36	3	0	2	41	43	0	0	113	7	0	0	120	120		
17:15	0	0	0	0	0	0	0	0	0	0	0	34	3	0	0	37	37	0	0	103	5	0	0	108	108		
17:30	0	0	0	0	0	0	0	0	0	0	0	54	1	0	0	55	55	0	0	105	7	0	1	113	114		
17:45	0	0	0	0	0	0	0	0	0	0	0	62	3	0	0	65	65	0	0	94	1	0	0	95	95		
H/TOT	0	0	0	0	0	0	0	0	0	0	0	186	10	0	2	198	200	0	0	415	20	0	1	436	437		
18:00	0	0	0	0	0	0	0	0	0	0	0	38	3	0	0	41	41	0	0	82	1	1	0	84	85		
18:15	0	0	0	0	0	0	0	0	0	0	0	41	1	0	0	42	42	0	1	108	2	0	0	111	110		
18:30	0	0	0	0	0	0	0	0	0	0	0	34	0	0	0	34	34	1	0	106	1	1	0	109	109		
18:45	0	0	0	0	0	0	0	0	0	0	0	22	3	0	0	25	25	0	0	114	4	0	0	118	118		
H/TOT	0	0	0	0	0	0	0	0	0	0	0	135	7	0	0	142	142	1	1	410	8	2	0	422	423		
P/TOT	0	0	0	0	0	0	0	0	0	2	1	475	27	0	3	508	509	2	3	1196	49	4	1	1255	1257		



TRAFFINOMICS LIMITED

**LIFFEY VALLEY TRAFFIC COUNTS
MANUAL CLASSIFIED JUNCTION TURNING COUNTS**

**SEPTEMBER 2021
TRA/21/148**

SITE: 04


DATE: 9th September 2021

LOCATION: Liffey Valley Shopping Centre Roundabout

DAY: Thursday

TIME	MOVEMENT 1							TOT	PCU	MOVEMENT 2							TOT	PCU	MOVEMENT 3							TOT	PCU
	PCL	MCL	CAR	LGV	HGV	BUS	PCL			MCL	CAR	LGV	HGV	BUS	PCL	MCL			CAR	LGV	HGV	BUS					
07:00	0	0	0	1	0	0	1	1	0	0	0	0	0	0	0	0	0	0	0	1	0	0	1	1			
07:15	0	0	0	0	0	0	0	0	0	0	0	0	0	0	0	0	0	0	0	1	0	0	1	1			
07:30	0	0	2	0	0	0	2	2	0	0	0	0	0	0	0	0	0	0	1	0	0	1	1				
07:45	0	0	1	0	0	0	1	1	0	0	2	0	0	0	2	2	0	0	1	0	0	1	1				
H/TOT	0	0	3	1	0	0	4	4	0	0	2	0	0	2	2	0	0	4	0	0	4	4					
08:00	1	0	5	0	0	0	6	5	0	0	2	0	0	0	2	2	0	0	4	0	0	4	4				
08:15	0	0	2	0	0	0	2	2	0	0	2	0	0	0	2	2	0	0	1	0	0	1	1				
08:30	0	0	4	0	0	0	4	4	0	0	5	0	0	0	5	5	0	0	3	0	0	3	3				
08:45	0	0	4	0	0	0	4	4	0	0	3	0	0	0	3	3	0	0	1	0	1	2	3				
H/TOT	1	0	15	0	0	0	16	15	0	0	12	0	0	12	12	0	0	9	0	1	10	11					
09:00	0	0	4	2	0	0	6	6	0	0	6	1	0	0	7	7	0	0	1	0	0	1	1				
09:15	0	0	1	0	0	0	1	1	0	0	1	0	0	0	1	1	0	0	0	1	0	1	1				
09:30	0	0	3	0	0	0	3	3	0	0	2	0	0	0	2	2	0	0	1	0	0	1	1				
09:45	0	0	7	0	0	0	7	7	0	0	3	0	0	0	3	3	0	0	0	1	0	1	1				
H/TOT	0	0	15	2	0	0	17	17	0	0	12	1	0	13	13	0	0	2	2	0	4	4					
P/TOT	1	0	33	3	0	0	37	36	0	0	26	1	0	27	27	0	0	15	2	1	18	19					

TIME	MOVEMENT 1							TOT	PCU	MOVEMENT 2							TOT	PCU	MOVEMENT 3							TOT	PCU
	PCL	MCL	CAR	LGV	HGV	BUS	PCL			MCL	CAR	LGV	HGV	BUS	PCL	MCL			CAR	LGV	HGV	BUS					
16:00	0	0	8	0	0	0	8	8	0	0	2	0	0	0	2	2	0	0	2	0	0	2	2				
16:15	0	0	4	0	0	0	4	4	0	0	5	0	0	0	5	5	0	0	2	1	0	3	3				
16:30	0	0	4	0	0	0	4	4	0	0	3	0	0	0	3	3	0	0	2	0	0	2	2				
16:45	0	0	5	0	0	0	5	5	0	0	3	0	0	0	3	3	0	1	1	0	0	2	1				
H/TOT	0	0	21	0	0	0	21	21	0	0	13	0	0	13	13	0	1	7	1	0	9	8					
17:00	0	0	11	1	0	0	12	12	0	0	2	0	0	0	2	2	0	0	6	0	0	6	6				
17:15	0	0	3	0	0	0	3	3	0	0	4	0	0	0	4	4	0	0	4	0	0	4	4				
17:30	0	0	2	0	0	0	2	2	0	0	3	0	0	0	3	3	0	0	4	1	0	5	5				
17:45	0	0	3	0	0	0	3	3	0	0	3	0	0	0	3	3	0	0	3	0	0	3	3				
H/TOT	0	0	19	1	0	0	20	20	0	0	12	0	0	12	12	0	0	17	1	0	18	18					
18:00	0	0	2	0	0	0	2	2	0	0	6	0	0	0	6	6	0	0	1	0	0	1	1				
18:15	0	0	3	0	0	0	3	3	0	0	3	0	0	0	3	3	0	0	2	0	0	2	2				
18:30	0	0	2	1	0	0	3	3	0	0	3	0	0	0	3	3	0	0	2	0	0	2	2				
18:45	0	0	2	0	0	0	2	2	0	0	1	0	0	0	1	1	0	0	2	0	0	2	2				
H/TOT	0	0	9	1	0	0	10	10	0	0	13	0	0	13	13	0	0	7	0	0	7	7					
P/TOT	0	0	49	2	0	0	51	51	0	0	38	0	0	38	38	0	1	31	2	0	34	33					



TRAFFINOMICS LIMITED

**LIFFEY VALLEY TRAFFIC COUNTS
MANUAL CLASSIFIED JUNCTION TURNING COUNTS**

**SEPTEMBER 2021
TRA/21/148**

SITE: 04


DATE: 9th September 2021

LOCATION: Liffey Valley Shopping Centre Roundabout

DAY: Thursday

TIME	MOVEMENT 4							TOT	PCU	MOVEMENT 5							TOT	PCU	MOVEMENT 6							TOT	PCU
	PCL	MCL	CAR	LGV	HGV	BUS	PCL			MCL	CAR	LGV	HGV	BUS	PCL	MCL			CAR	LGV	HGV	BUS					
07:00	0	0	1	0	0	0	1	1	0	0	5	2	0	0	7	7	0	0	6	2	0	1	9	10			
07:15	0	0	5	0	0	0	5	5	2	0	10	4	0	0	16	14	0	0	5	2	0	0	7	7			
07:30	0	0	1	1	0	0	2	2	0	0	7	2	0	0	9	9	0	0	11	3	1	0	15	16			
07:45	0	0	0	0	0	0	0	0	0	0	10	1	1	0	12	13	0	0	13	0	0	0	13	13			
H/TOT	0	0	7	1	0	0	8	8	2	0	32	9	1	0	44	43	0	0	35	7	1	1	44	46			
08:00	0	0	6	0	0	0	6	6	1	0	8	2	1	0	12	12	0	0	19	5	0	0	24	24			
08:15	0	0	8	0	0	0	8	8	0	0	8	2	0	1	11	12	0	0	32	3	0	0	35	35			
08:30	0	0	4	1	0	0	5	5	1	0	18	2	0	0	21	20	0	0	47	4	0	0	51	51			
08:45	1	0	5	0	0	0	6	5	0	0	15	0	1	0	16	17	0	1	77	3	0	0	81	80			
H/TOT	1	0	23	1	0	0	25	24	2	0	49	6	2	1	60	61	0	1	175	15	0	0	191	190			
09:00	0	0	0	1	0	0	1	1	0	0	18	2	0	0	20	20	0	0	85	2	0	1	88	89			
09:15	0	0	3	2	0	0	5	5	0	0	49	2	1	0	52	53	0	0	96	4	1	0	101	102			
09:30	0	0	2	0	0	0	2	2	0	0	45	1	0	0	46	46	0	0	123	7	0	0	130	130			
09:45	0	0	1	1	0	0	2	2	0	0	60	5	1	0	66	67	0	0	118	4	2	1	125	128			
H/TOT	0	0	6	4	0	0	10	10	0	0	172	10	2	0	184	186	0	0	422	17	3	2	444	449			
P/TOT	1	0	36	6	0	0	43	42	4	0	253	25	5	1	288	291	0	1	632	39	4	3	679	685			

TIME	MOVEMENT 4							TOT	PCU	MOVEMENT 5							TOT	PCU	MOVEMENT 6							TOT	PCU
	PCL	MCL	CAR	LGV	HGV	BUS	PCL			MCL	CAR	LGV	HGV	BUS	PCL	MCL			CAR	LGV	HGV	BUS					
16:00	0	0	11	0	0	0	11	11	0	0	31	0	0	0	31	31	0	0	105	10	0	0	115	115			
16:15	0	0	11	1	0	1	13	14	0	0	35	0	1	0	36	37	0	0	105	2	0	0	107	107			
16:30	0	0	3	0	0	0	3	3	0	0	32	1	0	0	33	33	0	0	121	5	0	0	126	126			
16:45	0	0	3	0	0	0	3	3	0	0	40	2	0	0	42	42	0	1	135	5	0	1	142	142			
H/TOT	0	0	28	1	0	1	30	31	0	0	138	3	1	0	142	143	0	1	466	22	0	1	490	490			
17:00	0	0	7	1	0	0	8	8	0	0	42	2	0	0	44	44	0	1	120	5	0	0	126	125			
17:15	0	0	6	0	0	0	6	6	0	0	57	0	0	0	57	57	0	0	110	8	1	0	119	120			
17:30	0	0	8	1	0	0	9	9	0	0	49	2	0	0	51	51	0	0	107	9	1	0	117	118			
17:45	0	0	18	3	0	0	21	21	0	0	41	0	0	0	41	41	0	0	123	3	0	0	126	126			
H/TOT	0	0	39	5	0	0	44	44	0	0	189	4	0	0	193	193	0	1	460	25	2	0	488	489			
18:00	0	0	13	0	0	0	13	13	0	0	43	1	0	0	44	44	0	0	155	8	1	0	164	165			
18:15	0	0	6	0	0	0	6	6	0	2	54	2	0	0	58	57	0	0	127	7	0	0	134	134			
18:30	0	0	1	0	0	0	1	1	0	0	41	0	0	0	41	41	0	0	150	10	0	0	160	160			
18:45	0	0	3	0	0	0	3	3	0	0	52	0	1	0	53	54	0	0	147	7	0	0	154	154			
H/TOT	0	0	23	0	0	0	23	23	0	2	190	3	1	0	196	196	0	0	579	32	1	0	612	613			
P/TOT	0	0	90	6	0	1	97	98	0	2	517	10	2	0	531	532	0	2	1505	79	3	1	1590	1593			



TRAFFINOMICS LIMITED

**LIFFEY VALLEY TRAFFIC COUNTS
MANUAL CLASSIFIED JUNCTION TURNING COUNTS**

**SEPTEMBER 2021
TRA/21/148**

SITE: 04


DATE: 9th September 2021

LOCATION: Liffey Valley Shopping Centre Roundabout

DAY: Thursday

TIME	MOVEMENT 7							PCU	MOVEMENT 8							PCU	MOVEMENT 9							PCU
	PCL	MCL	CAR	LGV	HGV	BUS	TOT		PCL	MCL	CAR	LGV	HGV	BUS	TOT		PCL	MCL	CAR	LGV	HGV	BUS	TOT	
07:00	0	0	1	0	0	0	1	1	0	0	0	0	0	0	0	0	0	0	0	1	0	0	1	1
07:15	0	0	0	1	0	0	1	1	0	0	0	0	0	0	0	0	0	0	0	0	0	0	0	0
07:30	0	0	0	2	0	0	2	2	0	0	0	0	0	0	0	0	0	0	0	0	0	0	0	0
07:45	0	0	2	1	0	0	3	3	0	0	0	0	0	0	0	0	0	0	0	0	0	0	0	0
H/TOT	0	0	3	4	0	0	7	7	0	0	0	0	0	0	0	0	0	0	1	0	0	1	1	
08:00	0	0	0	0	1	0	1	2	0	0	0	0	0	0	0	0	0	0	0	0	0	0	0	0
08:15	0	0	0	1	2	0	3	5	0	0	0	0	0	0	0	0	0	0	0	0	0	0	0	0
08:30	0	0	2	0	0	0	2	2	0	0	2	0	0	0	2	2	0	0	1	0	0	0	1	1
08:45	0	0	3	2	0	0	5	5	0	0	0	0	0	0	0	0	0	0	0	0	0	0	0	0
H/TOT	0	0	5	3	3	0	11	14	0	0	2	0	0	0	2	2	0	0	1	0	0	1	1	
09:00	0	0	3	0	0	0	3	3	0	0	1	0	0	0	1	1	0	0	0	0	0	0	0	0
09:15	0	0	5	1	0	0	6	6	0	0	0	0	0	0	0	0	0	0	0	0	0	0	0	0
09:30	0	0	9	0	2	0	11	13	0	0	0	0	0	0	0	0	0	0	1	0	0	0	1	1
09:45	0	0	15	1	1	0	17	18	0	0	1	0	0	0	1	1	0	0	1	0	0	0	1	1
H/TOT	0	0	32	2	3	0	37	40	0	0	2	0	0	0	2	2	0	0	2	0	0	2	2	
P/TOT	0	0	40	9	6	0	55	61	0	0	4	0	0	0	4	4	0	0	3	1	0	4	4	

TIME	MOVEMENT 7							PCU	MOVEMENT 8							PCU	MOVEMENT 9							PCU
	PCL	MCL	CAR	LGV	HGV	BUS	TOT		PCL	MCL	CAR	LGV	HGV	BUS	TOT		PCL	MCL	CAR	LGV	HGV	BUS	TOT	
16:00	0	0	30	2	0	1	33	34	0	0	1	0	0	0	1	1	0	0	0	0	0	0	0	0
16:15	0	0	29	1	0	0	30	30	0	0	0	0	0	0	0	0	0	0	1	0	0	0	1	1
16:30	1	1	26	1	0	0	29	28	0	0	1	0	0	0	1	1	0	0	4	1	0	0	5	5
16:45	0	0	32	2	0	0	34	34	0	0	0	0	0	0	0	0	0	0	4	0	0	0	4	4
H/TOT	1	1	117	6	0	1	126	126	0	0	2	0	0	0	2	2	0	0	9	1	0	0	10	10
17:00	0	0	31	4	0	1	36	37	0	0	1	0	0	0	1	1	0	0	3	0	0	0	3	3
17:15	0	0	23	2	0	0	25	25	0	0	1	0	0	0	1	1	0	0	1	0	0	0	1	1
17:30	0	0	35	2	0	1	38	39	0	0	2	0	0	0	2	2	0	0	3	0	0	0	3	3
17:45	0	0	39	2	0	0	41	41	0	0	3	0	0	0	3	3	0	0	2	0	0	0	2	2
H/TOT	0	0	128	10	0	2	140	142	0	0	7	0	0	0	7	7	0	0	9	0	0	0	9	9
18:00	0	0	27	0	1	0	28	29	0	0	0	0	0	0	0	0	0	0	2	0	0	0	2	2
18:15	0	0	31	1	0	0	32	32	0	0	2	0	0	0	2	2	0	0	3	0	0	0	3	3
18:30	0	0	39	0	0	0	39	39	0	0	0	0	0	0	0	0	0	0	5	0	0	0	5	5
18:45	0	0	25	1	0	0	26	26	0	0	0	0	0	0	0	0	0	0	3	0	0	0	3	3
H/TOT	0	0	122	2	1	0	125	126	0	0	2	0	0	0	2	2	0	0	13	0	0	0	13	13
P/TOT	1	1	367	18	1	3	391	394	0	0	11	0	0	0	11	11	0	0	31	1	0	0	32	32



TRAFFINOMICS LIMITED

**LIFFEY VALLEY TRAFFIC COUNTS
MANUAL CLASSIFIED JUNCTION TURNING COUNTS**

**SEPTEMBER 2021
TRA/21/148**

SITE: 04

DATE: 9th September 2021

LOCATION: Liffey Valley Shopping Centre Roundabout

DAY: Thursday

TIME	MOVEMENT 10							PCU	MOVEMENT 11							PCU	MOVEMENT 12							PCU	
	PCL	MCL	CAR	LGV	HGV	BUS	TOT		PCL	MCL	CAR	LGV	HGV	BUS	TOT		PCL	MCL	CAR	LGV	HGV	BUS	TOT		
07:00	1	0	0	0	0	0	1	0	0	0	2	1	0	0	3	3	0	0	0	0	0	0	0	0	0
07:15	0	0	0	0	0	0	0	0	0	0	3	1	0	0	4	4	0	0	0	0	0	0	0	0	0
07:30	0	0	0	0	0	0	0	0	0	0	4	1	1	0	6	7	0	0	0	0	0	0	0	0	0
07:45	0	0	0	0	0	0	0	0	0	0	5	2	0	0	7	7	0	0	2	0	0	0	2	2	2
H/TOT	1	0	0	0	0	0	1	0	0	0	14	5	1	0	20	21	0	0	2	0	0	0	2	2	2
08:00	0	0	0	1	0	0	1	1	1	0	11	2	0	0	14	13	0	0	1	0	0	0	1	1	1
08:15	0	0	1	0	0	0	1	1	0	0	3	1	0	0	4	4	0	0	1	0	0	0	1	1	1
08:30	0	0	0	0	0	0	0	0	0	0	3	2	0	0	5	5	0	0	1	0	0	0	1	1	1
08:45	0	0	1	0	0	0	1	1	1	0	11	0	2	0	14	15	0	0	1	0	0	0	1	1	1
H/TOT	0	0	2	1	0	0	3	3	2	0	28	5	2	0	37	37	0	0	4	0	0	0	4	4	4
09:00	0	0	2	0	0	0	2	2	0	0	16	4	0	0	20	20	0	0	2	0	0	0	2	2	2
09:15	0	0	4	0	0	0	4	4	0	0	26	7	0	0	33	33	0	0	0	0	0	0	0	0	0
09:30	0	0	2	0	1	0	3	4	0	0	26	4	2	0	32	34	0	0	0	1	0	0	1	1	1
09:45	0	0	7	0	0	0	7	7	0	0	31	2	0	0	33	33	0	0	3	0	0	0	3	3	3
H/TOT	0	0	15	0	1	0	16	17	0	0	99	17	2	0	118	120	0	0	5	1	0	0	6	6	6
P/TOT	1	0	17	1	1	0	20	20	2	0	141	27	5	0	175	178	0	0	11	1	0	0	12	12	12

TIME	MOVEMENT 10							PCU	MOVEMENT 11							PCU	MOVEMENT 12							PCU	
	PCL	MCL	CAR	LGV	HGV	BUS	TOT		PCL	MCL	CAR	LGV	HGV	BUS	TOT		PCL	MCL	CAR	LGV	HGV	BUS	TOT		
16:00	0	0	5	1	0	0	6	6	1	0	105	7	0	0	113	112	0	0	7	0	0	0	7	7	7
16:15	0	0	9	1	0	0	10	10	0	0	83	8	0	0	91	91	0	0	6	0	0	0	6	6	6
16:30	0	0	16	3	0	0	19	19	1	0	104	7	2	0	114	115	0	0	3	0	0	0	3	3	3
16:45	0	0	11	0	0	0	11	11	0	1	109	2	0	0	112	111	0	0	5	0	0	0	5	5	5
H/TOT	0	0	41	5	0	0	46	46	2	1	401	24	2	0	430	430	0	0	21	0	0	0	21	21	21
17:00	1	0	35	0	0	0	36	35	0	0	112	6	0	1	119	120	0	0	9	0	0	0	9	9	9
17:15	0	0	7	0	0	0	7	7	0	0	110	6	0	0	116	116	0	0	5	0	0	0	5	5	5
17:30	0	0	13	0	0	0	13	13	0	0	120	5	0	0	125	125	0	0	9	0	0	0	9	9	9
17:45	0	0	14	1	0	0	15	15	0	0	114	2	0	0	116	116	0	0	6	0	0	0	6	6	6
H/TOT	1	0	69	1	0	0	71	70	0	0	456	19	0	1	476	477	0	0	29	0	0	0	29	29	29
18:00	0	0	10	0	0	0	10	10	0	0	92	4	0	0	96	96	0	0	8	2	0	0	10	10	10
18:15	0	0	8	0	0	0	8	8	0	1	116	2	0	0	119	118	0	0	4	0	0	0	4	4	4
18:30	0	0	7	2	0	0	9	9	1	0	99	1	1	0	102	102	0	0	1	0	0	0	1	1	1
18:45	0	0	10	1	0	0	11	11	0	0	109	6	0	0	115	115	0	0	5	1	0	0	6	6	6
H/TOT	0	0	35	3	0	0	38	38	1	1	416	13	1	0	432	432	0	0	18	3	0	0	21	21	21
P/TOT	1	0	145	9	0	0	155	154	3	2	1273	56	3	1	1338	1338	0	0	68	3	0	0	71	71	71

