Soft Landscape Plan
sc 1:250

Reference Images

Ornamental Planting Mixture

Myrtus communis

Rowan Tree



Ornamental Shrub - May Bush



Malus domestica

Betula pubescens

Arbutus unedo



Corylus avellana

Quercus petraea



Quercus robur

Tree planting throughout the scheme has been selected to blend the development in to its surrounding environs and create focal points within the development. The tree species selected will maximise food and nectar sources for birds and invertebrates. Trees will be planted as Standard and Heavy Standard to provide a reasonable degree of instant maturity to the development. All trees shall be planted between the months of Nov and March. The trees shall be purchased from a reputable nursery as rootball specimens and final order to be agreed by Landscape Architect; The trees shall be planted on delivery. If this is not possible due to weather conditions (wet or frosty), the plants must be healed in. Maintenance Watering is essential during the first 2 growing seasons regardless of the weather conditions - 1000Lt / Tree/ Month.

Methodology and Guidance Notes: The tree pit should have a diameter at least 100mm greater than that of the root system, with the depth not exceeding the rootball. Any glazed or smeared sides caused by digging shall be scarified with the use of a fork. The tree will be positioned in the centre of the planting pit at the correct depth, taking into account the root flare and finished level. Prior to backfilling the hessian twine/wire cage supporting the rootball shall be loosened or removed. Backfilling shall be carried out in layers of 150mm, ensuring the tree is held upright. At each stage the fill will be carefully firmed in to eliminate air pockets under and around the root system. The final layer of backfill will not be consolidated, but should be of a sufficient depth to allow for settlement and mulching. Formative pruning should be carried out if required, removing dead, damaged, crossing or diseased branches. Refer to Tree planting specification for tree anchoring system. All trees planting operation will be carried in accordance with BS8545:2014 Trees: from nursery to independence in the landscape -Recommendations.

Trees and Multi-Stem trees

Code	Scientific name	Common name	Size	Quantity
Bp	*Betula pubescens*^	Downy Birch	r/b, 4x trpt 20-25cm girth	9
Bpe	*Betula pendula* *^	Silver Birch	r/b, 3x trpt 28-20cm girth	8
Ca	Corylus avellana *^	Hazel	r/b, 4x trpt 20-25cm girth	3
Qp	Quercus palustris *^	Spanish Oak	r/b, 4x trpt 20-25cm girth	2
Qr	Quercus robur *^	Oak	r/b, 4x trpt 20-25cm girth	15
Sa	Sorbus aucuparia *^	Rowan	r/b, 4x trpt 20-25cm girth	7
Au	Arbutus unedo *^	Strawberry tree	m/s, c/g 50L, 3.5m tall	11

Fruit Trees

Code	Scientific name	Common name	Size	Quantity
Pc	*Pyrus chantiller*	Pyrus tree	r/b 8-10cm gt.	2
Md	*Malus domestica* *^	Apple tree	r/b 8-10cm gt.	6
Pd	*Prunus domestica*	Common Plum	r/b 8-10cm gt.	2
Pa	*Prunus avium*^	Cherry tree	r/b 20-25cm gt.	6

Ornamental Planting Mixture (300mm topsoil depth) - **619.25 sq.m**

Scientific name	Common name	Size	Quantities
Aster 'Little Carlow' ^	Michaelmas daisy	c/g 2L	165
Astrantia major ^	Great masterwort	c/g 2L	165
Calamagrostis 'Karl Foerster' ^	Feather reed grass	c/g 2L	165
Echinacea purpurea ^	Purple coneflower	c/g 2L	165
Eupatorium maculatum ^	Spotted joe-pyeweed	c/g 2L	165
Persicaria amplexicaulis ^	Red bistort	c/g 2L	165
Phlomis species *^	Sage	c/g 2L	165
Rudbeckia 'Goldstrum' ^	Yellow Storm	c/g 2L	165
Veronicastrum virginicum ^	Culver's root	c/g 2L	165
Myrtus communis *^	Myrtle	c/g 25L	15
Spirea Cantoniensis	May Bush	c/g 25L	15

Wildflower Meadow Mix - 332.6 sq.m (@5gr per sq.m)

M1 An appropriate dry meadow type with wildflowers for these areas would simulate NVC type MG5.

Appropriate herbs for this type of meadow include:

Agrostis capillaris, anthoxanthum odoratu, centaura nigra, cynosurus cristatus, pestuca rubra, galium verum, leontodon autumnalis, leontodon hispidus, leucanthemum vulgaris, lotus corniculatus, pimpinella saxifraga, plantago lanceolata, poa pratensis, primula veris, trifolium pratense, ranunculus acris, ranunculus bulbosus, rhinanthus minor, rumex acetosa

Amenity Grass Area - 254.7 sq.m (@300mm topsoil depth)

G Cobum's Low Maintenance seed at 300mm topsoil depth

Native Hedgerow Mixture - 126 lin.m (@450mm topsoil depth)

Scientific name	Common name	Size	Quantity
Crataegus monogyyna*^	Hawthorn	c/g 2L 20-40cm ht.	33
Prunus spinosa*^	Blackthorn	c/g 2L 20-40cm ht.	33
Ilex aquifolium*^	Holly	c/g 2L 20-40cm ht.	33
Rosa canina^	Dog Rose	c/g 2L 20-40cm ht.	33

* **Species Native to Ireland**

^ **Plants for Pollinators**

These plants will provide nectar and pollen for bees and the many other types of pollinating insects.

All selected species have an ornamental, native biodiversity or pollinator-stimulating purpose. Selection is based on the **"All Ireland pollinator Plan".**

D1 Hedge planting
sc 1:50

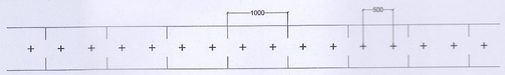

NOTE: All hedges shall be planted at a density of 3 plants per linear meter in a single row. Where indicated, hedges shall be planted at a density of 6 plants per linear meter in a double staggered row, with 3 plants per linear meter in each row and 400mm between rows.

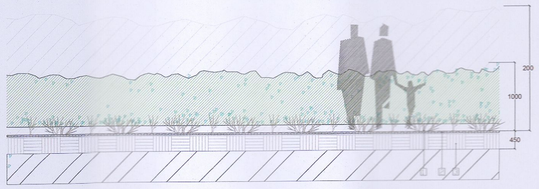

HEDGING
1 - Planting species
2 - Bark mulch
3 - Good quality topsoil to BS 3882 and slow release fertiliser (e.g. Sierrablen Flora or similiar and approved)
4 - Water proof layout

NOTE: Screen hedge to be planted as per planting schedule. Plants shall be 1m tall, and be shall conform to BS 3936 - Part 1: Nursery stock specification for trees and shrubs. Planting strip to be 700mm wide x 450mm deep with cultivated and evenly incorporated organic manure 100mm layer over area of strip, fertiliser 35g. 50mm depth bark mulch dressing on completion of planting

D2 Constructed tree pit
sc 1:50

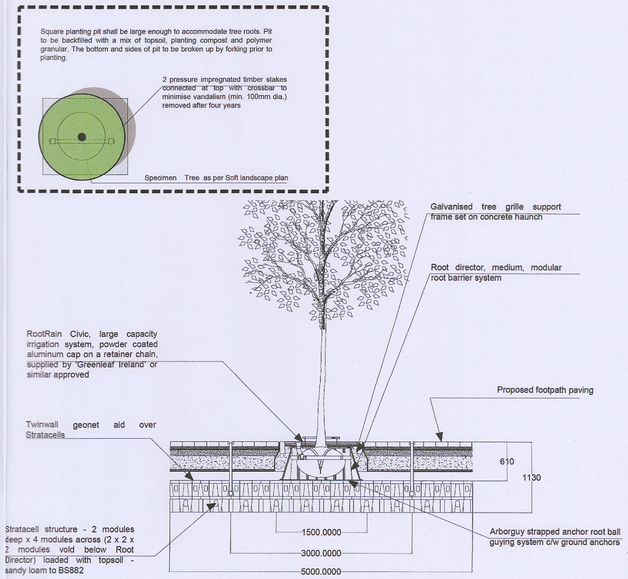

D3 Standard tree planting
sc 1:50

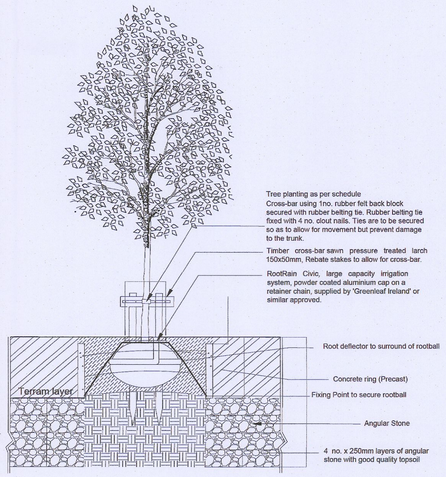

D4 Ornamental planting mixture standard plating grid
sc 1:50

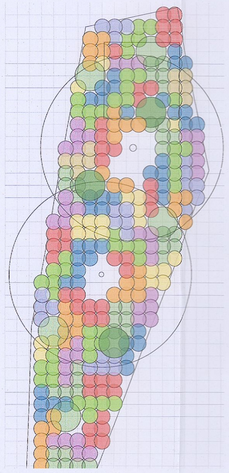

- *Veronicastrum virginicum* ^, Culver's root
- *Aster 'Little Carlow'* ^, Michaelmas daisy
- *Calamagrostis 'Karl Foerster'* ^, Feather reed grass
- *Echinacea purpurea* ^, Purple coneflower
- *Eupatorium maculatum* ^, Spotted joe-pyeweed
- *Persicaria amplexicaulis* ^, Red bistort
- *Phlomis species* *^, Sage
- *Rudbeckia 'Goldstrum'* ^,Yellow Storm
- *Myrtus communis* *^ (Myrtle)
- *Spirea Cantoniensis* (may Bush)

gannon + associates

+ 087 910 1600
+ info@gannonandassociates.ie
+Terenure Enterprise Centre
17 Rathfarnham Road, D6W

REV	DATE	REVISION	DRAWN	CHECKED
G	14/12/2022	FI - Site layout updated	AP	JG
F	05/12/2022	Issued for Further Information R.	AP	JG
E	11/08/2022	LP issued for Planning	AP	JG

CLIENT
Riverside Projects Limited

PROJECT TITLE
Tay Lane, Rathcoole Age-Friendly Development

PROJECT ARCHITECT
PAC studio
architecture + environments

SHEET TITLE
Soft Landscape Plan

SHEET NO.	SHEET SIZE
21149_LP_SLP	A1
SCALE	**REVISION**
1:250	G
STAGE	**DATE**
Further Information	December 2022

IRISH LANDSCAPE INSTITUTE
Copyright Gannon and Associates, 2022