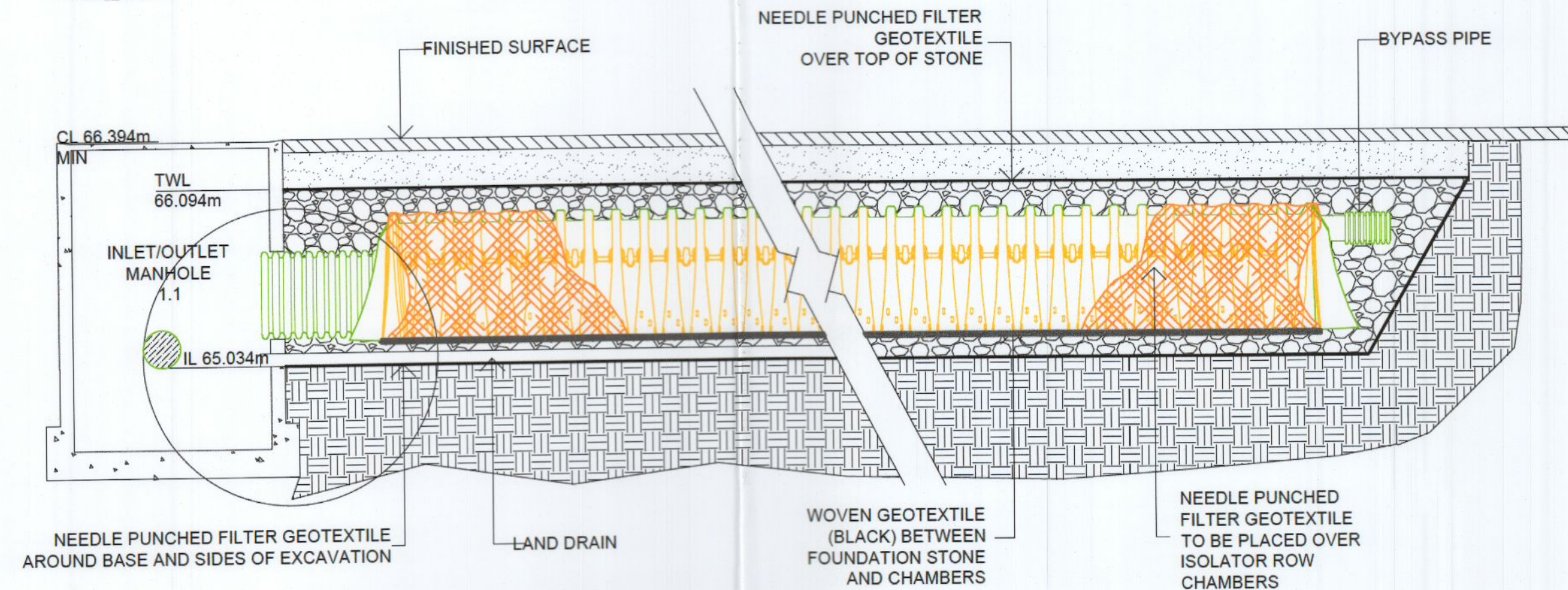
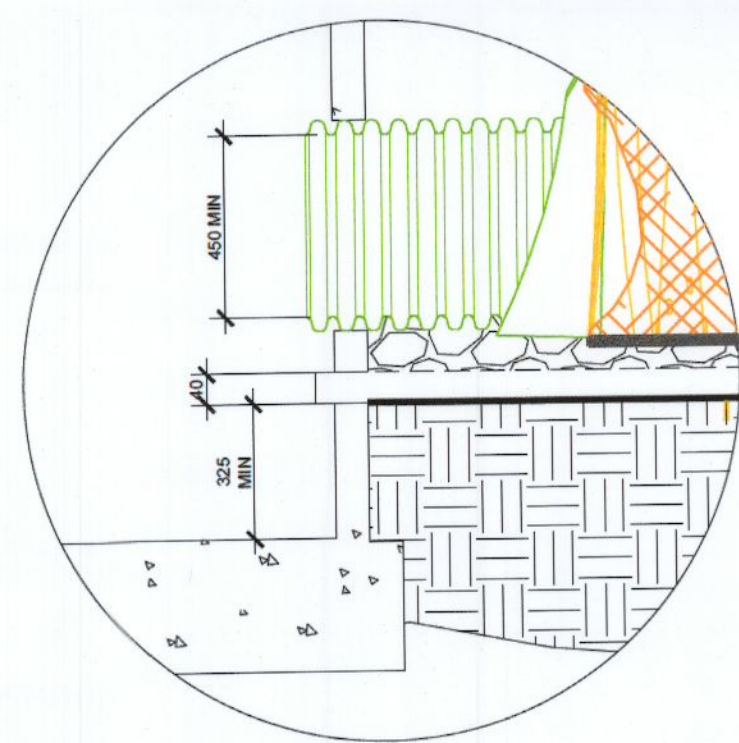
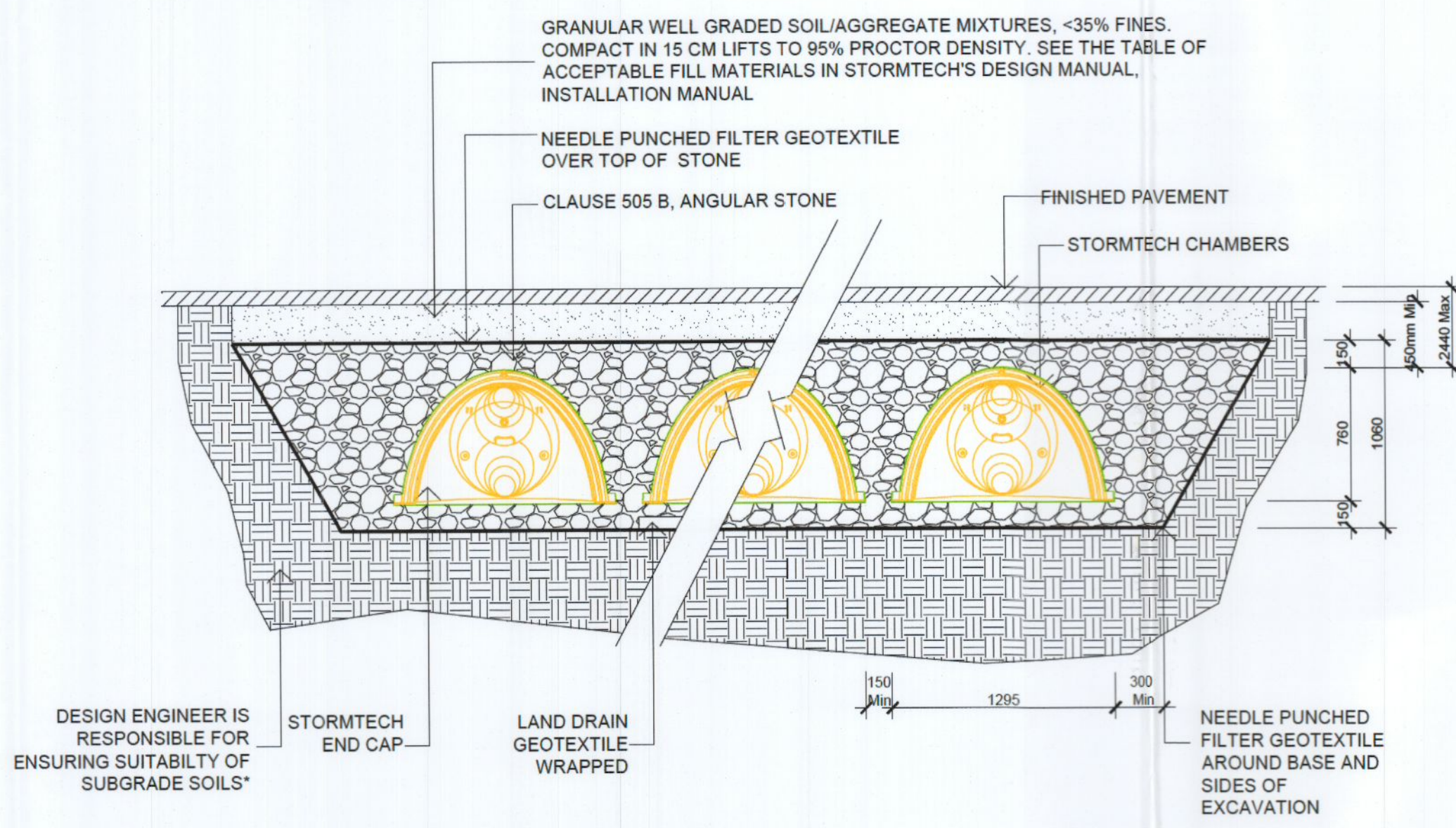


**PROPOSED CHAMBER LAYOUT PLAN**  
not to scale

**Notes:**  
1. Refer to Drawing No. 22\_112-CSE-00-XX-DR-C-2110 for proposed surface water drainage layout plan.



**STORMTECH ISOLATOR™ ROW CROSS SECTION DETAIL B-B**  
not to scale



**STORMTECH CHAMBER CROSS SECTION DETAIL A-A**  
not to scale

REV	DATE	DESCRIPTION	DRN	ENG	CHK	APP
P03	09/12/22	PLANNING ISSUE	LT	CD	CD	HF
P02	14/10/22	PLANNING ISSUE	LT	CD	CD	HF
P01	02/09/22	DRAFT PLANNING ISSUE	LT	CD	CD	HF

ANY UNAUTHORIZED USE OR REPRODUCTION OF THIS DOCUMENT IN WHOLE OR IN PART IS PROHIBITED. DELETE THIS DOCUMENT IF YOU HAVE RECEIVED IT IN ERROR

MECHANICAL & ELECTRICAL ENGINEER	CIVIL & STRUCTURAL ENGINEER
<b>KAVANAGH TUIE ARCHITECTS</b>	<b>BB7</b>
<b>CUNDALL</b>	OTHER ENGINEER

Clifton Scannell Emerson Associates  
Clifton Scannell Emerson Associates Limited  
Consulting Engineers, 2nd Floor The Heights, Station Road, Fintona, Co. Wick, Ireland. Tel: 00353 (0) 46 912 2222. E: info@csesa.ie, www.csesa.ie

BB7 Fire & Security Consulting  
Unit 2, Mount Pleasant Business Centre, Ranelagh, Dublin, D06 R172. E: info@bb7.ie, www.bb7.ie

Cundall Engineering Limited  
17 St Stephen's Green, Dublin, D02 R027, Ireland  
T: +353 (0) 1 453 1234. E: info@cundall.com, www.cundall.com

PROJECT: Unit 1, M50 Business Park

TITLE: PROPOSED SURFACE WATER ATTENUATION SYSTEM GENERAL ARRANGEMENT (SHEET 3 OF 3)

DRAWING NO.: 22\_112-CSE-00-XX-DR-C-2114

SCALE: A1 NOT TO SCALE

AGILE No.: REV: PD3