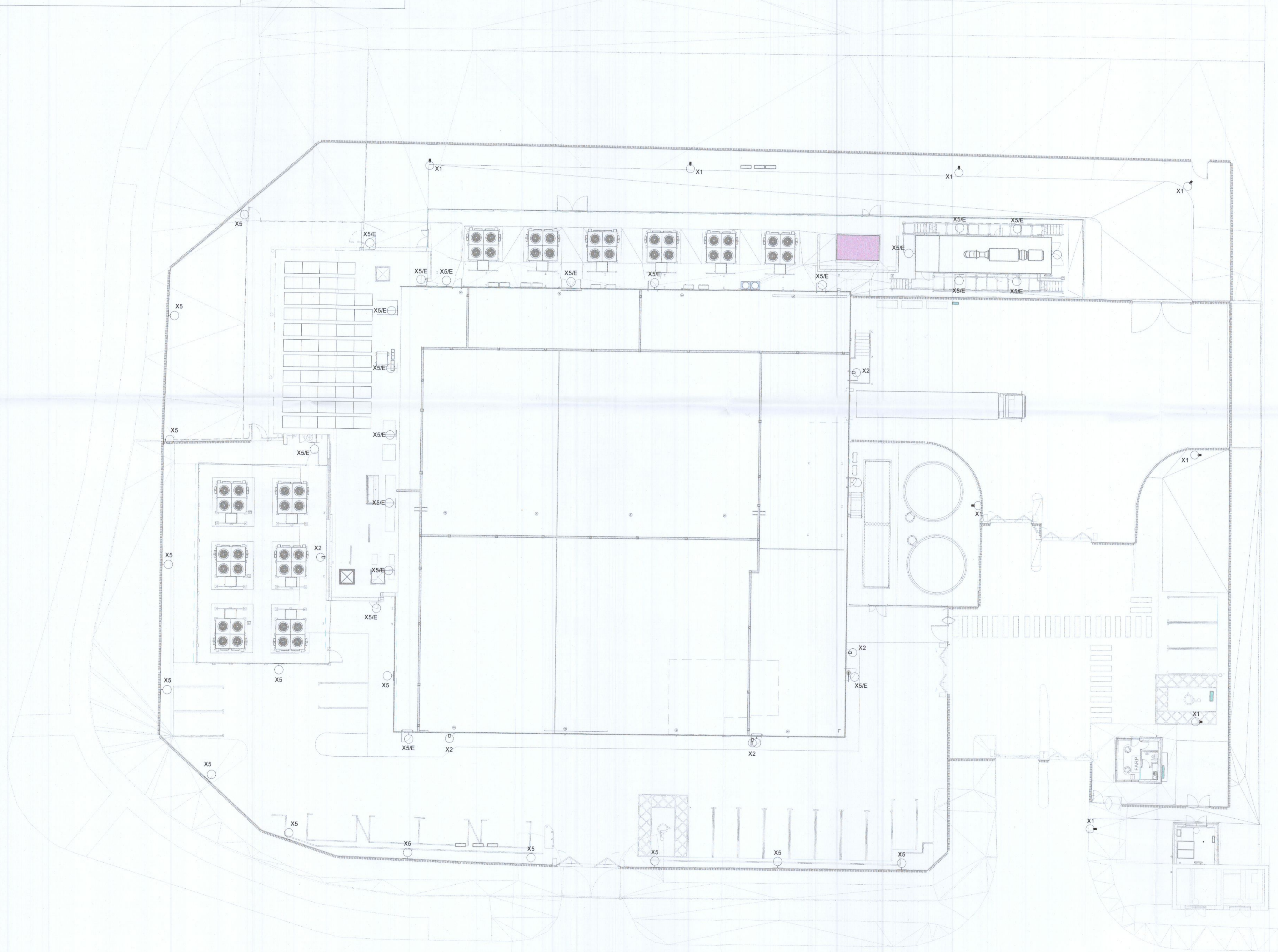





Lighting Fixture Schedule

Type Mark	Luminaire Legend Description	Luminaire Legend Location
<varies>	<varies>	<varies>
E1	THORLUX EFF17490 FIREFLY AREA LED DOWNLIGHTER 2W LED	OFFICE SPACES
E2	THORLUX EFF17493 FIREFLY SURFACE SQUARE BODY AREA LED DOWNLIGHTER 3W LED	DH, CORRIDORS, PLANT SPACES
L1	THORLUX KB16102L KANBY LED CONTROLLER WIDE BODY - 63W - 4000K	DH AVENUES, PLANT ROOMS
L2	THORLUX KB16106 KANBY LED CONTROLLER NARROW BODY - 37W - 4000K	DH AVENUES, CRAC GALLERIES
L3	THORLUX HI19724 HI-STYLE LED - 24W 4000K 600x600	OFFICE AREAS
L4	THORLUX THORPROOF LED 30W TP19773	FALLOW SPACE
L4/E	THORLUX THORPROOF LED 30W EMERGENCY ETP19773	FALLOW SPACE
L5/E	OVIX LED 24W 4000K EMERGENCY EOV19285	STAIRCORES
X1	TRT Lighting Ltd. AS48 LED 80W GA2 4000K FG MOUNTED AT 6M	MOUNTED ON 6m COLUMN
X2	TRT Lighting Ltd. AS48 LED 65W GA2 4000K FG MOUNTED AT 6M	MOUNTED ON BUILDING FACADE
X5	THORLUX MER19104, MERCIAN 26W LED. FINAL MOUNTING HEIGHT TO BE AGREED ON SITE WITH ADSIL ENGINEERING	EXTERNAL FENCE
X5/E	THORLUX EMR19104 MERCIAN 26W LED WITH INTEGRAL EMERGENCY CONTROL GEAR. SWITCHING TO BE CONTROLLED BY STANDALONE PHOTOCELL. FINAL MOUNTING HEIGHT TO BE AGREED ON SITE WITH ADSIL ENGINEERING	EXTERNAL BULKHEAD



NOTES

LEGEND

-  LUMINAIRE MOUNTED ON 6m COLUMN (XX DENOTES LUMINAIRE TYPE)
-  LUMINAIRE MOUNTED ON BUILDING FACADE (XX DENOTES LUMINAIRE TYPE)
-  BULKHEAD TYPE LUMINAIRE MOUNTED ON FENCE/BUILDING FACADE (XX DENOTES LUMINAIRE TYPE)

REV.	DATE	DESCRIPTION	DRN	ENG	CHK	APP
C	14 DEC 22	ISSUED FOR PLANNING	DC	NK	JS	RP

MECHANICAL & ELECTRICAL ENGINEER	CIVIL & STRUCTURAL ENGINEER
ARCHITECT	FIRE ENGINEER
SECURITY ENGINEER	OTHER ENGINEER
PROJECT: DUB602	
TITLE: SITE LIGHTING LAYOUT	
DRAWING NO: E-1010	
A1 SCALE: As indicated	REV: C