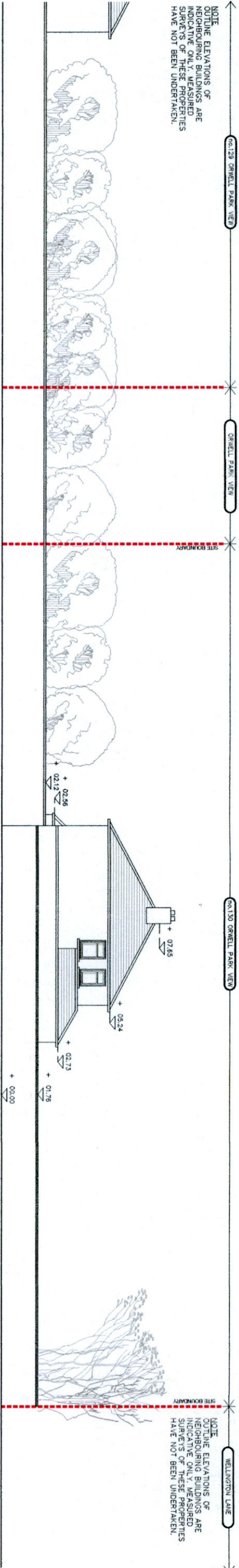
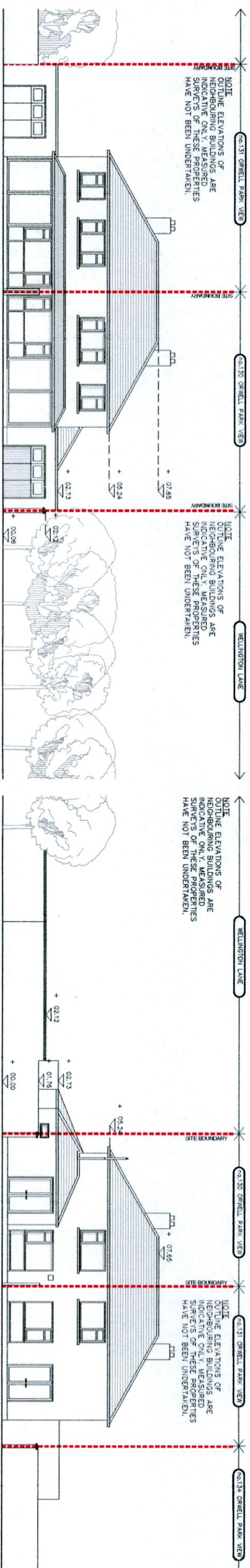


NOTE: OUTLINE ELEVATIONS OF NEIGHBOURING BUILDINGS ARE INDICATIVE ONLY. MEASURED SURVEYS OF THESE PROPERTIES HAVE NOT BEEN UNDERTAKEN.



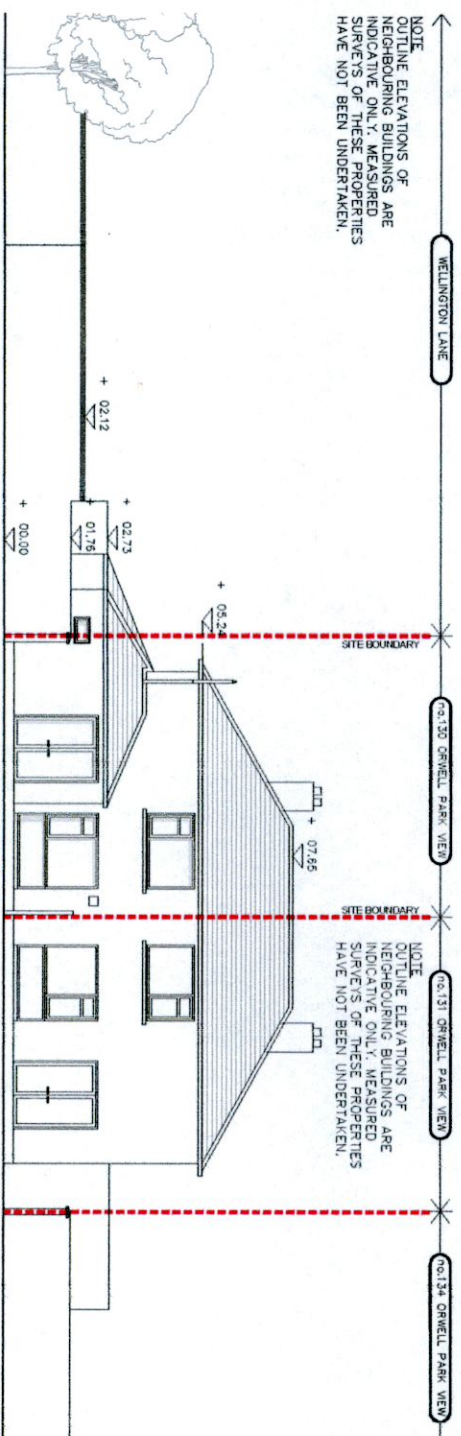
EXISTING SIDE ELEVATION (FROM WELLINGTON LANE)
scale 1:200

NOTE: OUTLINE ELEVATIONS OF NEIGHBOURING BUILDINGS ARE INDICATIVE ONLY. MEASURED SURVEYS OF THESE PROPERTIES HAVE NOT BEEN UNDERTAKEN.



EXISTING FRONT ELEVATION
scale 1:200

NOTE: OUTLINE ELEVATIONS OF NEIGHBOURING BUILDINGS ARE INDICATIVE ONLY. MEASURED SURVEYS OF THESE PROPERTIES HAVE NOT BEEN UNDERTAKEN.




EXISTING REAR ELEVATION
scale 1:200



Rdp ARCHITECTS
129 GEORGIAN VILLAGE
DUBLIN 15
IRELAND
M: 087 928 1852
E: roisin@rdparchitects.ie

PLANNING APPLICATION



PROJECT REF: DEVOLUTION OF EXISTING REAR EXTENSION & GARAGE AND SUBSEQUENT EXTENSION OF GROUND + FIRST FLOOR AT no.130 ORWELL PARK VIEW, DUBLIN 6 FOR LAURA FAULKNER AND PAUL COPELAND

DRAWING TITLE:	DATE:	SCALE:	PROJECT No.:
EXISTING ELEVATIONS	14.12.22	1:200	2209
LOCATION:	CAD FILE No.:	DRAWN BY:	DRAWING No.:
no.130 ORWELL PARK VIEW, DUBLIN 6	E-02	RP	E-02 0