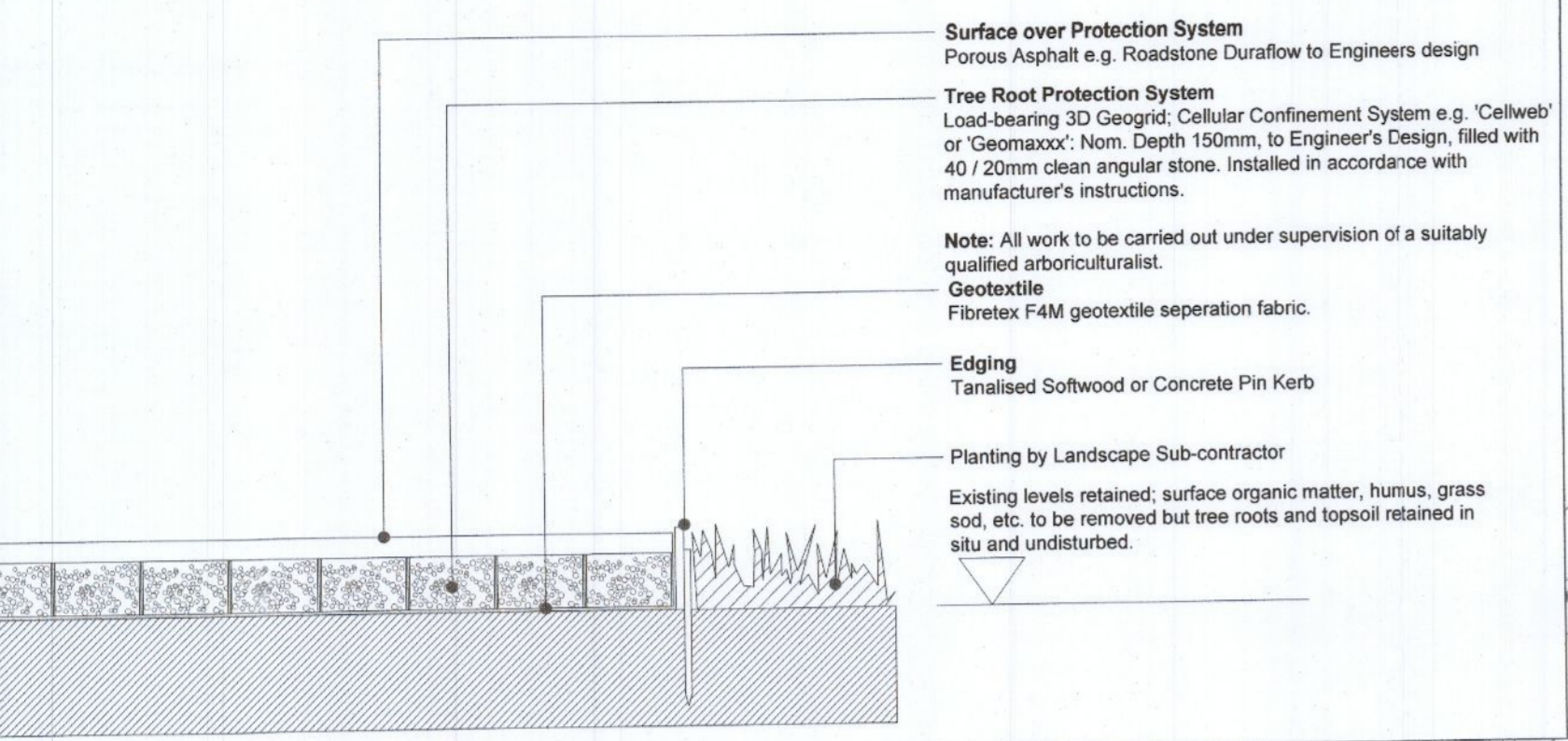


D1 No-dig Root Protection System-ALL AREAS IN ROOT PROTECTION AREA (RPA) OF RETAINED TREES  
 02 Scale 1:20



**LEGEND**

- Red Boundary Line
- Category A, B and C (A1, A2, A3, B1, B2, B3, C1, C2, C3) to be retained. Tree location and size is approximate. Trees to be retained to be determined on site.
- Category B (B1, B2, B3) to be removed. Trees to be removed selectively on site with approval from the arborist to facilitate the development.
- Category C (C1, C2, C3) to be removed. Trees to be removed selectively on site with approval from the arborist to facilitate the development.
- CATEGORY A (A1, A2, A3)  
 Those in high quality and value; in such condition as to be able to make a substantial contribution (a minimum of 40 years)
- CATEGORY B(B1, B2, B3)  
 Those of moderate quality and value; those in such a condition in order to make a significant contribution (a minimum of 20 years)
- CATEGORY C(C1, C2, C3)  
 Those of low quality and value; currently in an inadequate condition to remain until new planting could be established (a minimum of 10 years) or young trees with a stem diameter below 150mm
- CATEGORY U  
 Those in such a condition that any existing value would be lost within 10 years and which should, in the current context, be removed for reason of sound arboricultural management

- Existing tree canopy in 4 directions: north, south, east west. Based on dimensions from CMK's tree survey on 18.09.2016
- Root protection area
- Tree tag number
- Tree category based on BS:5837 2012 criteria
- Tree to be retained
- Trees to be removed

- No Dig Zone See Detail D1
- Tree Protection Fencing See Detail D2

**North Arrow**

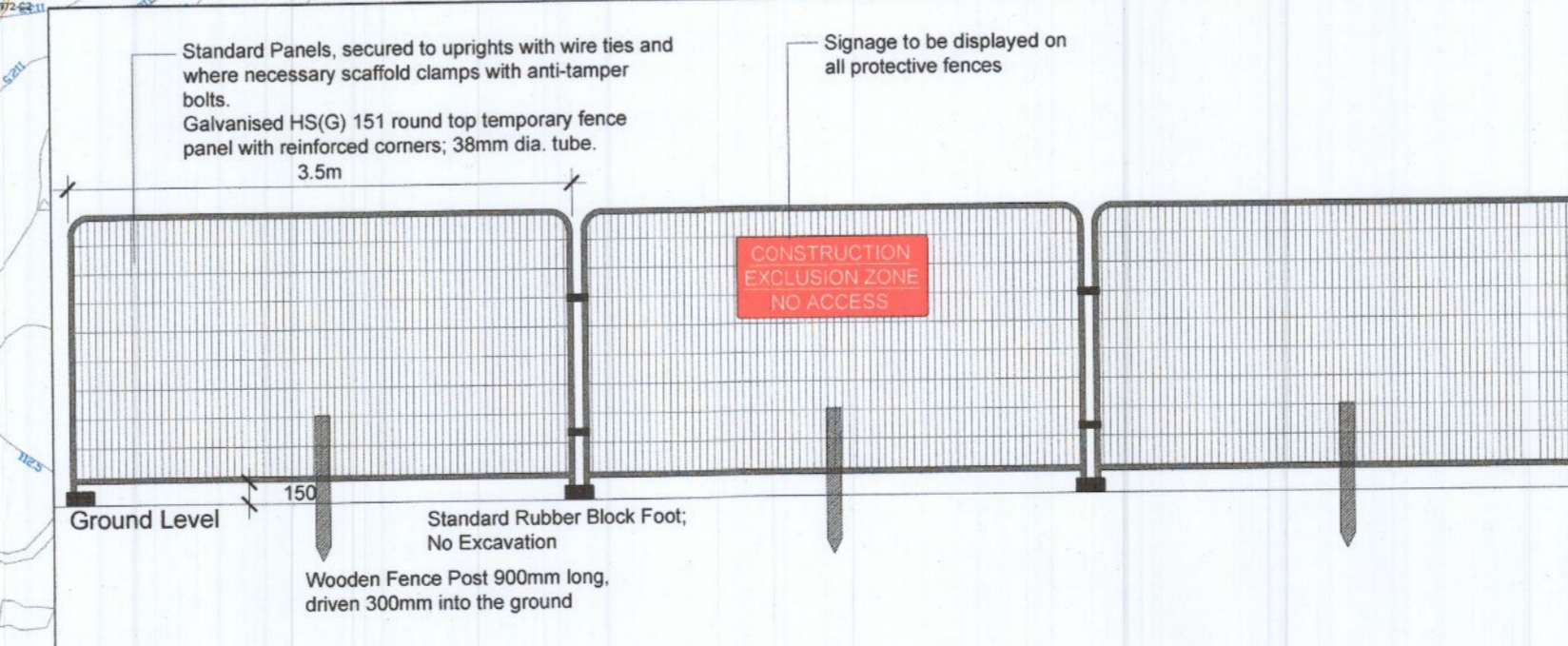
All Levels to Main Head  
 OS License no. CYAL5028139  
 Ordnance Survey Ireland/Government of Ireland.  
 OS Sheet Numbers: 3388-B, 3388-D, 3389-A, 3389-C

- This drawing is intended to show landscape architectural proposals only. Please refer to Architects and Engineers drawings for relevant details of buildings, structures, roads, parking etc.
- The copyright of this drawing is vested with Murray & Associates. This drawing may not be copied or reproduced without written consent.
- All materials referred to on this drawing, including plant species, are indicative and subject to change following detailed site investigation. Significant changes, if any are required, will be referred to the relevant authority for agreement.
- This drawing is not suitable for use for construction purposes.
- Discrepancies to be referred to Murray & Associates for clarification.

**murray & associates**  
 landscape architecture

15 The Seaport Building, 44-45 Clontarf Road, Dublin 3, D02 R9P2. [mail@murray-associates.com](mailto:mail@murray-associates.com) [www.murray-associates.com](http://www.murray-associates.com) +353 (0) 1 854 0090

D2 TREE PROTECTION FENCING  
 02 Scale 1:50



**TREE PROTECTIVE BARRIER - BS 5837:2012 TREES IN RELATION TO CONSTRUCTION**  
 Item Nos. 6.2 Technical Design and 7 Demolition and construction in proximity to existing trees

**TREE PROTECTION FENCING - BS 5837:2012** Trees in relation to design, demolition and construction

All tree protection works to be in accordance with BS 5837:2012 and approved by Contract Administrator / Project Arborist / Landscape Architect.

All trees to be retained on site are to be protected by effective fencing defining the Construction Exclusion Zone (CEZ). The fencing excludes construction activities from the Root Protection Area (RPA) which contains sufficient rooting volume to ensure the survival of the tree.

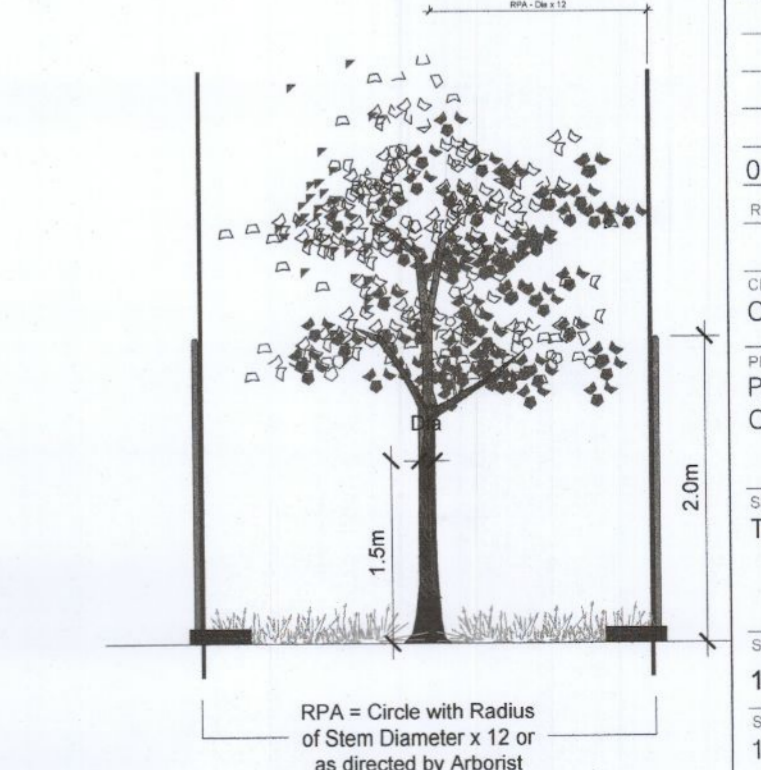
Fencing is to be installed before any materials or machinery are brought onto the site and before any demolition or development commences.

Once erected, fencing is to be regarded as sacrosanct, and should not be removed or altered without the prior consultation with the consulting Arborist or Landscape Architect.

No access is to be permitted for workers to areas behind fencing line (except for specific works such as construction of no-dig paths or planting or with written authorisation from Contract Administrator / Project Arborist / Landscape Architect), no works may be carried out in this area, no materials, machinery, tools, soil or other objects can be stored here and absolutely no excavation may be carried out.

Protective fencing should consist of galvanised steel mesh panels in accordance with drawing (right) comprising a vertical and horizontal framework, staked in place and braced to resist impacts.

Notices should be erected on the fence with following wording:  
**CONSTRUCTION EXCLUSION ZONE: NO ACCESS**



**TREE PROTECTIVE BARRIER - BS 5837:2012 TREES IN RELATION TO CONSTRUCTION**  
 Item Nos. 4.6 Root Protection Area

01/12/22 Planning MA JW  
 REV DATE REVISION DRAWN CHECKED

CLIENT  
 Cape Wrath Hotel Unlimited

PROJECT TITLE  
 Proposed Cemetery, Citywest Hotel and Convention Centre, Saggart, Co. Dublin

SHEET TITLE  
 Tree Impact Plan

SHEET NO.  
 1872\_TS\_P\_02

SHEET SIZE  
 A1

SCALE  
 1:1000

REVISION  
 0

DATE  
 01/12/22

STAGE  
 Planning

Copyright Murray and Associates, 2022