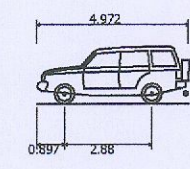
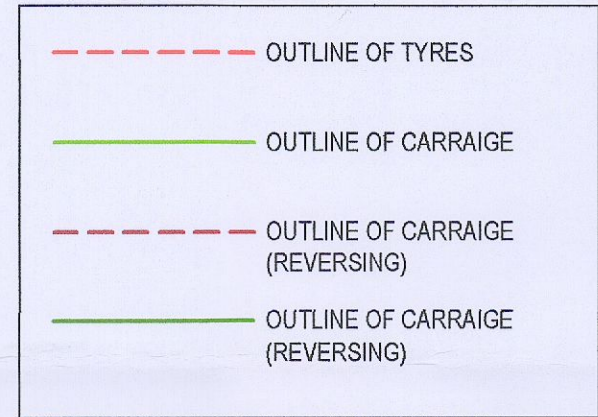


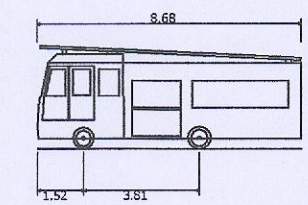
**NOTES:**

1. FOR STANDARD DOBA NOTES REFER TO DRAWING 2275-DOB-XX-SI-DR-S00.1 & S00.2
2. REFER TO ARCHITECTS DRAWINGS FOR ALL SITE & APPLICATION BOUNDARIES
3. THIS DRAWING IS TO BE READ IN CONJUNCTION WITH ALL OTHER RELEVANT ARCHITECTS & ENGINEERS DRAWINGS AND SPECIFICATIONS.
4. USE FIGURED DIMENSIONS ONLY. DO NOT SCALE
5. REFER TO SURVEY DRAWINGS FOR EXISTING SERVICES LAYOUTS AND MANHOLE INFORMATION
6. ALL EXISTING SURFACES TO BE REINSTATED FOLLOWING DIVERSION OF SERVICES/CONSTRUCTION OF NEW SERVICES
7. THE CONTRACTOR SHALL VERIFY ALL DIMENSIONS AND LEVELS WITH ARCHITECTURAL DRAWINGS PRIOR TO START OF CONSTRUCTION. ANY DISCREPANCIES TO BE NOTIFIED TO THE ENGINEER & ARCHITECT FOR RESOLUTION
8. CONTRACTOR TO ENSURE ALL WATER & WASTEWATER RELATED WORKS ARE IN ACCORDANCE WITH THE IRISH WATER WATER INFRASTRUCTURE & WASTEWATER INFRASTRUCTURE CODE OF PRACTICE & STANDARD DETAILS DOCUMENTS
9. TESTING OF ALL GRAVITY SEWERS AND MANHOLES TO BE IN ACCORDANCE WITH IRISH WATER CODE OF PRACTICE FOR WASTEWATER INFRASTRUCTURE SECTION 4.10 TESTING OF GRAVITY SEWERS & MANHOLES

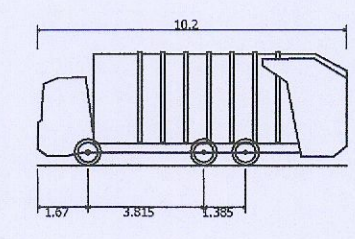
**SWEPT PATH LEGEND**



**Luxury 4x4 (2006)**  
 Overall Length 4.972m  
 Overall Width 2.034m  
 Overall Body Height 1.46m  
 Min Body Ground Clearance 0.275m  
 Max Track Width 1.894m  
 Lock-to-lock time 4.05s  
 Curb to Curb Turning Radius 5.800m



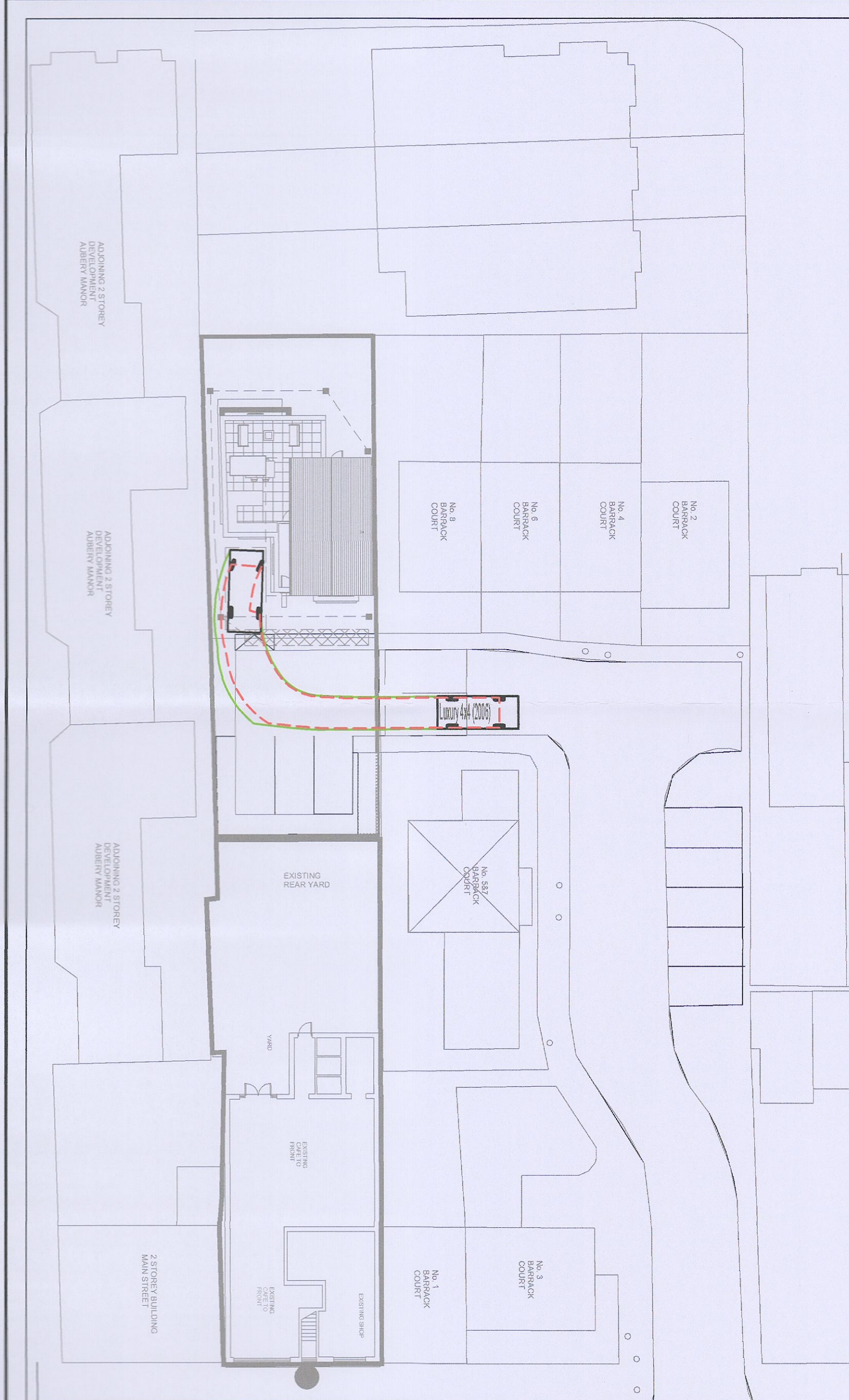
**D832 Fire Appliance**  
 Overall Length 8.680m  
 Overall Width 2.180m  
 Overall Body Height 3.452m  
 Min Body Ground Clearance 0.377m  
 Max Track Width 2.121m  
 Lock-to-lock time 6.06s  
 Curb to Curb Turning Radius 7.916m



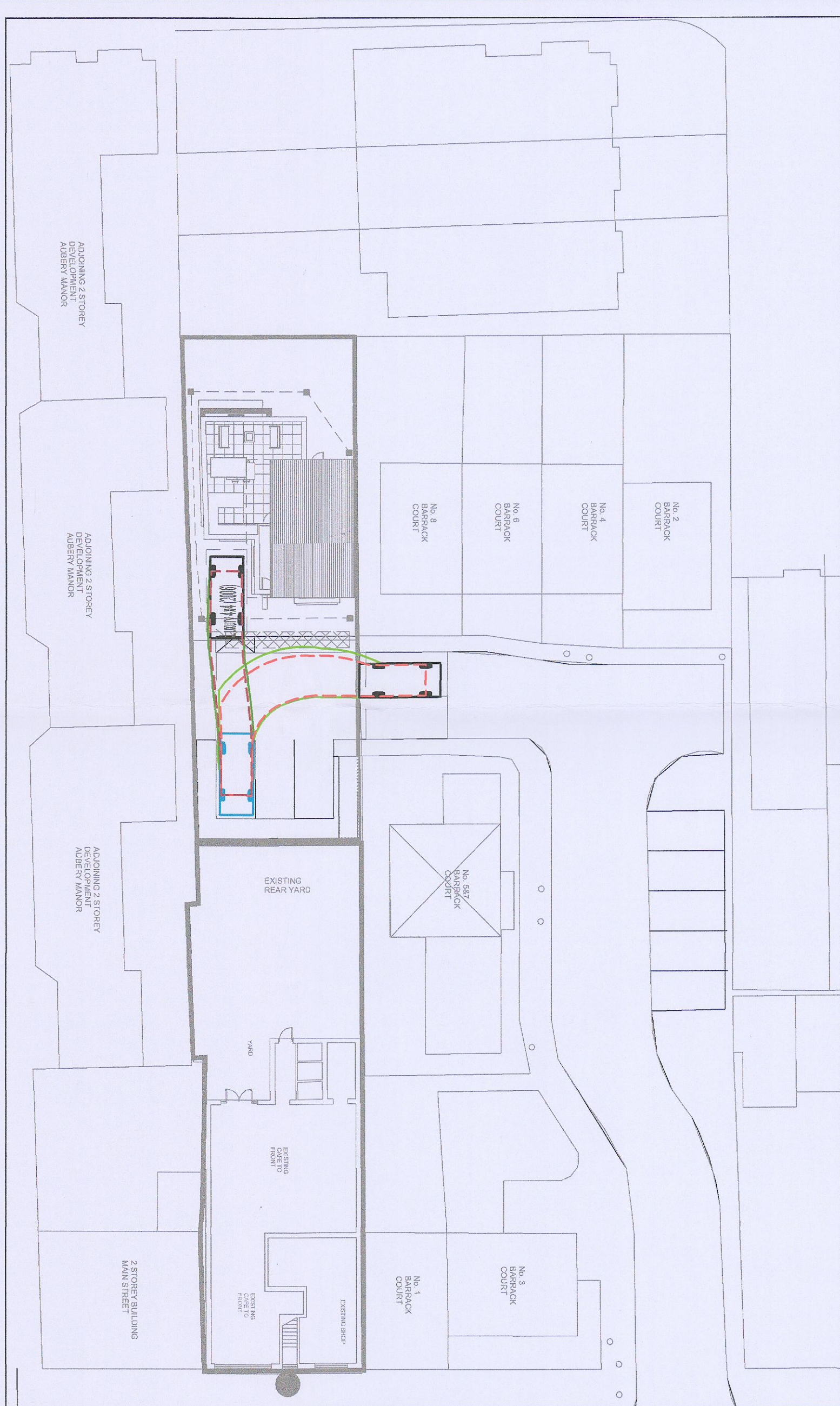
**Phoenix 2 Duo (P2-12W with Elite 6x4 chassis)**  
 Overall Length 10.200m  
 Overall Width 2.330m  
 Overall Body Height 3.251m  
 Min Body Ground Clearance 0.384m  
 Track Width 2.500m  
 Lock-to-lock time 4.05s  
 Curb to Curb Turning Radius 7.800m

**VEHICLE DETAILS**

**FOR INFORMATION ONLY**



**PROPOSED 4x4 CAR ACCESS**  
SCALE 1:250



**PROPOSED 4x4 CAR EXIT**  
SCALE 1:250



**PROPOSED FIRE TENDER ACCESS / EXIT**  
SCALE 1:250



**PR. REFUSE VEHICLE ACCESS / EXIT**  
SCALE 1:250



0 2.5 5 7.5 10 12.5 m  
SCALE 1:250 @ A1, 1:500 @ A3

Rev.	Note	Date	Drawn	Check
S2.P01	ISSUED FOR INFORMATION	16.12.2022	KD	AL

**DONNACHADH O'BRIEN & ASSOCIATES CONSULTING ENGINEERS**  
 UNIT 5C MILLENNIUM PARK NAAS CO. KILDARE  
 PHONE: +353 45 984 012  
 INFO@DOBRIEN-ENGINEERS.IE WWW.DOBRIEN-ENGINEERS.IE

Client: GAROCAL LTD  
 Project: PROPOSED DEVELOPMENT AT COPPER KETTLE, RATHCOOLE  
 Drawing Title: PROPOSED AUTOTRACKS

Drawn By: KD	Checked By: AL	Approved By: DOB	Date: DEC. 2022	Scale: 1:250	Sheet Size: A1
Project Number: DOBA2275	Drawing Number: 2275-DOB-XX-SI-DR-C-0070	Status Code: S2	Rev Number: P01		