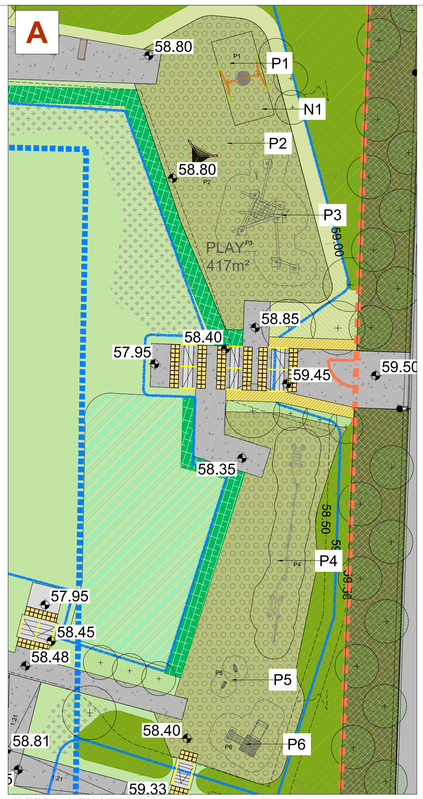

AREA TO BE 'TAKEN IN CHARGE' BY SOUTH DUBLIN COUNTY COUNCIL

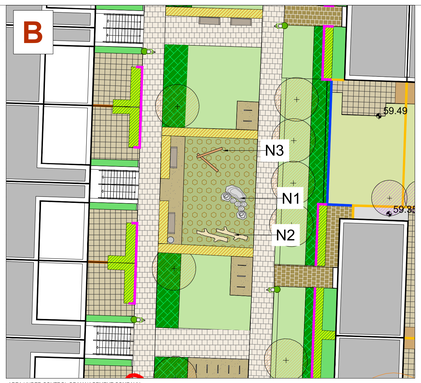

AREA UNDER CONTROL OF MANAGEMENT COMPANY

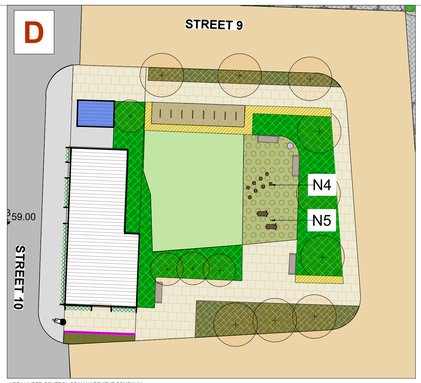

AREA UNDER CONTROL OF MANAGEMENT COMPANY

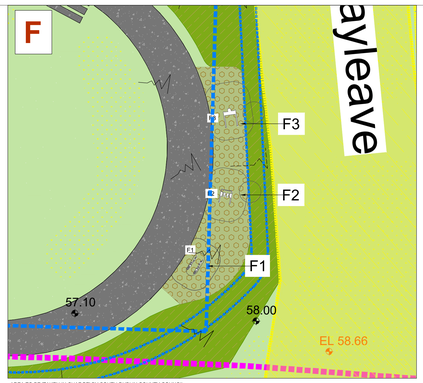

AREA TO BE 'TAKEN IN CHARGE' BY SOUTH DUBLIN COUNTY COUNCIL

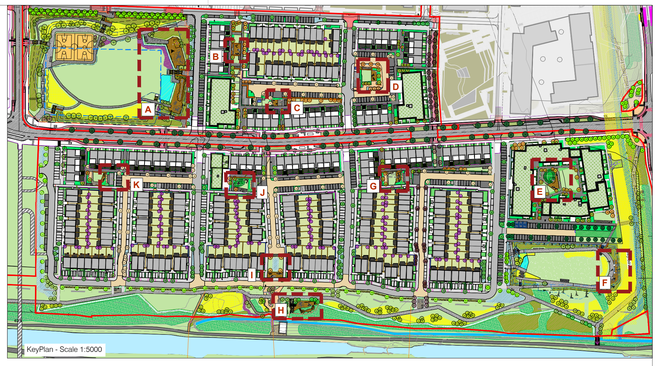

AREA UNDER CONTROL OF MANAGEMENT COMPANY

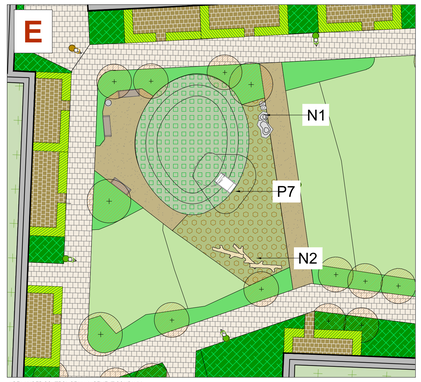

AREA UNDER CONTROL OF MANAGEMENT COMPANY

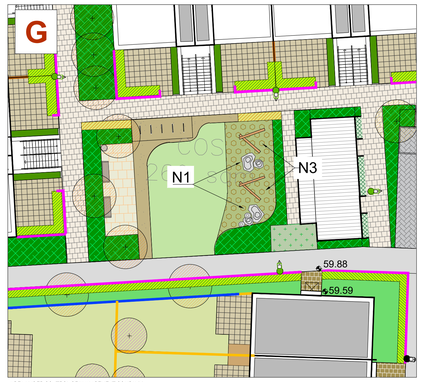

AREA UNDER CONTROL OF MANAGEMENT COMPANY

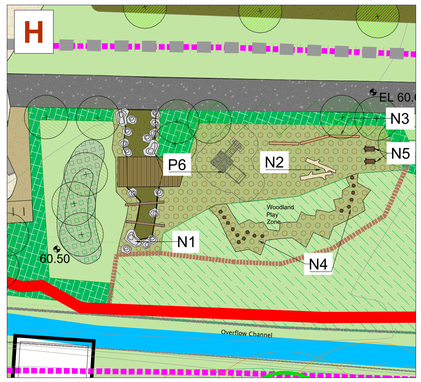

AREA TO BE 'TAKEN IN CHARGE' BY SOUTH DUBLIN COUNTY COUNCIL

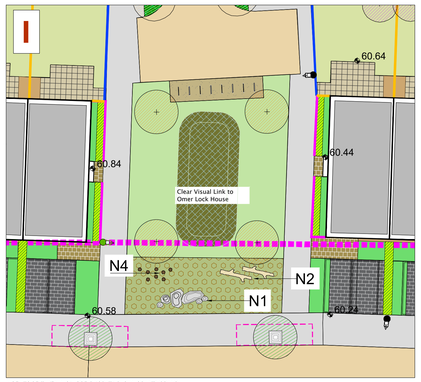

AREA TO BE 'TAKEN IN CHARGE' BY SOUTH DUBLIN COUNTY COUNCIL

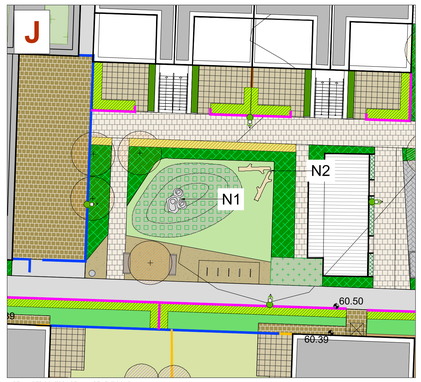

AREA UNDER CONTROL OF MANAGEMENT COMPANY

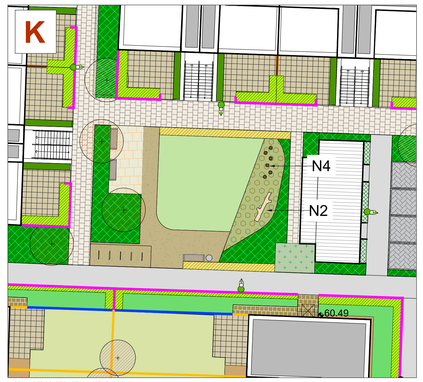

AREA UNDER CONTROL OF MANAGEMENT COMPANY

Play Equipment Type

P1 - Group Swing Turo
Hags; Product Ref: 8078148

P2 - Rope Pyramid
Richter Spielgerate; Product Ref: 4.19200

P3 - Climbing Structure 9
Richter Spielgerate; Product Ref: 6.51009

P4 - Agility Trail
Kompan; Product Ref: NRO865

P5 - Rocking Horse
Richter Spielgerate; Product Ref: 4.24225

P6 - Hut Combination 215
Richter Spielgerate; Product Ref: 2.12150

P7 - Slide
Stainless Steel Slide, width = 1 m, height = 1 m
Richter Spielgerate; Product Ref: 3.19200

Fitness Equipment Type

F1 - 'Dip bar'
Lappset; Product Ref: 081007M

F2 - 'Pull-up'
Lappset; Product Ref: 081003M

F3 - 'Sit-up'
Lappset; Product Ref: 081004M

Natural Play Elements
Natural Local Stone boulders and trunks with different dimensions

N1 - Seating/Balance Boulders
450mm finished height above ground level
Various heights above ground (max 600mm)

N2 - Play Log/Seating
Tree trunks approx. 450mm Ø x 2m length

N3 - Balance Beam
Natural wood beam 3.1m length

N4 - Stepping Logs
Natural wood stepping log fixed in the soil

N5 - Sheep standing Play element
Natural wood equipment

Note:
Refer to supplier for details, specifications and accessible furniture options.

PLAY EQUIPMENT PRECEDENT IMAGES



NATURAL PLAY DETAILS

N1 - Typical Stone Boulder Seating (D01 07)
Scale 1:20

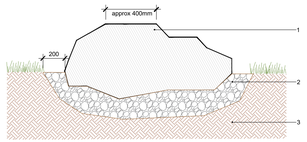

Note:
1. Locally Sourced Stone Boulder; various dimensions; +450mm height for seating elements;
2. 804 Base (250mm depth minimum) Stone to be securely embedded into base (Detail to be worked out on site);
3. Well-Compacted Subsoil base

N2 - Typical 'Fallen Tree Trunk' Play Log / Seating (D02 07)
Scale 1:20

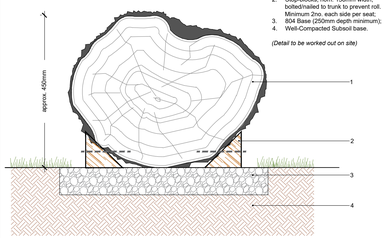

Note:
1. Tree trunks approx. 450mm Ø x 2m length;
2. Stop-blocks, nom. 150mm width, bolted/nailed to trunk to prevent roll. Minimum 2no. each side per seat;
3. 804 Base (250mm depth minimum);
4. Well-Compacted Subsoil base.

(Detail to be worked out on site)

N3 - Typical Balance Beam_Play Log (D03 07)
Scale 1:20

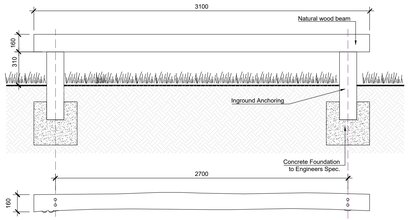

N4 - Typical Balance Post_Stepping Logs (D04 07)
Scale 1:20

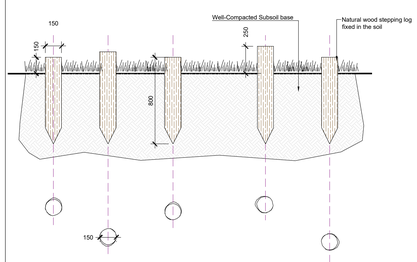

N5 - Sheep standing Play element (D05 07)
Scale 1:20

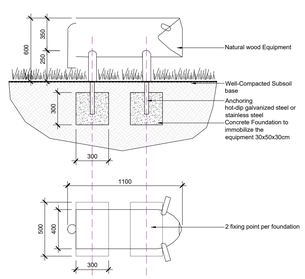

Note:
refer to drawing no.:
- 1738_PLC_P_00 for Masterplan;
- 1738_PLC_P_01.1 for Masterplan - 01/02;
- 1738_PLC_P_01.2 for Masterplan - 02/02;
- 1738_PLC_P_02.1 for Boundary Treatment Plan & Details | Residential Boundaries;
- 1738_PLC_P_02.2 for Boundary Treatment Plan & Details | Open Space Boundaries;
- 1738_PLC_P_03 for Play Areas;
- 1738_PLC_P_04.1 for Soft Landscape Plan - 01/02;
- 1738_PLC_P_04.2 for Soft Landscape Plan - 02/02;
- 1738_PLC_P_05 for Removed/Retained/Compensatory Planting Plan;
- 1738_PLC_D_01 for Soft Landscape and SuDS | Details;
- 1738_PLC_TPP_01 for Hedgerow &Tree Protection Plan;
- 1738_PLC_TPP_01.1 for Hedgerow & Tree Protection Plan Zoom Area;
- 1738_PLC_ExViews_01 for Pre Development Photos and Location Map.

1. This drawing is intended to show landscape architectural proposals only. Please refer to Architects and Engineer's drawings for relevant details of buildings, structures, roads, parking, etc.
2. The copyright of this drawing is vested with Murray & Associates. This drawing may not be copied or reproduced without written consent.
3. All materials referred to on this drawing - including plant species - are indicative and subject to Local Authority approval. Significant changes, if any are required, will be referred to the relevant authority for agreement.
4. This drawing is not suitable for use for construction purposes.
5. Discrepancies to be referred to Murray & Associates for clarification.

murray & associates
landscape architecture
16 The Seaport Building, 44-45 Clarion Road, Dublin 3, D03 AR63
mail@murray-associates.com
www.murray-associates.com
+353 (01) 654 0090

REV	DATE	REVISION	DRAWN	CHECKED
0	30/11/22	Planning Compliance	FT/IS	MB

CLIENT
CAIRN HOMES

PROJECT TITLE
RESIDENTIAL DEVELOPMENT
CLONBURRIS

SHEET TITLE
Play areas

SHEET NO:	SHEET SIZE
1738_PLC_P_03	A0
SCALE: 1:200	REVISION: 0
STAGE: Planning Compliance	DATE: 30/11/22

Copyright Murray and Associates, 2022