



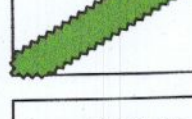





**LEGEND**

-  Existing railway fence retained
- PROPOSED BOUNDARY TYPES**
-  1800mm high vertical timber fencing panels with concrete plinth and post
-  1800mm high rendered wall with brick capping
-  Chestnut paling fence or similar
-  Formal hedge planting
-  Native hedge planting



1800mm high vertical timber fencing panels with concrete plinth and post



1800mm high rendered wall with brick capping



1200mm high chestnut paling fence or similar

REV	DATE	AMENDMENT

**CUNNANE STRATTON REYNOLDS  
LAND PLANNING & DESIGN**

DUBLIN OFFICE  
3 MOLESWORTH PLACE DUBLIN 2  
TEL 01 661 0419 FAX 01 661 0431  
EMAIL info@csrlandplan.ie



PROJECT: CLONBURRIS CAIRN T3	DATE: NOVEMBER 2022
DRAWING: BOUNDARY TREATMENT	SCALE: 1:500@A1
	DRAWN: CHECKED: KF SH
	DRAWING NO: 22234-1-104-BOU