





LEGEND:

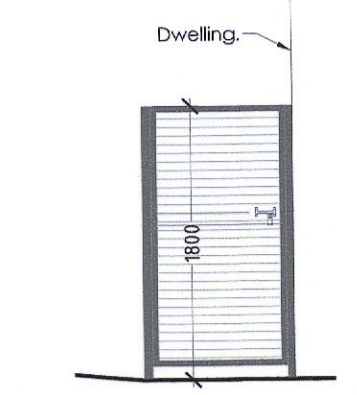
-  POSITION OF SITE NOTICE
-  OVERALL LAND OWNERSHIP OF APPLICANT IN BLUE
-  SUBJECT SITE OUTLINED IN RED



Proposed Site Plan : 1:250

Site Area = 843 Msq

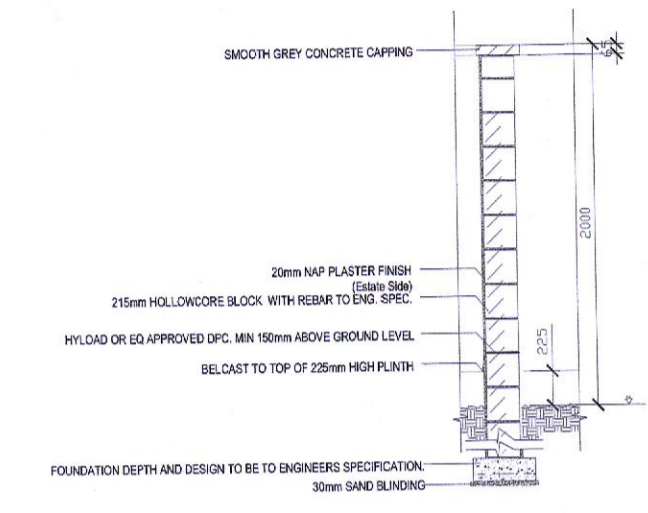
- NOTE:
- ALL SERVICES, LEVELS AND STRUCTURE TO ENGINEERS DETAILS/SPECIFICATION.
 - SEE SITE PLAN FOR FL & ORIENTATION OF UNITS
 - NOT FOR CONSTRUCTION PURPOSES.



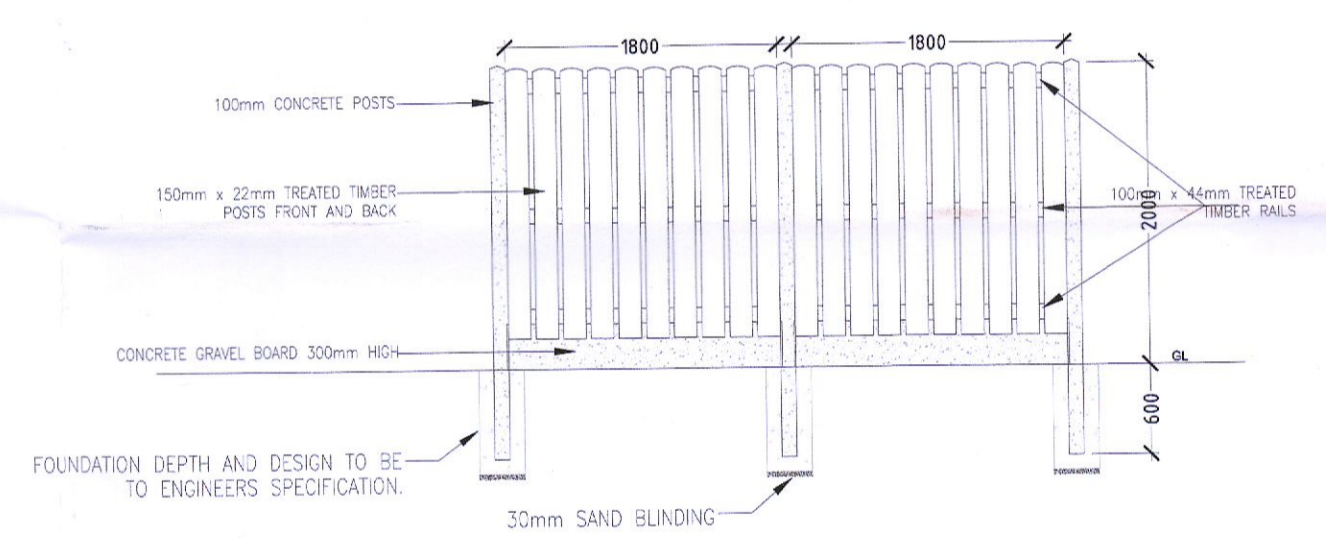
TYPICAL WALL DETAIL - TYPE NO. 1
SCALE 1:50

WALL TYPE - SIDE GATE ELEVATION:

Side gates to dwellings to be made from galvanised steel and Acetylated Timber infill. 75x50mm galvanised steel frame bolted to walls. Frames in galvanised steel angle 75x50mm complete with sliding and receiver to take padlock. Acetylated timber infill 75x40mm boards fixed with secondary angle. Incl. for all fix fittings required. All steel to be polyester powder coating over hot dip galvanised.



TYPICAL WALL DETAIL - TYPE NO. 2
SCALE 1:50



TYPICAL FENCE DETAIL - TYPE NO. 3
SCALE 1:50
2m Hit and Miss timber fence

PLANNING

Rev	Description	By	Date

	Vincent Hannon ARCHITECTS Suite 4, Cloch Mills, Dublin Road, Galway P: 091-483934 E: info@vha.ie	Sligo Office Abbey Street, Sligo P: 071-9150022 W: www.vha.ie
	Client: Pathway Homes Ltd. Project: Proposed Residential Development at Knocklyon, Co. Dublin	Drawing No: 180201-3-103 Rev: P1
Status: PLANNING Date: Sept 2022	Drawing No: 180201-3-103 Drawn by: SM Checked by: JC	Scale: 1:250/50

© THIS DRAWING IS PROTECTED BY COPYRIGHT AND IS TO BE USED IN CONJUNCTION WITH ALL RELEVANT SPECIFICATIONS AND DRAWINGS. USE ONLY FIGURED DIMENSIONS. DO NOT SCALE OFF THIS DRAWING. IT IS THE CONTRACTOR'S RESPONSIBILITY TO ENSURE COMPLIANCE WITH ALL ASPECTS OF THE CURRENT BUILDING REGULATIONS. IT IS THE CONTRACTOR'S RESPONSIBILITY TO ENSURE COMPLIANCE WITH ALL CONDITIONS IMPOSED BY THE LOCAL PLANNING AUTHORITY. IF IN DOUBT ASK.