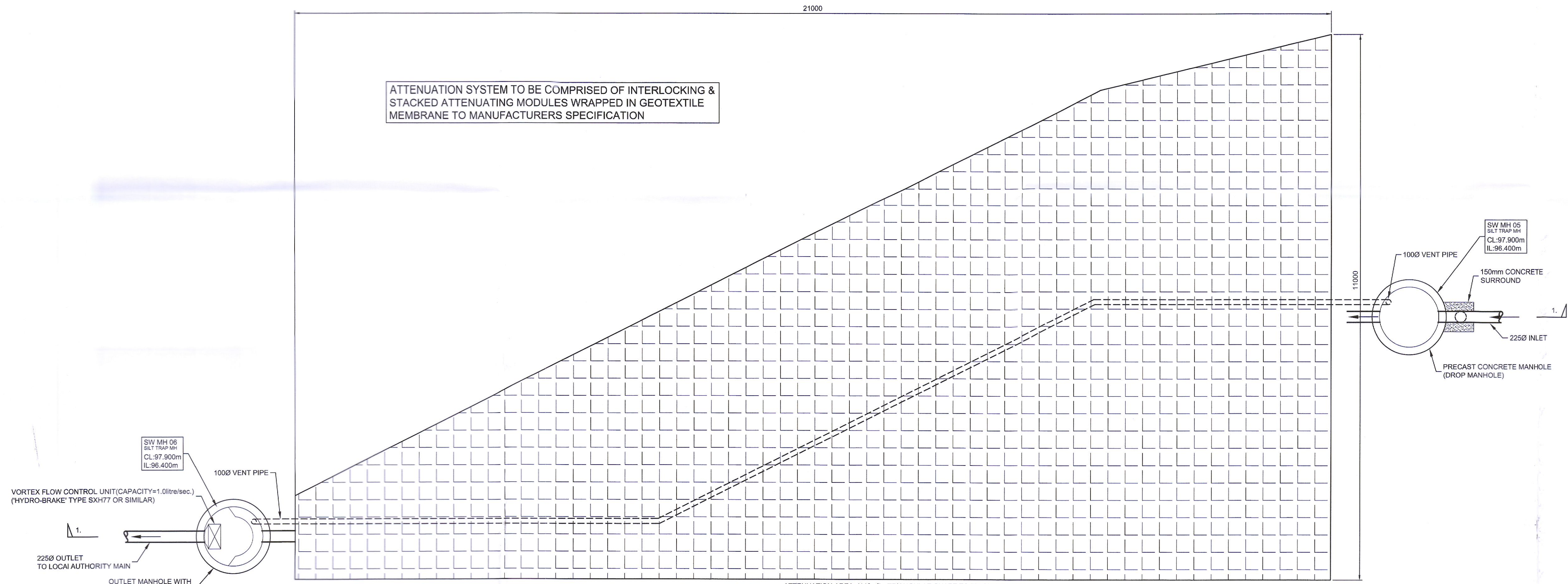


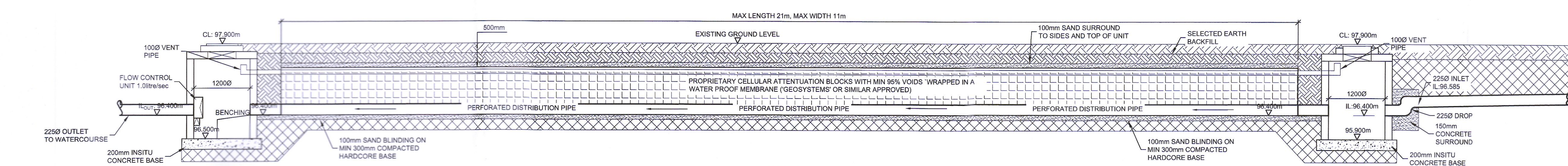
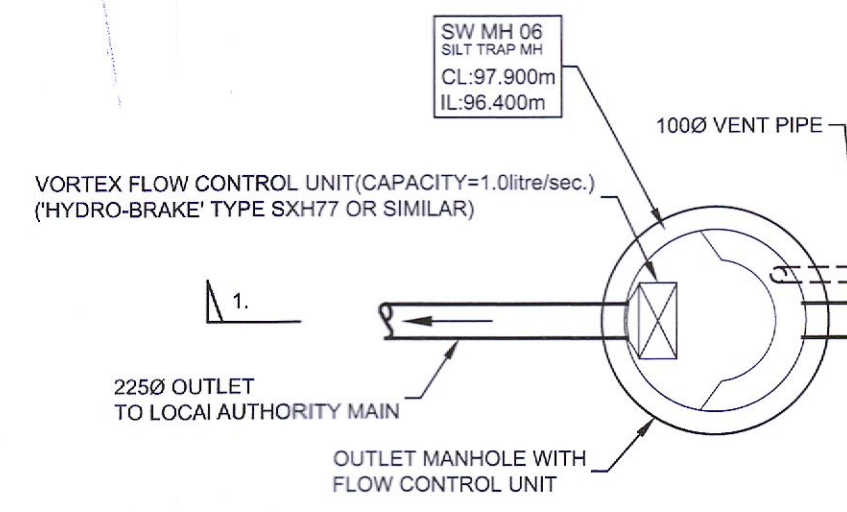
TYPICAL SECTION THROUGH PETROL INTERCEPTOR
CLASS 2 BYPASS INTERCEPTOR PB1 BY BUTLER SERVICES OR SIMILAR EQUIVALENT
SCALE 1:20

1. GENERAL NOTES:
 - 1.1. THIS DRAWING TO BE READ IN CONJUNCTION WITH IRISH WATER STANDARD DETAILS & CODE OF PRACTICE FOR WASTE WATER INFRASTRUCTURE AND ALL RELEVANT ARCHITECTS AND ENGINEERS DETAIL DRAWINGS AND SPECIFICATIONS.
 - 1.2. ALL DIMENSIONS TO BE CHECKED ON SITE.
 - 1.3. ENGINEER TO BE INFORMED IMMEDIATELY OF ANY DISCREPANCIES BEFORE WORK COMMENCES ON SITE.
 - 1.4. REFER ALSO TO CHH DRAWINGS 20-082-C-01 TO 20-082-C-21.
2. DRAINAGE NOTES: (SURFACE WATER & WASTEWATER)
 - 2.1. WASTE WATER INFRASTRUCTURE TO BE CARRIED OUT IN ACCORDANCE WITH:
 - IRISH WATER CODE OF PRACTICE FOR WASTE WATER INFRASTRUCTURE CONNECTIONS AND DEVELOPER SERVICES. DESIGN & CONSTRUCTION REQUIREMENTS FOR SELF-LAY DEVELOPMENTS JULY 2020 (REVISION 2) - DOCUMENT IW-CDS-5030-03-
 - 2.2. ALL WASTEWATER WORKS SHALL BE DESIGNED AND CONSTRUCTED IN ACCORDANCE WITH THE IRISH WATER STANDARD DETAILS AND CODE OF PRACTICE FOR WASTEWATER INFRASTRUCTURE. THESE DOCUMENTS SHALL TAKE PRECEDENCE OVER ANY CONFLICTING DOCUMENTS IN RELATION TO WASTEWATER WORKS.
 - 2.3. OTHER SITE DEVELOPMENT WORK TO BE CARRIED OUT IN ACCORDANCE WITH D.O.E. 'RECOMMENDATIONS FOR SITE DEVELOPMENT WORKS FOR HOUSING AREAS' (1988).
 - 2.4. INVERT LEVELS OF EXISTING SEWERS AND DRAINS TO BE CHECKED ON SITE BEFORE WORK BEGINS.
 - 2.5. ALL WASTE WATER & SURFACE WATER SERVICE CONNECTIONS TO BE MIN. 100mm DIAMETER UNPLASTICISED PVC PIPES AND FITTINGS SHALL COMPLY WITH THE PROVISIONS IS EN 1401 2009/2012. PIPES TO BE APPLICATION AREA CODE "UD". STIFFNESS CLASS 8kN/m².
 - 2.6. PIPE MATERIALS, FITTINGS & JOINTS SHALL BE IN COMPLIANCE WITH SECTION 3.13 TO 3.17 OF THE IRISH WASTE WATER CODE OF PRACTICE.
 - 2.7. REGARDING SEPARATION DISTANCES FROM OTHER SERVICES, BOUNDARY WALLS, TREES, ETC., THE CONTRACTOR IS TO COMPLY WITH IRISH WATER STANDARD DETAILS STD-WW-05, STD-WW-05A, STD-WW-06, STD-WW-06A IN THE IRISH WATER STANDARD DETAILS FOR WASTE WATER INFRASTRUCTURE JULY 2020 (REVISION 4)
 - 2.8. ROAD GULLIES TO BE PRECAST CONCRETE UNITS TO B.S.5911 AND WITH DUCTILE IRON GRATINGS TO I.S.261 GRADE A. OUTLETS TO BE 150mm DIAMETER



ATTENUATION AREA: (140m²) - TRIANGULAR SHAPE TO FIT SITE RESTRAINTS
MAX LENGTH = 21m
MAX WIDTH = 11m
MIN WIDTH = 1.5m
MIN DEPTH = 1.0m
(140c.m. STORAGE REQUIRED)

ATTENUATION CELL PLAN
SCALE 1:50



SECTION 1-1
SCALE 1:50

INNISFREE HOUSE, 44-45 HIGH STREET, SLIGO, F91 RFH1 071 9161844 (Sligo+HQ) Email: info@chh.ie Web: www.chh.ie		
CLIENT:	HEALTH SERVICE EXECUTIVE - HSE ESTATES	
ARCHITECT:	AXO ARCHITECTS	
PROJECT:	GLEN ABBEY COMPLEX, BELGARD ROAD, TALLAGHT	
TITLE:	TYPICAL ATTENUATION DETAILS	
DATE:	03/11/2022	DRAWING NO: 21-082-C-10
DRAWN BY:	CF	APPROVED BY: PH
SCALE:	AS SHOWN	STAGE: PLANNING