

EXISTING LANDSCAPING - CARRIED OUT IN CONJUNCTION WITH EXISTING BLOCKS B2 AND B3 WORKS.

EXISTING LANDSCAPING - CARRIED OUT IN CONJUNCTION WITH EXISTING BLOCKS B2 AND B3 WORKS.



GRASS ALONG INSIDE OF HEDGEROW

FLOOD MITIGATION BERMS TO BE PROVIDED ALONG THIS BOUNDARY. THE HEIGHT OF THE BERM IS 900mm ABOVE FINISHED FLOOR LEVEL.

HAWTHORN HEDGEROW TO BE PLANTED ALONG THE PERIMETER OF THE SITE AND INTERPLANTED WITH MOUNTAIN ASH.

EXTENT OF EARTH BERM FOR LEVEL 95.9 AS PER FLOOD RISK ASSESSMENT REPORT

Site Layout Plan 1:500

**Tree Planting Schedule**

TREE NO.	BOTANICAL NAME	SIZE	QUANTITY
T 1	<i>Betula pendula</i>	14-16cm girth r/b	3
T 2	<i>Sorbus aucuparia</i> 'Sheerwater Seedling'	14-16cm girth r/b	14
T 3	<i>Pinus sylvestris</i>	3.0-3.5m tall	2

**Hedgerow Planting Schedule**

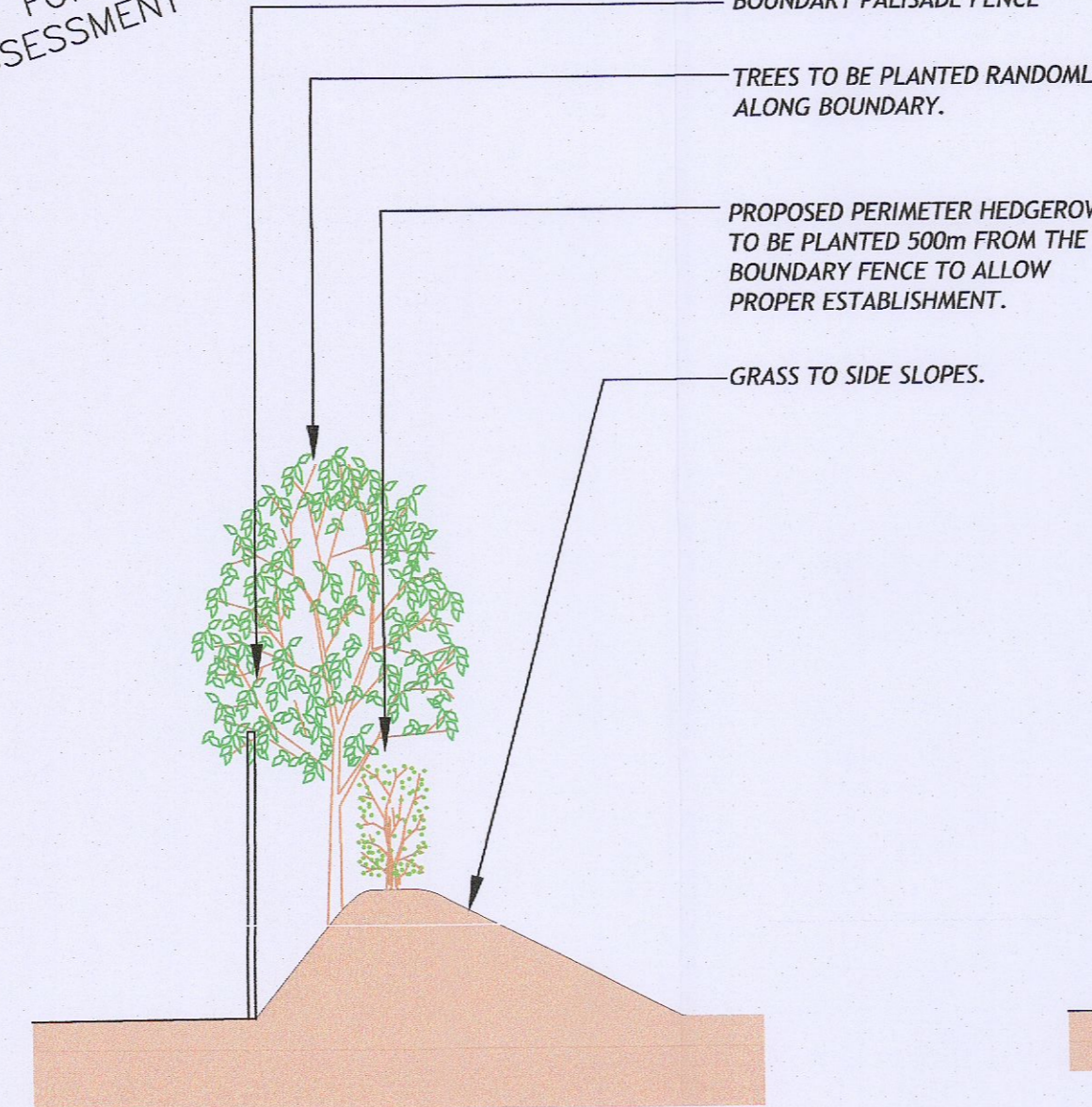
HEDGE NO.	BOTANICAL NAME	SIZE	PLANTING DENSITY metre centres	QUANTITY
H 1	<i>Crataegus monogyna</i> <i>Ilex aquifolium</i>	60-90cm br 2L 30-40cm	0.2 0.2	720 180

**Landscape Plan**

1:250

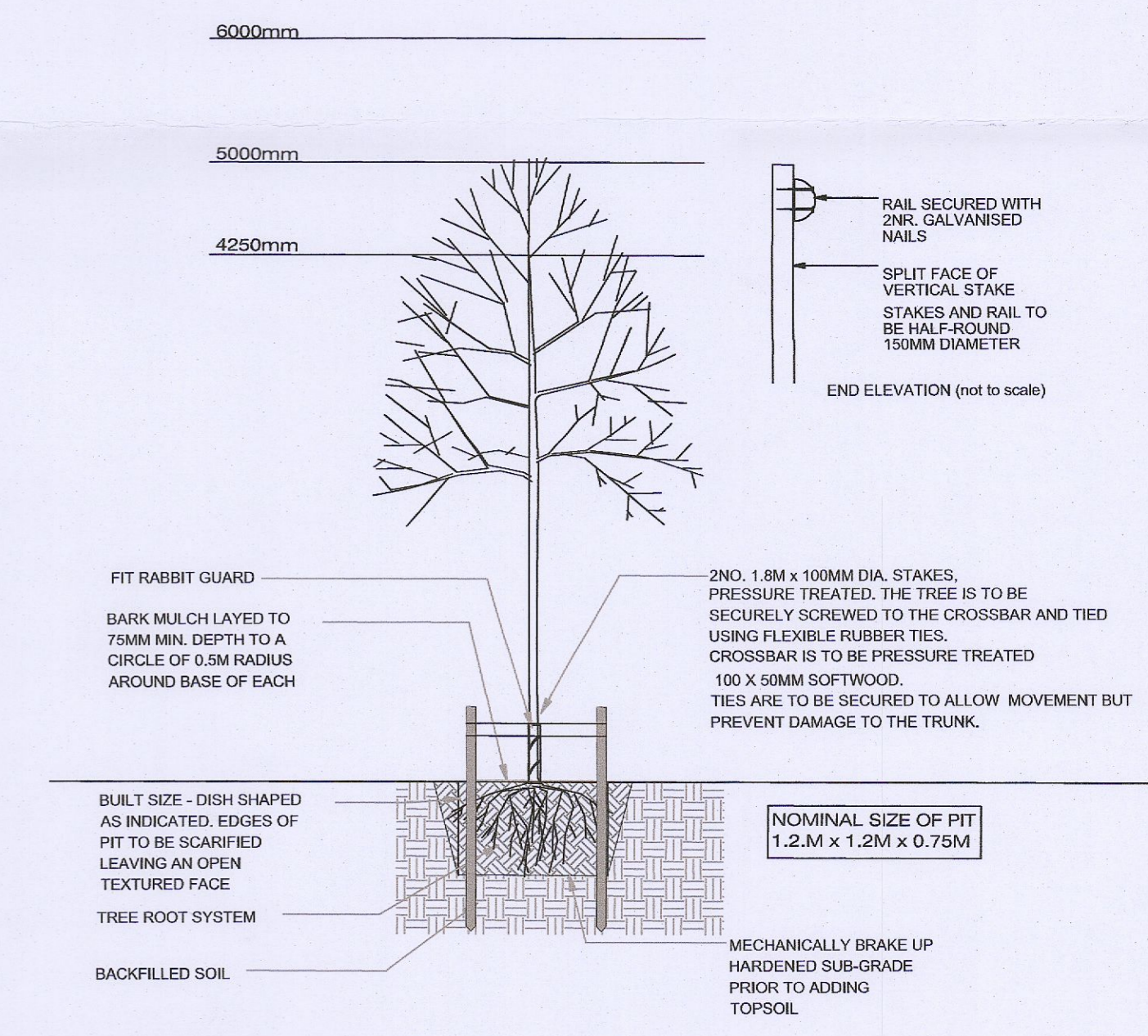
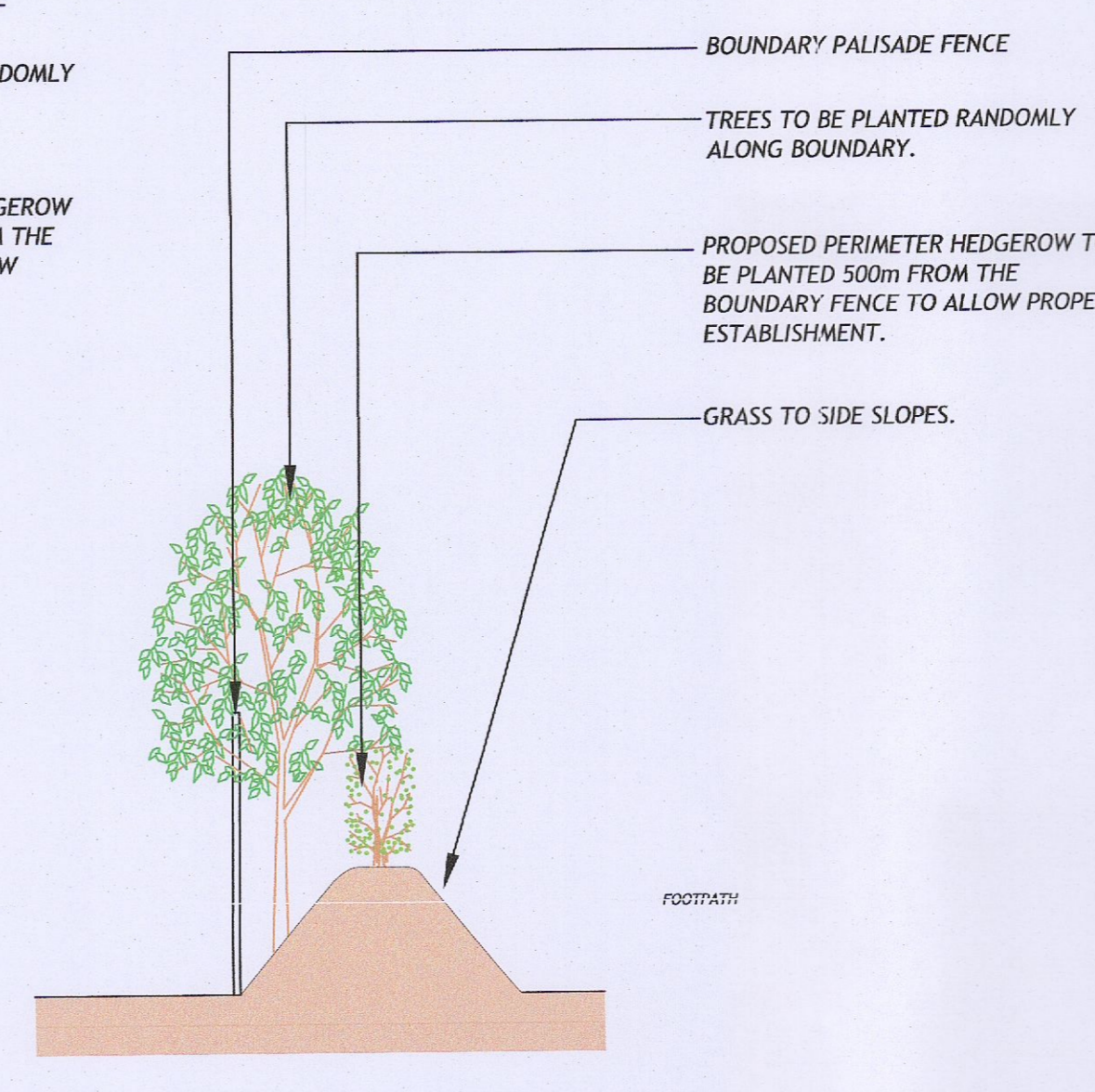
**Section A**

1:50



**Section B**

1:50



**Tree Planting Detail**  
1:50

**PLANTING NOTES:**

ALL TREES, SHRUBS AND HEDGEROW PLANTS SHALL COMPLY WITH BS 5836, SPECIFICATION FOR NURSERY STOCK. ALL PRE-PLANTING SITE PREPARATION, PLANTING AND POST PLANTING MAINTENANCE WORKS SHALL BE CARRIED OUT IN ACCORDANCE WITH THE REQUIREMENTS OF BS 4428 (1989) CODE OF PRACTICE FOR GENERAL LANDSCAPE OPERATIONS (EXCLUDING HARD SURFACES).

ALL NEW TREE PLANTING SHALL BE POSITIONED IN ACCORDANCE WITH THE REQUIREMENTS OF TABLE 3 OF BS 5837: 2005 TREE IN RELATION TO CONSTRUCTION RECOMMENDATIONS, WHICH SPECIFIES MINIMUM DISTANCES BETWEEN NEW PLANTING AND STRUCTURES.

**SCHEDULE OF IMPLEMENTATION:**

1. ALL TREE AND HEDGEROW PLANTING IS TO BE CARRIED OUT DURING THE FIRST WINTER SEASON, I.E. NOVEMBER TO FEBRUARY INCLUSIVE.  
2. ALL LAWN AREAS ARE TO BE PREPARED AND SEEDED DURING THE GROWING SEASON, I.E. APRIL TO OCTOBER INCLUSIVE.  
3. ALL CONTAINERISED SHRUB PLANTING MAY BE CARRIED OUT AT ANY TIME OF WHEN SOIL IS NOT FROZEN, WATERLOGGED OR EXCESSIVELY DRY.

No.	Revision	Date	By	Chk'd	App'd
A	Layout revisions	2022	GT	GT	GT
B	Layout revisions	2022	GT	GT	GT
C	Additional Information Requested revisions	13.12.2016	GT	GT	GT

DESIGNED BY: GWEN TIERNEY B.Agr.Sc.Land.Hort. STATUS: PLANNING SCALE: AS SHOWN

DATE: 13.12.2016 JOB NO: 07-147 DRAWING NO: 01 REV: C

PROPOSED INDUSTRIAL DEVELOPMENT AT SITE B4, AERODROME BUSINESS PARK, COLLEGE LAND, RATHCOOLE, CO. DUBLIN.

LANDSCAPE PLAN

Landmark Designs Ltd. M: 086 851 8296 E: gwenlandmarkdesigns@gmail.com

BALLINAFAGH PROSPEROUS NAAS CO. KILDARE