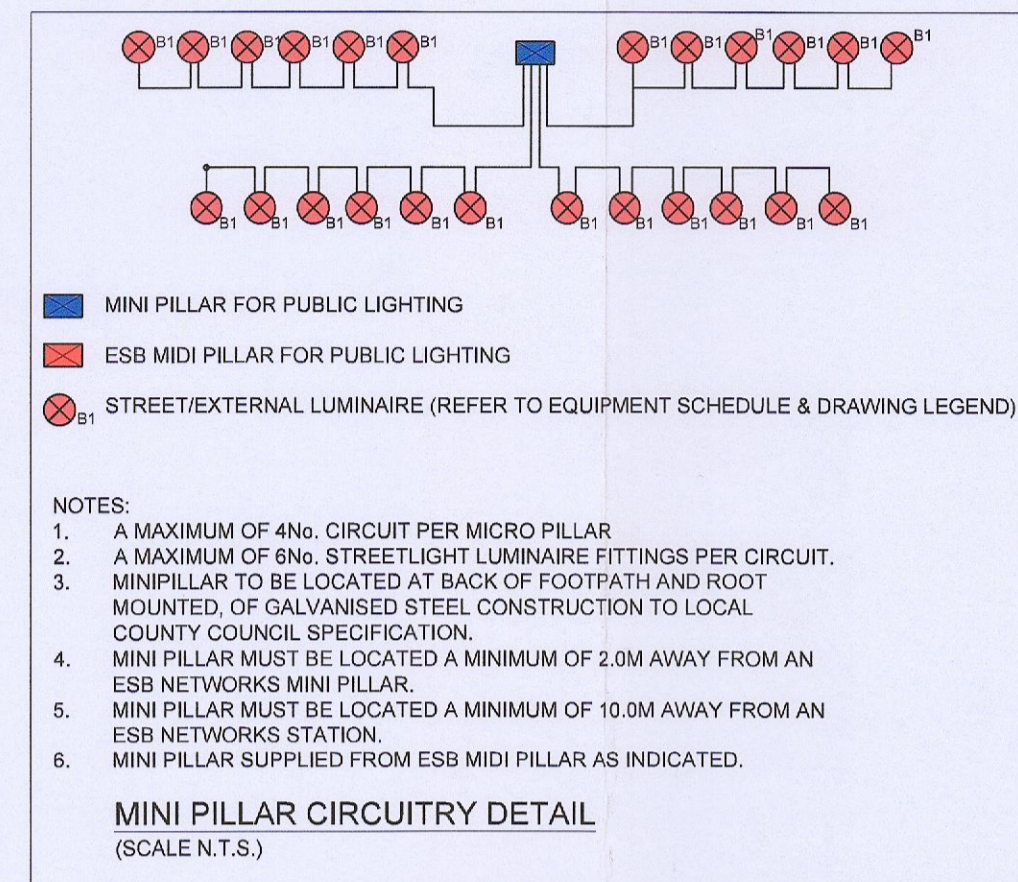
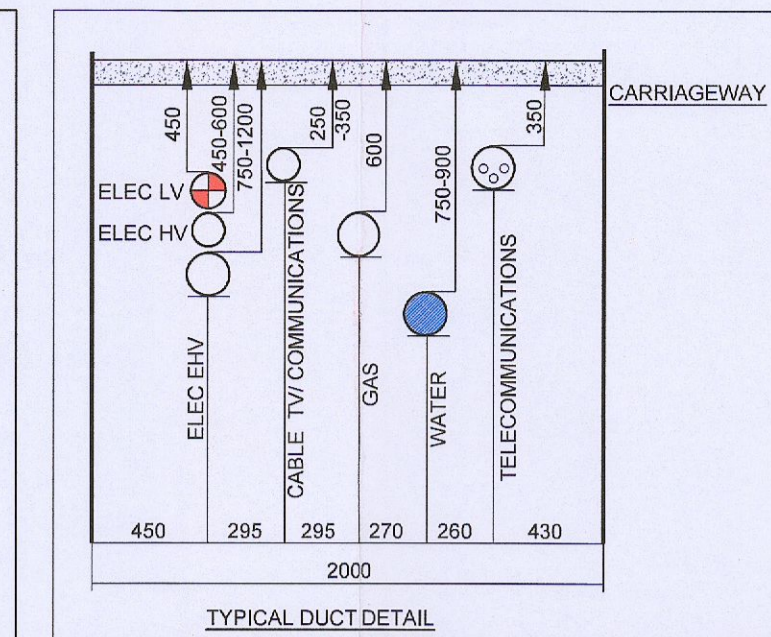
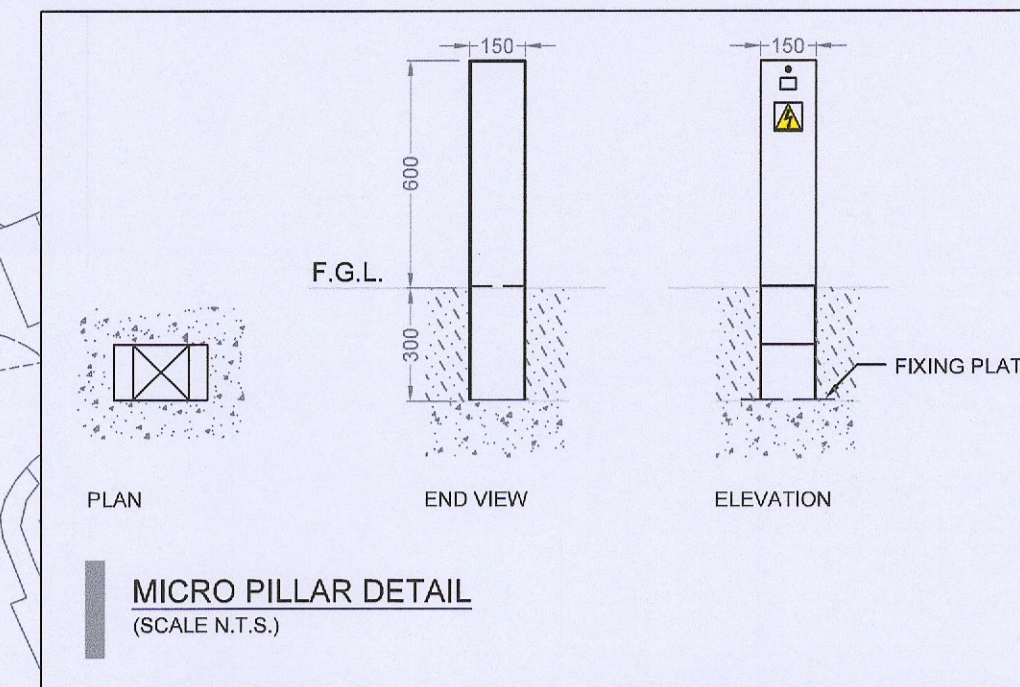


Mounting Height	Column Base	Shaft (for tubular columns)	Planting Depth	Outreach Bracket
6 metre	140mm O.D.	76mm O.D.	1 metre	1 metre
8 metre	168mm O.D.	68mm O.D.	1.3 metre	1.5 metre

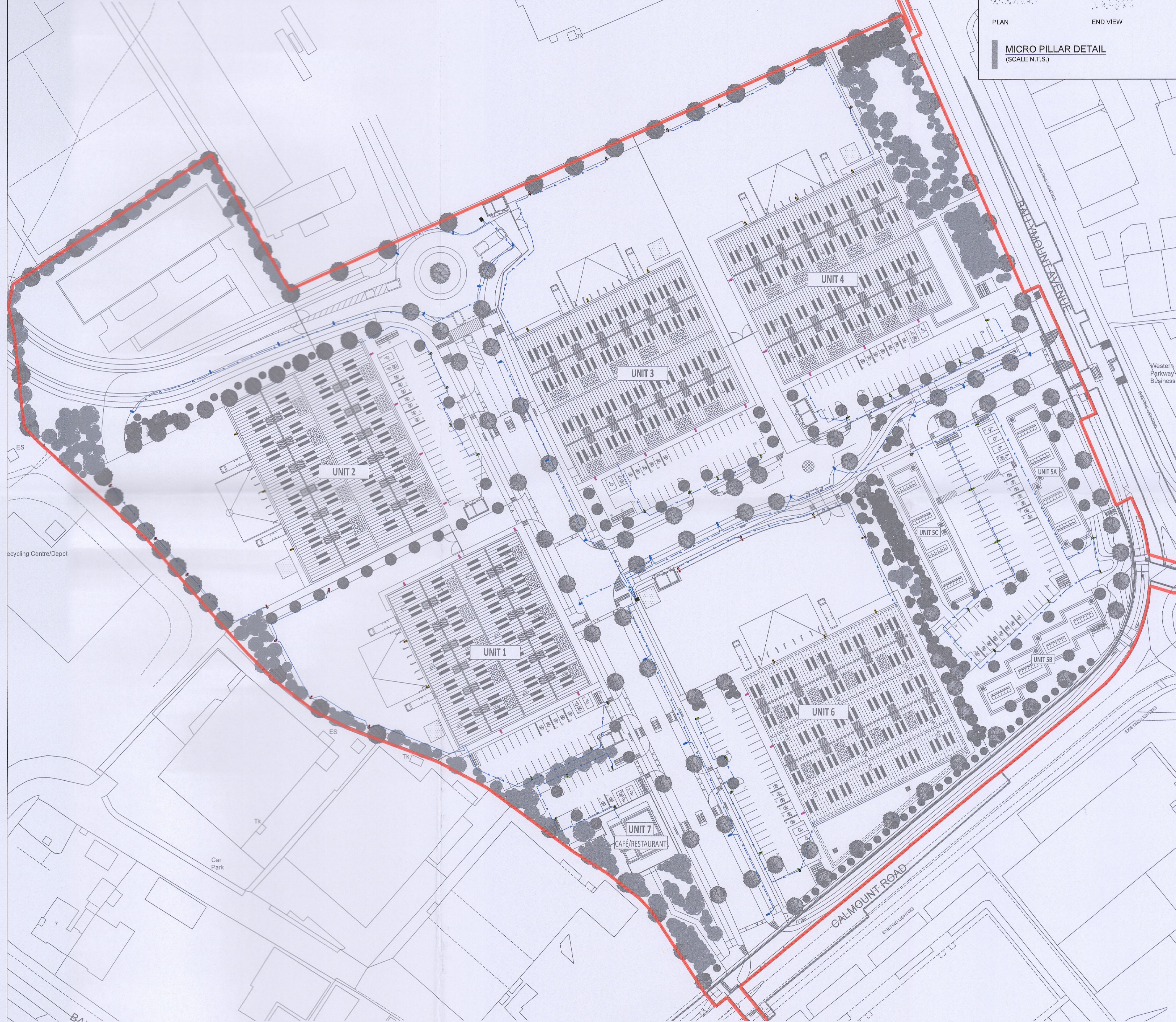
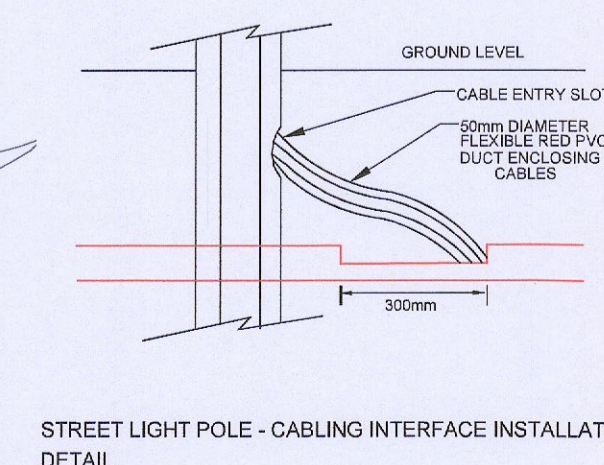
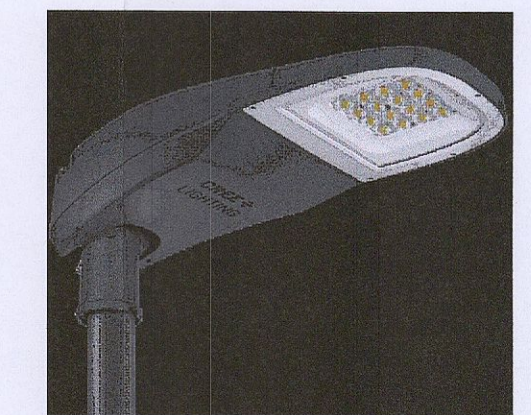

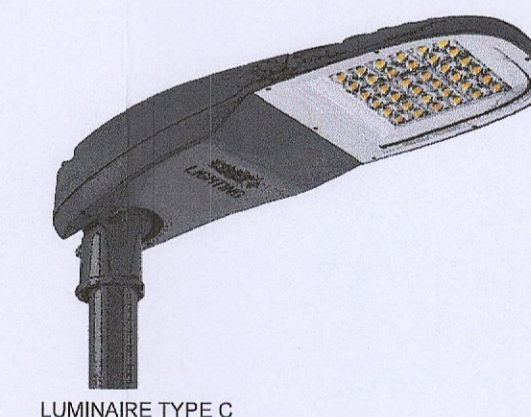
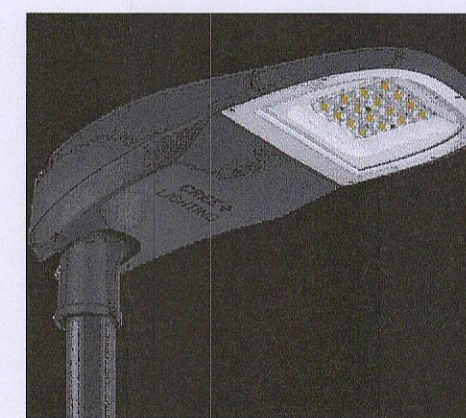
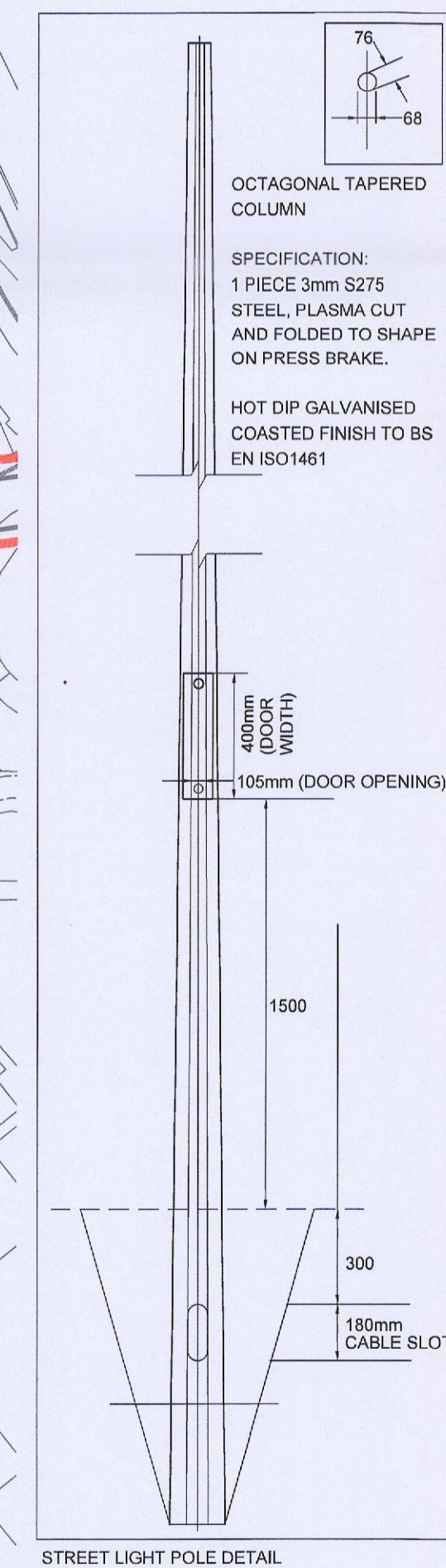
PUBLIC LIGHTING COLUMN DETAIL SCHEDULE			
COLUMN MOUNTING HEIGHT:	10M	8M	6M
ROOT DEPTH -	1.5M	1.2M	1.0M
CABLE ENTRY DEPTH -	0.3M	0.3M	0.3M
ROOTING CONCRETE DEPTH -	0.8M	0.7M	0.5M
HEIGHT OF COLUMN DOOR -	1.5M	1.5M	1.5M



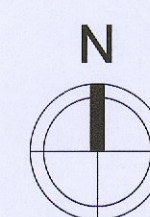
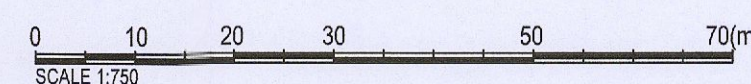
- NOTES**
- ALL EXTERIOR LIGHTING SHALL COMPLY WITH CODE OF PRACTICE FOR THE DESIGN OF ROAD LIGHTING BS5489-1:2013, EN13201:2015, LOCAL COUNCIL PUBLIC LIGHTING INSTALLATION IN RESIDENTIAL AND INDUSTRIAL AREAS, NATIONAL RULES FOR ELECTRICAL INSTALLATION ET101:2009- PART 1 GENERAL REQUIREMENTS & PART 2.3 PARTICULAR REQUIREMENTS FOR PUBLIC LIGHTING INSTALLATIONS.
 - THE EXTERNAL LIGHTING LAYOUT HAS BEEN DESIGNED IN ACCORDANCE WITH IS EN 13201-2015 & CIBSE GUIDE LG-06 GUIDELINES.
 - DUCTING SHALL COMPLY WITH BSEN 50096-1-2-3-4 LATEST EDITION & SHALL BE SINGLE WALL, COLORED RED & MANUFACTURED FROM HIGH DENSITY POLYPROPYLENE. THE NOMINAL DIAMETER OF THE DUCT SHALL BE 107mm WITH A MINIMAL WALL THICKNESS OF 5mm. EACH LENGTH OF DUCT SHALL BE STAMPED WITH THE WORDS "PUBLIC LIGHTING", OR ALTERNATIVELY, "STREET LIGHTING", IN 18mm BLACK LETTERING AT 0 DEGREES, AT ONE METRE INTERVALS. DUCT SHALL BE LAID WITH THIS LEGEND FACING UPWARDS. DUCT SHALL BE LAID IN A STRAIGHT LINE CLOSE TO THE LINE OF THE COLUMN LOCATIONS & SHALL CONTAIN A CONTINUOUS DRAW WIRE OF 8KN STRENGTH. ALL DUCTS SHALL BE PROVEN WITH BRUSH AND MANDRILL. POLYPROPYLENE ROPED AND PLUGGED AND COMPLIANT WITH ET101 REQUIREMENTS RED DUCT SHALL BE USED FOR EXTERIORS LIGHTING CABLES.
 - A MINIMUM DEPTH OF 600mm COVER IS REQUIRED IN URBAN PATHWAYS & A MINIMUM OF 800mm COVER IS REQUIRED FOR GRASS MARGINS, PEDESTRIAN WAYS, LANEWAYS & GATEWAY ENTRANCES & A MINIMUM DEPTH OF 750mm IS REQUIRED AT ROAD CROSSINGS OR IN CARRIAGEWAYS.
 - ALL CABLE DRAW INSPECTION PITS SHALL BE OF DUCTILE IRON GALVANISED STEEL FRAME WITH FRAME OPENING OF 615mm x 615mm TO CONFORM TO EN124B125 MARKED "PUBLIC LIGHTING" OR TRAFFIC WITH M16 STAINLESS STEEL LOCKING BOLT. ALL CABLE DRAW INSPECTION PITS FOR USE ON CARRIAGEWAYS SHALL BE OF THE SAME DIMENSION AS ABOVE WITH HIGH STRENGTH ENGINEERING OR SITU CONCRETE. COVERS AND FRAMES SHALL BE APPROVED BY LICENSED BODY NSAI OR BRITISH STANDARDS INSTITUTE OF QUALITY ASSURANCE SERVICES.
 - ALL EQUIPMENT TO BE SUITABLY IP & IK RATED FOR THE ENVIRONMENT THEY ARE BEING INSTALLED.
 - LIGHT COLUMNS TO BE LOCATED AT BACK OF FOOTPATH IN RESIDENTIAL AREAS.
 - LIGHT COLUMN SETBACK SHALL BE 0.8M FROM KERB IN ACCORDANCE WITH BS5489-1 TABLE 2 & LOCAL COUNTY COUNCIL PUBLIC LIGHTING SPECIFICATION.
 - SITE LIGHTING CABLING TO TERMINATE IN SITE MINI PILLARS AS INDICATED.
 - PUBLIC LIGHTING COLUMNS TO BE CONSTRUCTED OF GALVANISED STEEL AND COMPLY WITH LOCAL COUNTY COUNCIL PUBLIC LIGHTING SPECIFICATION REQUIREMENTS & EN49 STANDARDS.

SCHEDULE OF SYMBOLS

- LUMINAIRE A (TRUCK YARDS)
OSQ H0, 4ME OPTIC, 45L, Q9, 3K
LAMP 24MDSA140030K Q9
POLE MOUNTED AT 6, 8 & 10M AFFL.
- LUMINAIRE B (CAR PARKS)
TRSA-02-200-6L30821W
LAMP 12u6L21W3K
POLE MOUNTED AT 6M AFFL.
- LUMINAIRE C (THROUGH ROADS)
TRMA-02-15015L308106
LAMP 32D15L106W30
POLE MOUNTED AT 10M AFFL.
- LUMINAIRE D (TRUCK YARDS)
OSQ H0, 4ME OPTIC, 45L, Q9, 3K
LAMP 24MDSA140030K Q9
WALL MOUNTED AT 6M AFFL.
- LUMINAIRE E (CAR PARKS)
TRSA-02-200-6L30821W
LAMP 12u6L21W3K
WALL MOUNTED AT 6M AFFL.
- SITE LIGHTING DUCT (1No. Ø110MM DUCT)
- MINI MICRO PILLAR



SITE PLAN
SCALE 1:750



REV	DESCRIPTION	DRN	ENG	APP	DATE
P9	ISSUED FOR CFI RESPONSE	ST	ST	NP	22/11/22
P8	REVISED TO SUIT UPDATED ARCH & LANDSCAPING	ST	ST	NP	17/11/22
P7	LIGHTING LAYOUT UPDATED TO SUIT NEW ARCH	ST	ST	NP	07/11/22
P6	ISSUED FOR FI RESPONSE	ST	ST	NP	08/09/22
P5	ARCH UPDATED REISSUED FOR PLANNING	ST	ST	NP	07/09/22
P4	ARCH UPDATED REISSUED FOR PLANNING	ST	ST	NP	24/08/22
P3	ISSUED FOR PLANNING	FB	ST	NP	04/04/22
P2	UPDATED ARCH LAYOUT/ISSUED FOR PLANNING	FB	ST	NP	30/03/22

PMEP
Penston MEP Consulting

HEALTH & SAFETY
ISO 45001:2018
NSAI Certified

QUALITY
ISO 9001:2015
NSAI Certified

1st Floor, Block A, Citywest Shopping Centre, D24
D: 01 2530710
E: info@pmp.ie

PROJECT	CLIENT	ARCHITECT	SCALE	SHEET SIZE	DRAWING No.	REV.
CALMOUNT RD - WAREHOUSING/ LOGISTICS, OFFICE AND CAFE / RESTAURANT DEVELOPMENT	BLACKWIN LIMITED	TOTR Architects	1:750@A1 1:1500@A3	A1	P048-PMEP-00-00-DR-E-01	P9