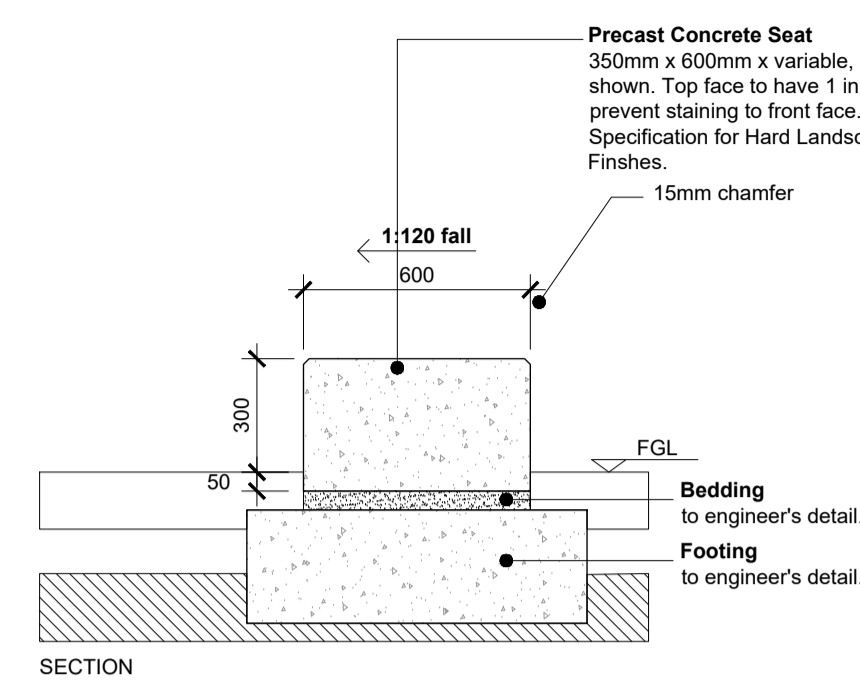


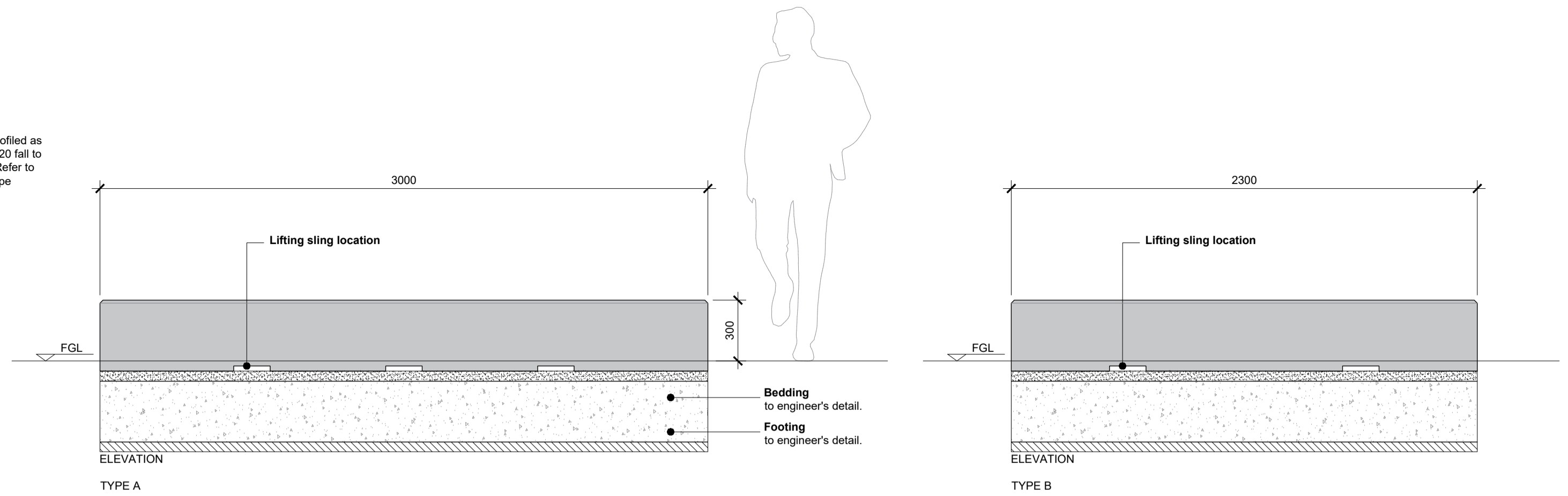
STAINLESS STEEL BICYCLE RACK

1
351

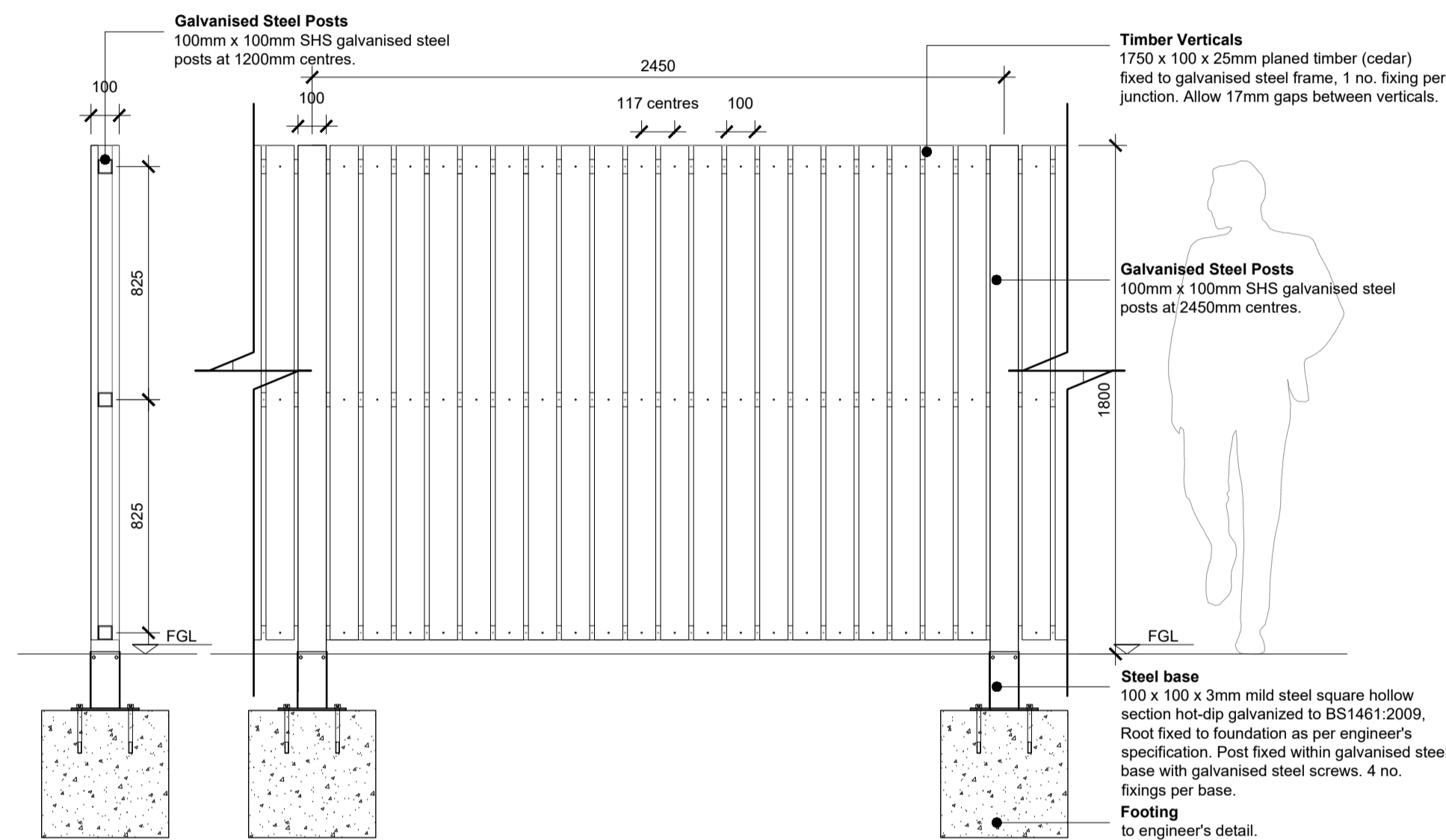


600mm WIDTH PRECAST CONCRETE SEAT

2
351

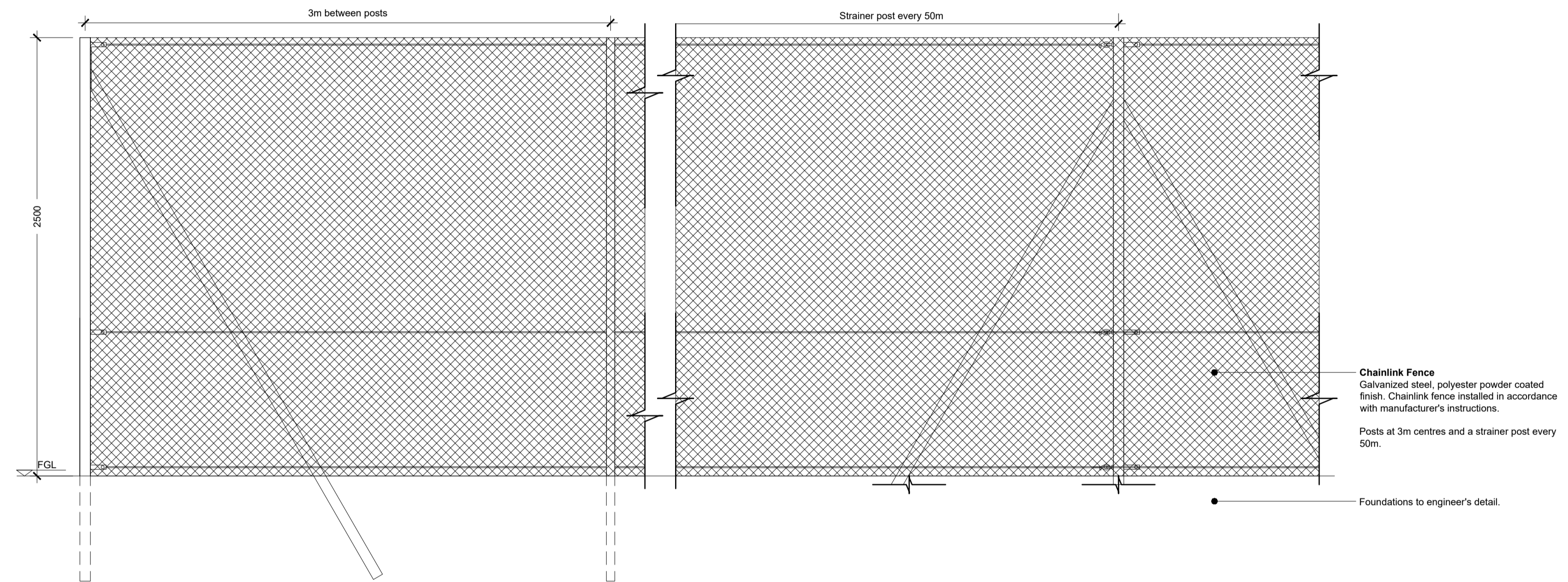


PLAN



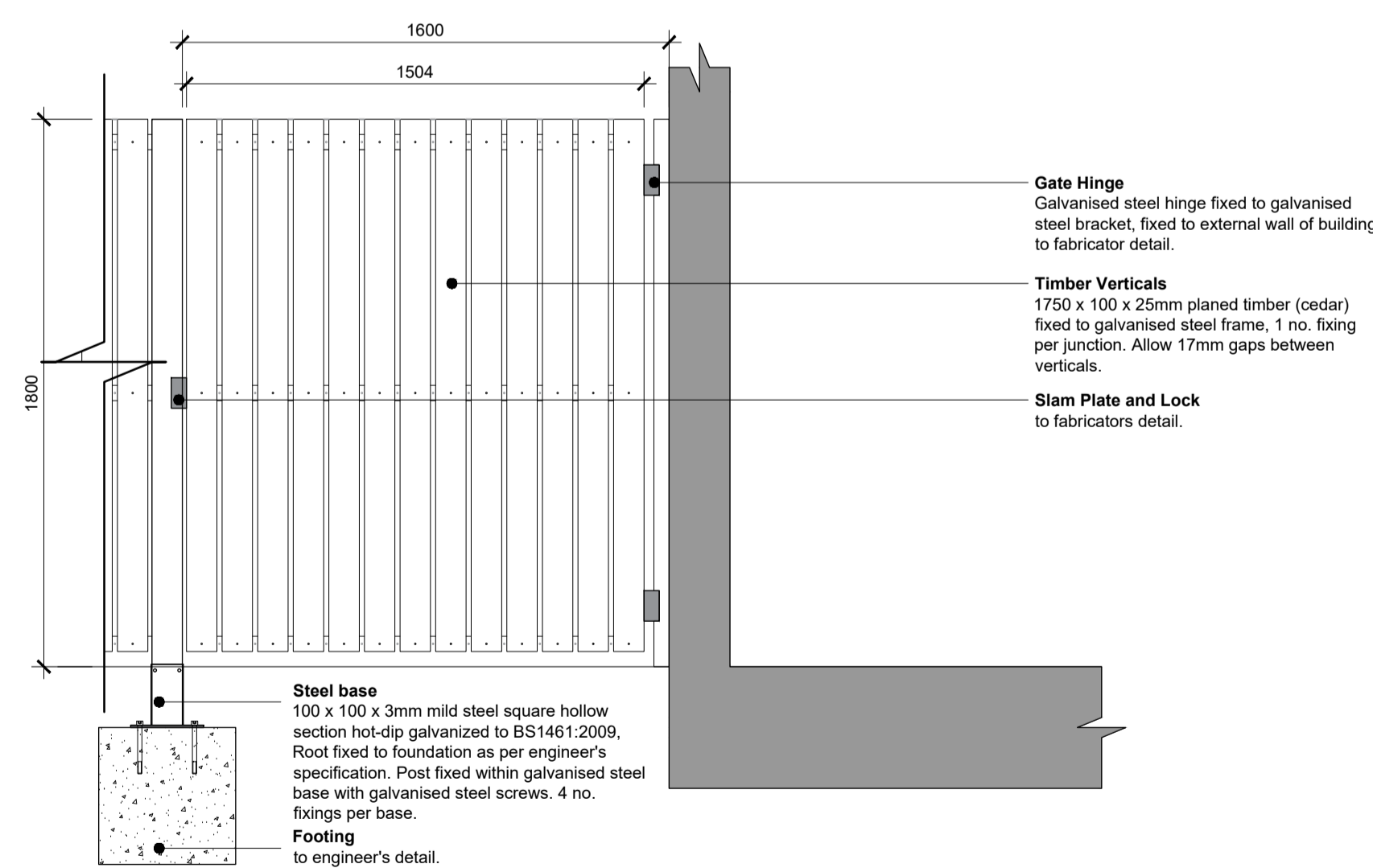
1.8M GALVANIZED STEEL POST AND TIMBER FENCE

3
351



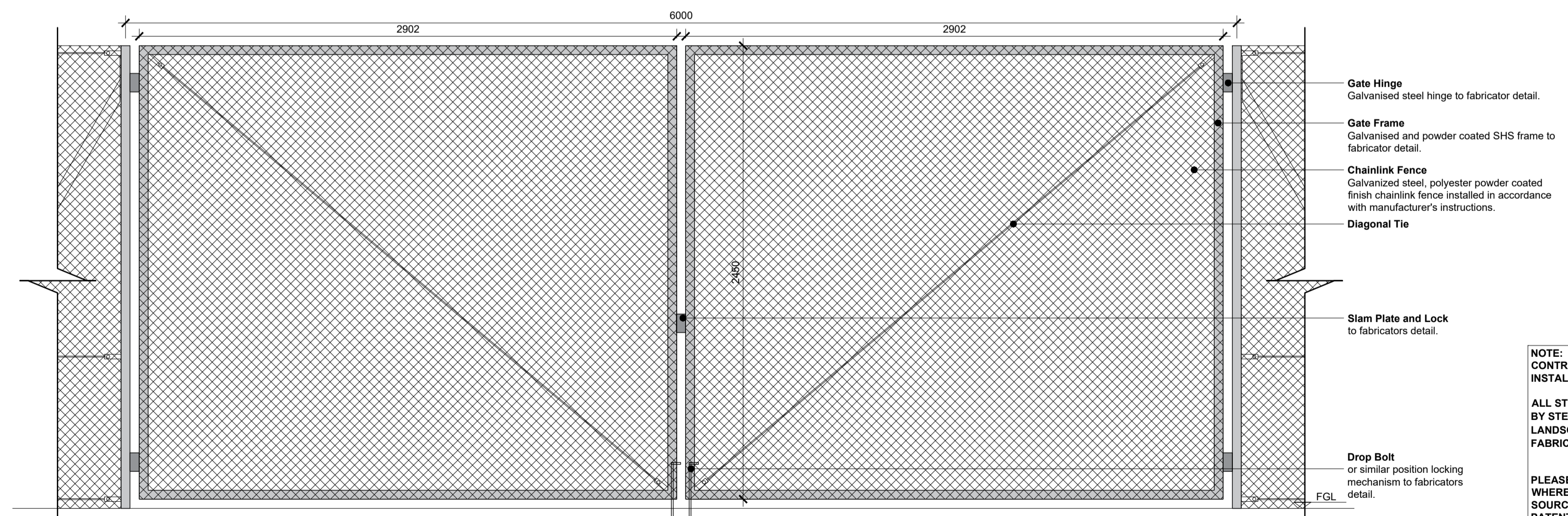
2.5M HEIGHT CHAINLINK FENCE

4
351



GATE TO 1.8M GALVANIZED STEEL POST AND TIMBER FENCE

5
351



VEHICULAR GATE TO 2.5M HEIGHT CHAINLINK FENCE

6
351

NOTE:
CONTRACTOR TO PROTECT ALL GALVANISED STEEL AFTER INSTALLATION.

ALL STEEL ELEMENTS SUBJECT TO FABRICATION DRAWINGS BY STEEL FABRICATOR TO BE SUBMITTED TO THE LANDSCAPE ARCHITECT FOR APPROVAL. STEEL TO BE FABRICATED TO ENSURE NO DEFLECTION OR WARPING.

PLEASE NOTE IN RELATION TO THIS TENDER DOCUMENT: WHERE REFERENCE IS MADE TO A PARTICULAR MAKE, SOURCE, PROCESS, STANDARD, TRADEMARK, TYPE OR PATENT THAT THIS IS NOT TO BE REGARDED AS A DE FACTO REQUIREMENT. IN ALL SUCH CASES IT SHOULD BE UNDERSTOOD THAT THE REFERENCE IN QUESTION IS ACCOMPANIED BY THE WORDS "OR EQUIVALENT".

This drawing is the copyright of the Landscape Architect. Unless otherwise stated all dimensions are in millimetres. Where dimensions are not given, drawings must not be scaled and the matter must be referred to the Landscape Architect. If the drawing includes conflicting details/dimensions the matter must be referred to the Landscape Architect. All dimensions must be checked on site. The Landscape Architect must be informed, by the Contractor, of any discrepancies before work proceeds.

NOTES:
Please note in relation to this tender document, where reference is made to a particular make, source, process, standard, trademark, type or patent that this is not to be regarded as a de facto requirement. In all such cases it should be understood that the reference in question is accompanied by the words "or equivalent".

For coordination of services refer to engineer's drawings for inspection chambers. Install inspection chamber access covers to finished landscape levels.

All steps and handrails to be fitted in accordance with section 1.1.3.5, 1.1.3.6 of TGD M 2010.

DATE	REV	DESCRIPTION	DRAWN BY	CHECKED BY
-	-	-	-	-
-	-	-	-	-
-	-	-	-	-
-	-	-	-	-

DERMOT FOLEY LANDSCAPE ARCHITECTS				
MALPAS STREET	BLACKPITTS	D08.D056	IRELAND	T+353 1 4565148
CLIENT: ETB DDL			WWW.DERMOTFOLEY.COM	
PROJECT: LUCAN COMMUNITY COLLEGE			ISSUE STATUS: TENDER	
DRAWING: HARD LANDSCAPE DETAILS 2			DRAWING NO.	REVISION
			Lu.01-DR-351	-
PROJECT NO	SCALE	SHEET SIZE	DRAWN BY	CHECKED BY
Lu.01	1:20	A1	df	df
				1st ISSUE
				27.09.2019
				NORTH