

PLANTING SPECIFICATIONS

PROPOSED TREE PLANTING

To be planted as rootballed stock in the first available planting season after construction. Stock size proposed is as shown and tree support shall be two softwood stakes @ 7.5cm diameter @ 230cm length and should be driven into the ground to knee-height with ties and horizontal cross support. Tree pit: 750x750x900mm dept.

GROUND PREPARATION

Soil levels to be raised by 30 cm across new planting areas except in areas where grass is to be retained and the area of ground that goes underneath the existing tree canopies. These areas should not have a change in soil level or be compacted by vehicles or the storage of materials. No removal or damage to existing vegetation should occur.

PROPOSED SHRUB PLANTING

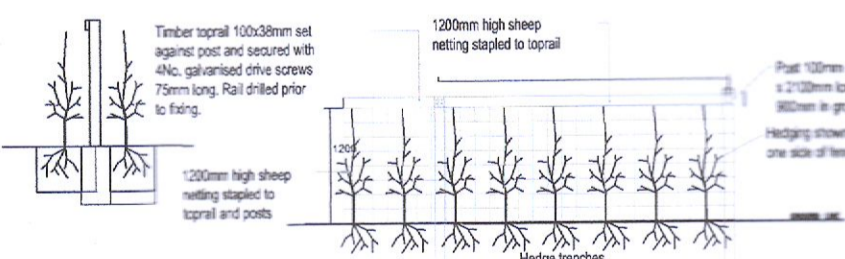
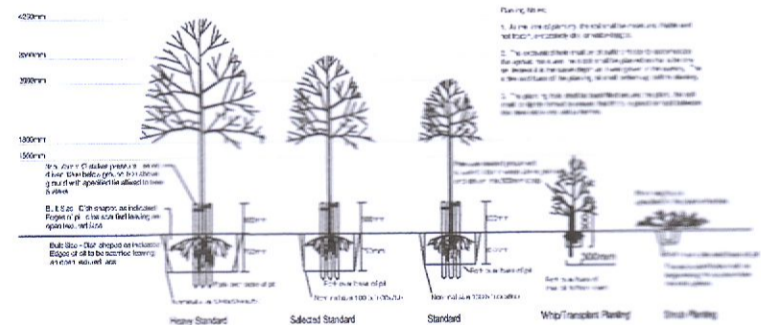
To be planted as container grown stock in the first available planting season after construction. Stock size/type and densities proposed are as shown below. Shrubs are to be planted in a minimum depth of 450mm of approved topsoil overlying clean subsoil previously broken up by the Main Contractor to alleviate any compaction. Area planted to be spread with 75mm deep of approved bark mulch.

PROPOSED HEDGE PLANTING

Native hedgerow planting to be notched planted 300mm apart in double staggered row at 450mm centres with plants of the same species in groups of 3 to 5 to be planted in the first available planting season after construction in a minimum 300mm depth of clean topsoil, with a minimum of 50mm approved bark mulch applied.

PROPOSED GRASS

Grass seed to be sown / turf to be laid on to min 150mm depth approved topsoil overlying clean subsoil previously broken up by the Main Contractor to alleviate any compaction. Sowing rates to grass seed manufacturer recommendations.



Tree & Shrub Planting Detail




Taxus baccata



Prunus cerasifera 'nigra'



Verbena



Viburnum tinus



Sorbus aria



Kompan Balance Posts with Rope NR08211



Kompan Robinia Stilts NR0806



EXISTING WALL & RAILING TO FRONT BOUNDARY TO BE RETAINED

ESB

2000

PROPOSED No. 21 VISITOR BIKE PARKING

PROPOSED No. 88 RESIDENT BIKE PARKING

NATURAL PLAY WITH MULCH FINISH

NATIVE HEDGEROW TO PROVIDE SCREENING ALONG BOUNDARY

EXISTING BOUNDARY FENCE TO BE RETAINED

TREE & SHRUB PLANTING

1.8M BOUNDARY WALL TO BE RETAINED

LANDSCAPE SPECIFICATIONS

HARD LANDSCAPE

- Existing Tarmac Path to be Retained
- Concrete Path: To the Engineers Specification and Details.
- Concrete Kerbing: To Engineers Specification and Detail.
- Private Amenity Space
- Proposed Porous Tarmac Surface
- PLAYGROUND SURFACE
- HARDWOOD TIMBER BENCH
- KOMPAN NATURAL PLAY EQUIPMENT
- EXISTING WALL & RAILING
- EXISTING PALADIN FENCE TO BE RETAINED
- EXISTING BLOCK WALL TO BE RETAINED
- SITE OUTLINE

Soft Landscape Planting Schedule

Existing Tree to be Retained

PROPOSED SEMI MATURE TREE PLANTING


- 7 no. *Sorbus aria*, 14-16cmg, 3 x tr., wrb, 4.5m h. min., 1.5m s.
- 3 no *Pyrus calleryana* Redspire 14-16cm girth
- 9 no *Betula Jacquemontii* (Multistem) 14-16cm girth, 3 xtr., wrb, 4m h. min.
- 12 no *Prunus Cerasifera Nigra* 14-16cm girth, 3 xtr., wrb, 4m h. min.
- 11 no. *Viburnum tinus*, 1.5-2m tall, cg.
- 11 no. *Magnolia stielata*, 1.5-2m tall, cg.

PROPOSED HEDGING

- Taxus baccata
- Crataegus monogyna mix, 5tr cg, 500mm h
- Grass: Greenfield GFI 820 No 2 Economy Lawn

PROPOSED SHRUB PLANTING


Shrub Planting Mtx 1	Species	Size/Spec	Density	Condition	
Proposed Shrub Planting	Hebe rakienis	30-40cm	5/m2	C5	
	Lavandula angustifolia	40-60(D)	4/m2	C5	
	Verbena bonariensis	40-60cm	5/m2	C5	
	Potentilla fruticosa Abbotswood	30-40cm	5/m2	C4	
	Geranium 'Johnsons Blue'	30-40cm	5/m2	C4	
Shrub Planting Mtx 2	Proposed Shrub Planting	Sedum spectabile	30-40cm	5/m2	C5
		Pittosporum tom thumb	30-40cm	5/m2	C4
		Geranium sanguineum	30-40cm	5/m2	C5
		Viburnum tinus	40-60cm	3/m2	C5



Pyrus calleryana



Lavandula & Pittosporum mix



Betula utilis Jacquemontii



Lavandula angustifolia

GENERAL NOTES -

** Do not scale from this drawing
** Use figured dimensions only
© This drawing is copyright. No part of this document may be re-produced or transmitted in any form or stored in any retrieval system from the copyright holder, except as agreed for use on a project, for which the document was originally issued.

Revision Description	Rev	Initial	Date	Revision Description	Rev	Initial	Date

CLIENT	Vincent Cosgrave	SCALE @ A1:	1:250	BLOCK / ZONE	
PROJECT	Retention Application at Larkfield House	SCALE @ A3:		JOB NO.	
DWG. TITLE	Landscape Plan	DRAWN BY:	JPC	CHECKED BY:	202228
		DATE:	October 2022	DRWG NO.	
		REVISION:		LP-001	



A1