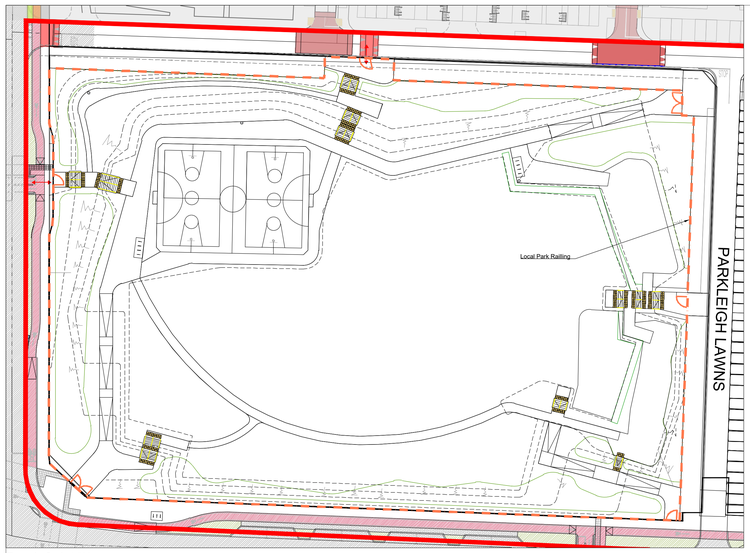

Zoom A - Scale 1:500

LEGEND

Site Boundary - Extent of works;

Wayleaves - Gas & Water;

BOUNDARIES TREATMENT

W1 - Boundary between Residential and Public Realm
Rendered Concrete Block Wall with PC concrete coping & Brick Piers +2.0m high; or similar and approved;

W2 - Rear House Garden Dividing Boundary
Timber Panel with Concrete Post; +1.8m high; or similar and approved;

W3_Rear House Garden Dividing Boundary with retaining elements
Timber Panel with concrete post. To include 300mm concrete board as retaining element; 1.8m high; or similar and approved;

W4_Front houses Rendered Concrete Block Wall - Retaining wall with 0.9m railing
Rendered retaining wall, less than 0.6m height, with 0.9m estate railing guarding.
Delta membrane as DPC to the rear of all retaining walls before backfilling; or similar and approved;

W5_Apartment Courtyard Railing
Steel Bar Railing, Powder-coated, Colour: Black; +1.8m high; or similar and approved with gate to match

W6_Front Houses and Duplexes Railing
Estate fence railing, 900mm high with horizontal bars; Colour: Black; or similar and approved;

W7_Local Park Railing
Low wall with heavy duty round bar, 16mm diam. galvanized and powder coated matt metal railing, Colour: Black, 1.8m high, Gates to match, or similar and approved;

W7.1_Steel Bar Gate
Double and single steel bar gate to match railing; Automation TBC

F1_Duplex Terrace - Composite panel fence (1.6m high)
Between Duplex properties for privacy. Supplier: Irish Fencing. Product: Composite timber fencing, dim.: height 1600mm, post size 100x100mm, board dim: 206x19/10mm. Color Dark Gray or similar and approved;

F2_Protective Fencing along existing Hedgerow
Chestnut Pale Fencing, 1.2m high; to protect existing vegetation within the pNHA;

Proposed Kerbs
refer to Eng's "Proposed pavement & kerbing details sheets" and specifications;

Note:
refer to drawing no.:
- 1738_PLC_P_00 for Masterplan;
- 1738_PLC_P_01.1 for Masterplan - 01/02;
- 1738_PLC_P_01.2 for Masterplan - 02/02;
- 1738_PLC_P_02.1 for Boundary Treatment Plan & Details | Residential Boundaries;
- 1738_PLC_P_02.2 for Boundary Treatment Plan & Details | Open Space Boundaries;
- 1738_PLC_P_03 for Play Areas;
- 1738_PLC_P_04.1 for Soft Landscape Plan - 01/02;
- 1738_PLC_P_04.2 for Soft Landscape Plan - 02/02;
- 1738_PLC_P_05 for Removed/Retained/Compensatory Planting Plan;
- 1738_PLC_D_01 for Soft Landscape and SuDS | Details;
- 1738_PLC_TPP_01 for Hedgerow &Tree Protection Plan;
- 1738_PLC_TPP_01.1 for Hedgerow & Tree Protection Plan Zoom Area;
- 1738_PLC_ExViews_01 for Pre Development Photos and Location Map.

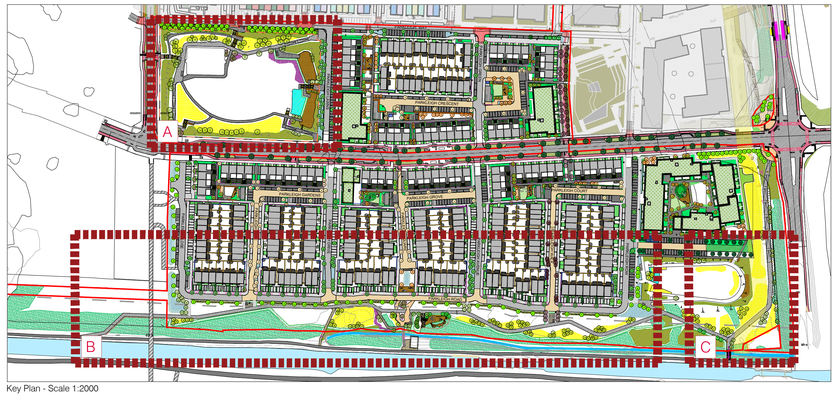

Key Plan - Scale 1:2000

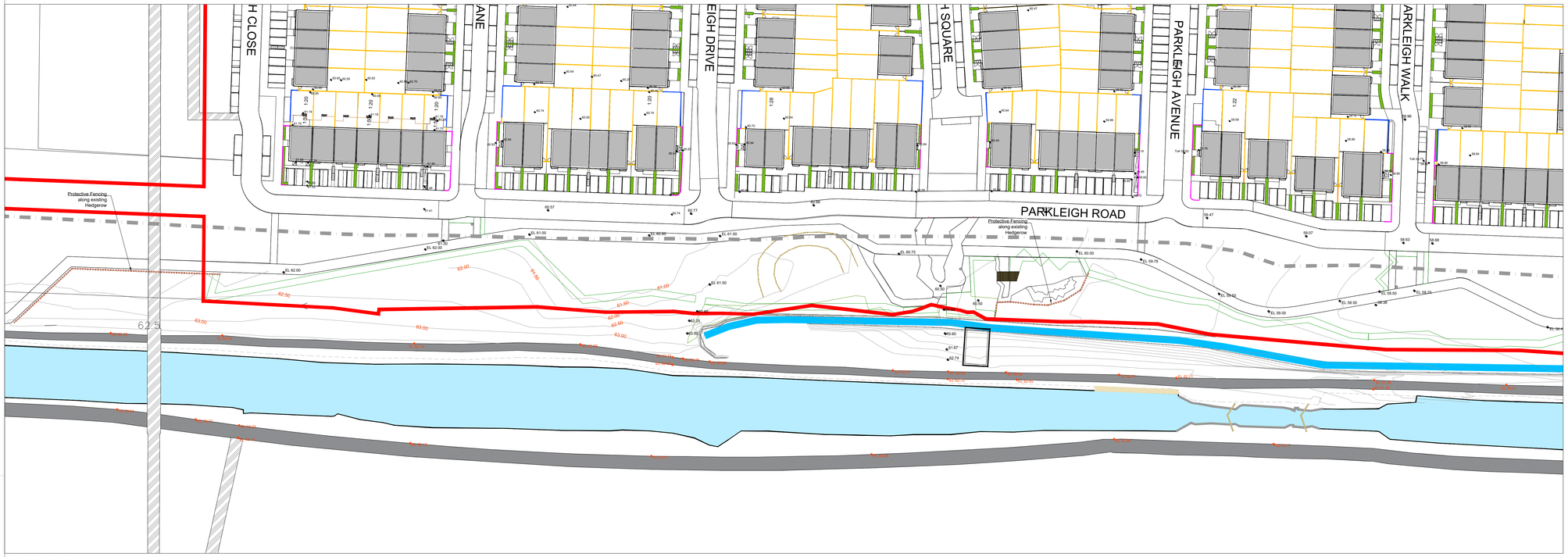

Zoom B - Scale 1:500

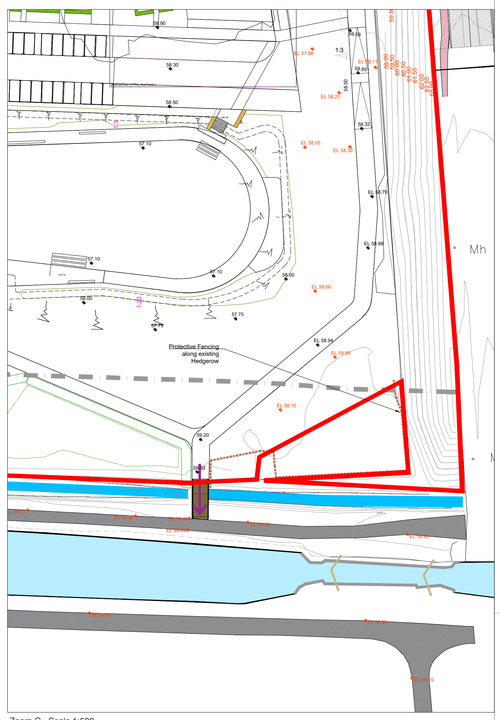

Zoom C - Scale 1:500

Chestnut Pale Fence
F2_Protective Fencing along existing Hedgerow - Typical Detail
Scale 1:20
D01 05.2

Masterplan Key Colour

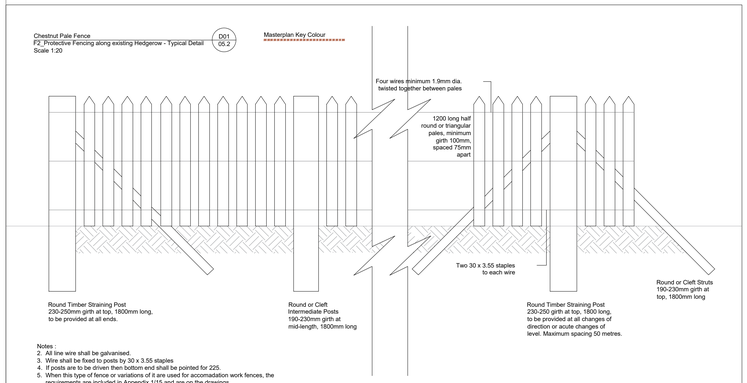

Notes :
2. All line wire shall be galvanised.
3. Wire shall be fixed to posts by 30 x 3.55 staples
4. If posts are to be driven then bottom end shall be pointed for 225.
5. When this type of fence or variations of it are used for accomadation work fences, the requirements are included in Appendix 1/15 and are on the drawings.
6. All dimensions are in millimeters.

Low Wall with Heavy Duty Round Bar Railing
W7_Local Park Railing - Typical Configuration
Scale 1:25
D02 05.2

Masterplan Key Colour

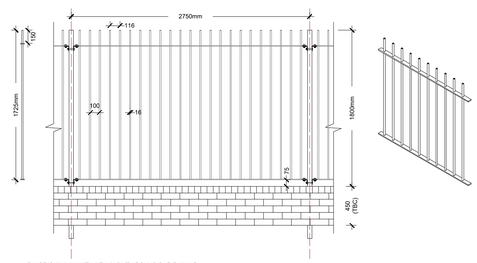

LOW BRICK WALL WITH HEAVY DUTY ROUND BAR RAILING

Railing
Post Size: 80 x 40mm
Height: 1800mm
Post Ctrs.: 2750mm
Infill Sizes: 16mm (16mm infill => 40 x 10mm Flat Rail)

Galvanised and powder coated matt; color: black
100mm Gap between bars

Notes:
All railings and RHS posts are to be of mildsteel as to BS 4-1, hot dipped galvanised as to BS EN ISO 1461 & with a polyester power coated black finish as to BS 6497. All fixings are to be of M10 bolts and permacone, anti-vandle proof.

Double Steel Bar Gate
Typical Configuration
Scale 1:25
D03 05.2

Masterplan Key Colour

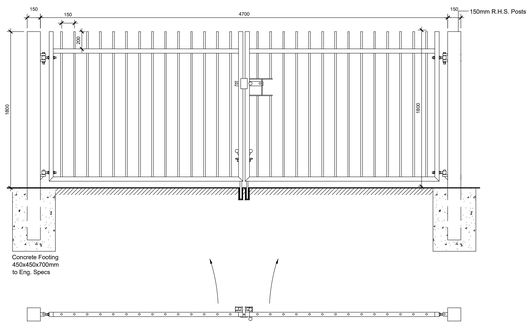

Single Steel Bar Gates
Typical Configuration
Scale 1:25
D04 05.2

Masterplan Key Colour

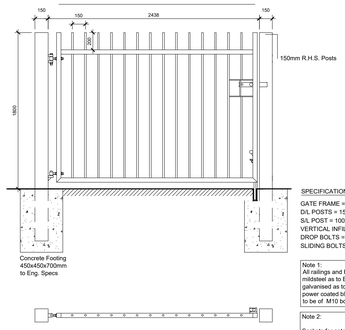

SPECIFICATION
GATE FRAME = 50x50x3 SHS
D/L POSTS = 150x150x5 SHS
S/L POST = 100x100x5 SHS
VERTICAL INFILL = Ø20mm BAR
DROP BOLTS = Ø20mm BAR
SLIDING BOLTS = 50x10 RSF

Note 1:
All railings and RHS posts are to be of mildsteel as to BS 4-1, hot dipped galvanised as to BS EN ISO 1461 & with a polyester power coated black finish as to BS 6497. All fixings are to be of M10 bolts and permacone, anti-vandle proof.

Note 2:
Sockets for gates need to be provided on the surface for both open and close positions.

1. This drawing is intended to show landscape architectural proposals only. Please refer to Architect's and Engineer's drawings for relevant details of buildings, structures, roads, parking, etc.
2. The copyright of this drawing is vested with Murray & Associates. This drawing may not be copied or reproduced without written consent.
3. All materials referred to on this drawing - including plant species - are indicative and subject to change following detailed site investigation. Significant changes, if any are required, will be referred to the relevant authority for agreement.
4. This drawing is not suitable for the tendering or construction purposes.
5. Discrepancies to be referred to Murray & Associates for clarification.

murray & associates
landscape architecture
16 The Seaport Building, 44-45 Clontarf Road, Dublin 3, D03 RF63
mail@murray-associates.com
www.murray-associates.com
+353 (01) 854 0090

REV	DATE	REVISION	DRAWN	CHECKED
0	17/11/22	Planning Compliance	FT/IS	MB

CLIENT
CAIRN HOMES

PROJECT TITLE
RESIDENTIAL DEVELOPMENT
CLONBURRIS

SHEET TITLE
Boundary Treatment Plan & Details
Open Space Boundaries

SHEET NO.: 1738_PLC_P_02.2
SHEET SIZE: A0
SCALE: AS SHOWN
REVISION: 0
STAGE: Planning Compliance
DATE: 17/11/22

Copyright Murray and Associates, 2022