LEGEND

- Site Boundary - Extent of works;
- Wayleaves - Gas & Water;

BOUNDARIES TREATMENT

- W1 - Boundary between Residential and Public Realm
  Rendered Concrete Block Wall with PC concrete coping & Brick Piers +2.0m high; or similar and approved;
- W2 - Rear House Garden Dividing Boundary
  Timber Panel with Concrete Post; +1.8m high; or similar and approved;
- W3_Rear House Garden Dividing Boundary with retaining elements
  Timber Panel with concrete post. To include 300mm concrete board as retaining element; 1.8m high; or similar and approved;
- W4_Front houses Rendered Concrete Block Wall - Retaining wall with 0.9m railing
  Rendered retaining wall, less than 0.6m height, with 0.9m estate railing guarding.
  Delta membrane as DPC to the rear of all retaining walls before backfilling; or similar and approved;
- W5_Apartment Courtyard Railing
  Steel Bar Railing, Powder-coated, Colour: Black; +1.8m high; or similar and approved with gate to match
- W6_Front Houses and Duplexes Railing
  Estate fence railing, 900mm high with horizontal bars; Colour: Black; or similar and approved;
- W7_Local Park Railing
  Low wall with heavy duty round bar, 16mm diam. galvanized and powder coated matt metal railing, Colour: Black, 1.8m high, Gates to match, or similar and approved;
- W7.1_Steel Bar Gate
  Double and single steel bar gate to match railling; Automation TBC
- F1_Duplex Terrace - Composite panel fence (1.6m high)
  Between Duplex properties for privacy. Supplier: Irish Fencing. Product: Composite timber fencing, dim.: height 1600mm, post size 100x100mm, board dim: 206x1910mm. Color Dark Gray or similar and approved;
- F2_Protective Fencing along existing Hedgerow
  Chestnut Pale Fencing, 1.2m high; to protect existing vegetation within the pMHA;
- Proposed Kerbs
  refer to Eng's "Proposed pavement & kerbing details sheets" and specifications;

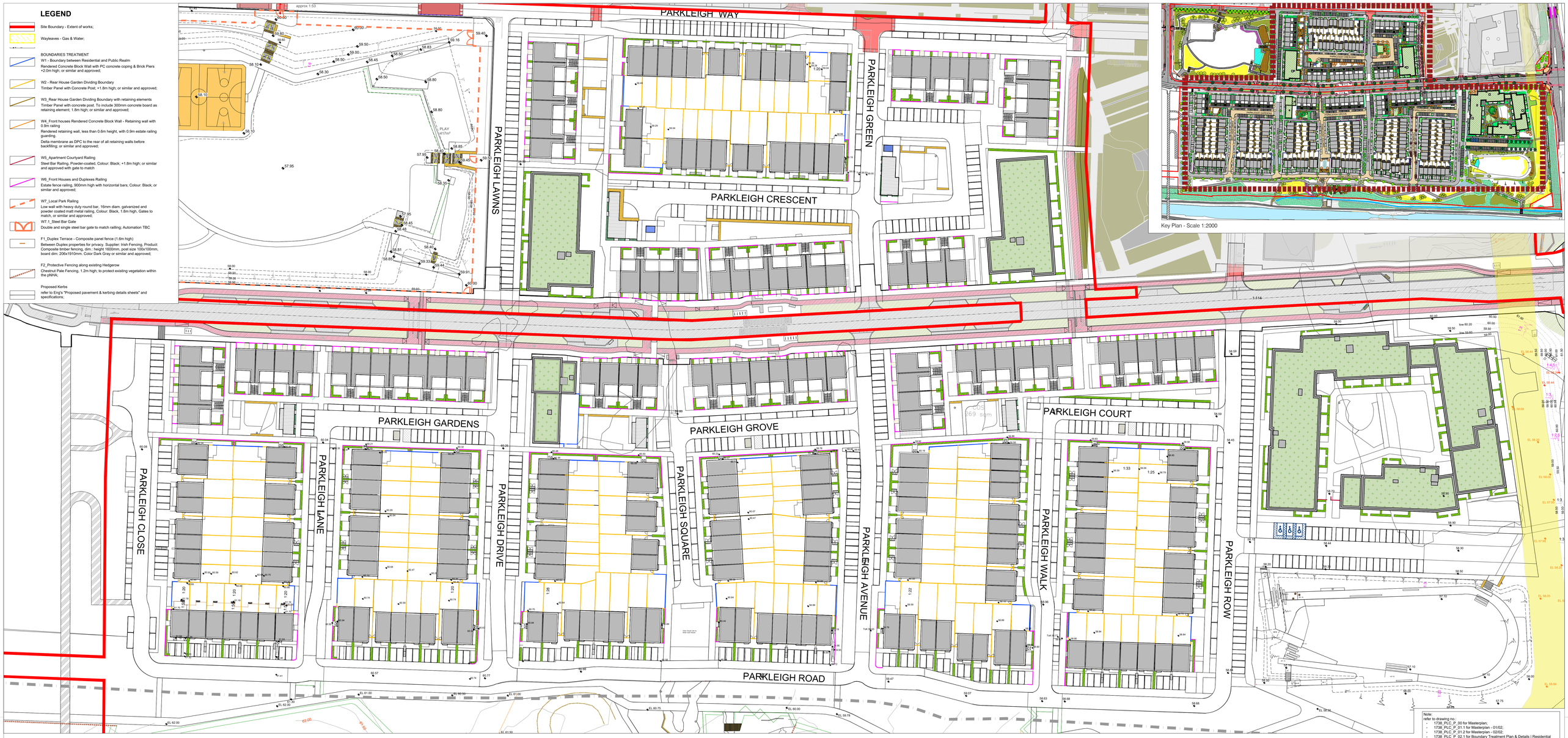

Boundary Plan - Scale 1:500

Note:
refer to drawing no.:

- 1738_PLC_P_00 for Masterplan;
- 1738_PLC_P_01.1 for Masterplan - 01/02;
- 1738_PLC_P_01.2 for Masterplan - 02/02;
- 1738_PLC_P_02.1 for Boundary Treatment Plan & Details | Residential Boundaries;
- 1738_PLC_P_02.2 for Boundary Treatment Plan & Details | Open Space Boundaries;
- 1738_PLC_P_03 for Play Areas;
- 1738_PLC_P_04.1 for Soft Landscape Plan - 01/02;
- 1738_PLC_P_04.2 for Soft Landscape Plan - 02/02;
- 1738_PLC_P_05 for Removed/Retained/Compensatory Planting Plan;
- 1738_PLC_D_01 for Soft Landscape and SuDS | Details;
- 1738_PLC_TPP_01 for Hedgerow &Tree Protection Plan;
- 1738_PLC_TPP_01.1 for Hedgerow & Tree Protection Plan Zoom Area;
- 1738_PLC_ExViews_01 for Pre-Development Photos and Location Map.

Note:
Please refer to DBFL Consulting Engineers, drawing no.:
CLB-1-90-SW-XXX-DR-DBFL-SE-3000, for future information about boundary treatment details.

1. This drawing is intended to show landscape architectural proposals only. Please refer to Architects and Engineer's drawings for relevant details of buildings, structures, roads, parking, etc.
2. The copyright of this drawing is vested with Murray & Associates. This drawing may not be copied or reproduced for another purpose without consent.
3. All materials selected to on this drawing - including plant species - are indicative and subject to change following detailed site investigation. Significant changes, if any, are required, will be referred to the relevant authority for agreement.
4. This drawing is not suitable for use for construction purposes.
5. Discrepancies to be referred to Murray & Associates for clarification.

D01 | 05.1 — Concrete block wall & Brick Pier detail
W1 - Boundary between Residential and Public Realm
Scale 1:20

Masterplan Key Colour

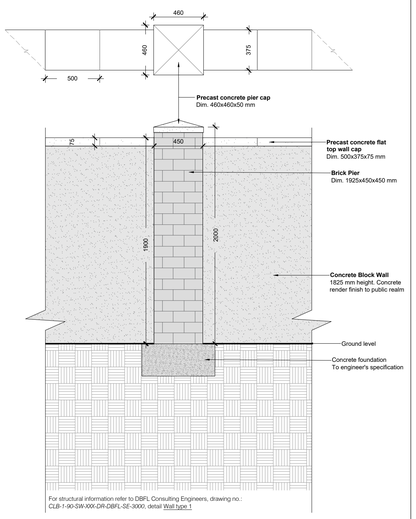

For structural information refer to DBFL Consulting Engineers, drawing no.:
CLB-1-90-SW-XXX-DR-DBFL-SE-3000, detail Wall type 1

D02 | 05.1 — Timber panel with concrete posts detail
W2 - Rear House Garden Dividing Boundary
Scale 1:20

Masterplan Key Colour

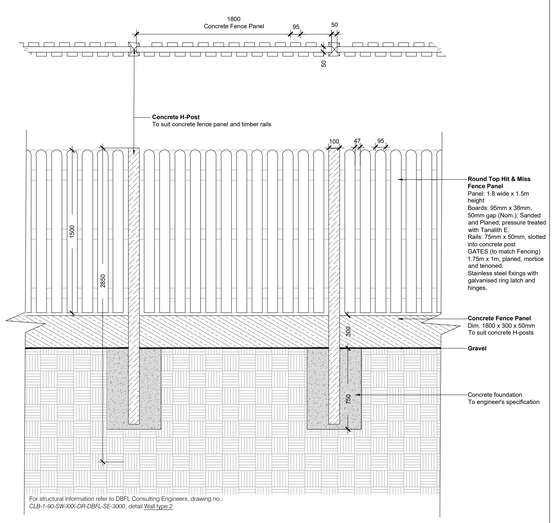

For structural information refer to DBFL Consulting Engineers, drawing no.:
CLB-1-90-SW-XXX-DR-DBFL-SE-3000, detail Wall type 2

D03 | 05.1 — Timber panel w/concrete posts and retaining elements
W3 - Rear House Garden Dividing Boundary
Scale 1:20

Masterplan Key Colour

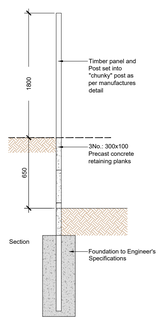

For structural information refer to DBFL Consulting Engineers, drawing no.:
CLB-1-90-SW-XXX-DR-DBFL-SE-3000, detail Wall type 3

D04 | 05.1 — Steel Bar Railing Detail
W5_Apartment Courtyard Railing
Scale 1:20

Masterplan Key Colour

Post Size (mm)	Height (mm)	Post Ctrs. (mm)	Available Infill Sizes (mm)	Notes: Rail Sizing	Notes: All size panels
80 x 40	1800	2250	20	20mm infill => 50 x 10mm Flat Rail	Galv/PPC finish 100mm Gap between bars

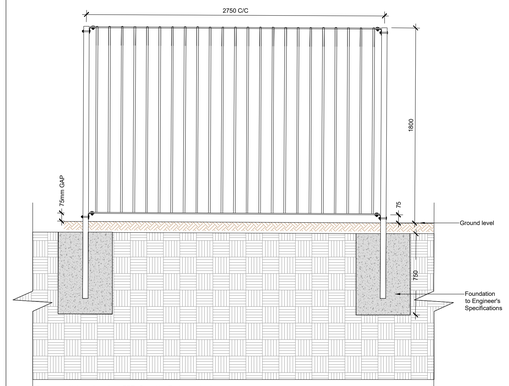

For structural information refer to DBFL Consulting Engineers, drawing no.:
CLB-1-90-SW-XXX-DR-DBFL-SE-3000, detail Wall type 5

D05 | 05.1 — Retaining Wall with 0.9m railing
W4 - Front Houses Rendered Concrete Block Wall
Scale 1:25

Masterplan Key Colour

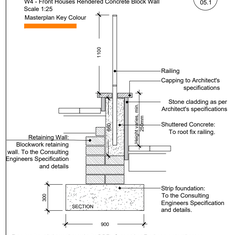

For structural information refer to DBFL Consulting Engineers, drawing no.:
CLB-1-90-SW-XXX-DR-DBFL-SE-3000, detail Wall type 4

D06 | 05.1 — Estate fence Detail
W6_Front Houses and Duplexes Railing
Scale 1:20

Masterplan Key Colour

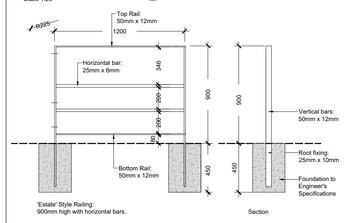

For structural information refer to DBFL Consulting Engineers, drawing no.:
CLB-1-90-SW-XXX-DR-DBFL-SE-3000, detail Wall type 6

D07 | 05.1 — Composite Panel System Detail
F1_Duplex_Partitions at back to back heating pumps
Scale 1:25

Masterplan Key Colour

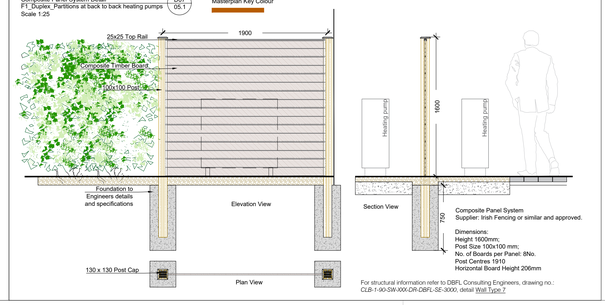

Composite Panel System
Supplier: Irish Fencing or similar and approved.

Dimensions:
Height 1600mm;
Post Size 100x100mm;
No. of Boards per Panel: 8No.
Post Centres 1910
Horizontal Board Height 206mm

For structural information refer to DBFL Consulting Engineers, drawing no.:
CLB-1-90-SW-XXX-DR-DBFL-SE-3000, detail Wall Type 7

murray & associates
landscape architecture
16 The Seaport Building, 44-45 Clondalkin Road, Dublin 3, D03 RF63
mail@murray-associates.com
www.murray-associates.com
+353 (01) 854 0090

REV	DATE	REVISION	DRAWN	CHECKED
0	17/11/22	Planning Compliance	FT/IS	MB

CLIENT
CAIRN HOMES

PROJECT TITLE
RESIDENTIAL DEVELOPMENT
CLONBURRIS

SHEET TITLE
Boundary Treatment Plan & Details
Residential Boundaries

SHEET NO.	SHEET SIZE
1738_PLC_P_02.1	A0
SCALE	REVISION
AS SHOWN	0
STAGE	DATE
Planning Compliance	17/11/22

Copyright Murray and Associates, 2022