

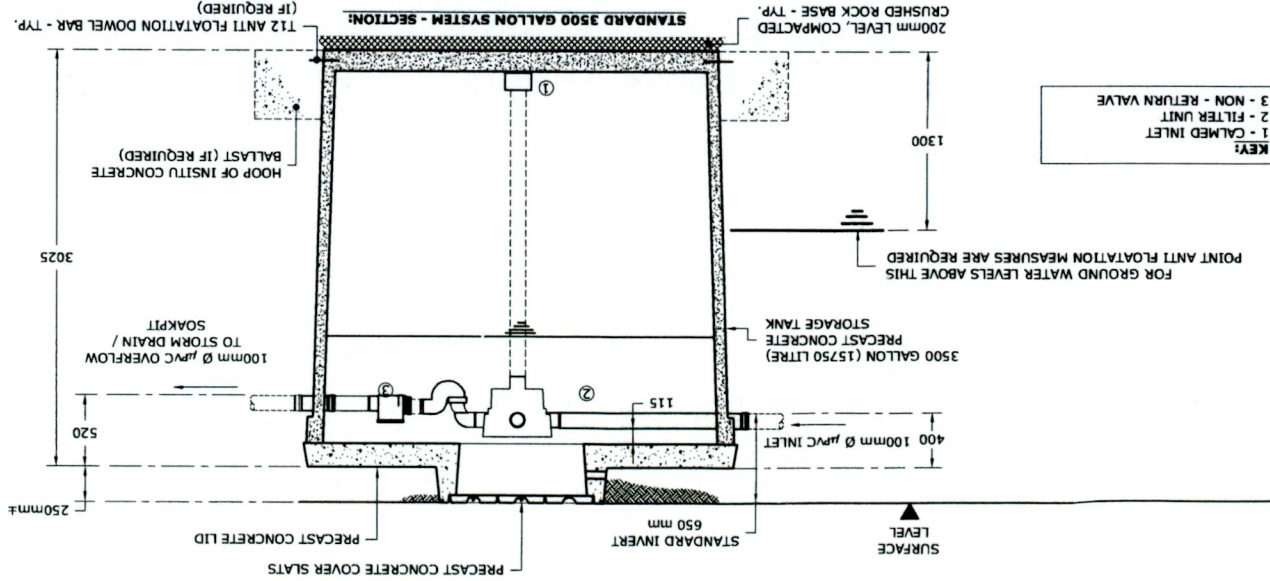
**DRAWING TITLE:**

GENERAL LAYOUT - STANDARD 3500 GALLON  
RAINFATER HARVESTING SYSTEM

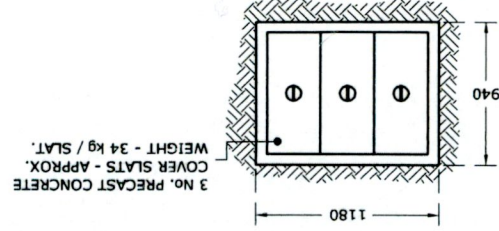
Drawn By: T. Armstrong

Date: 30/04/09

Revision: E



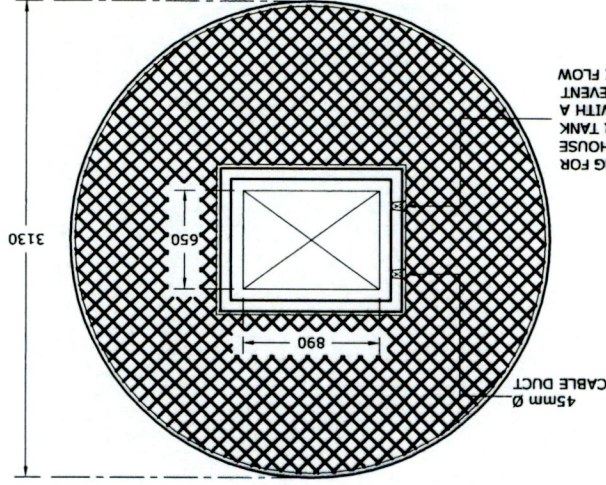
PLAN VIEW - MANHOLE ACCESS OPENING.



UNIT WEIGHTS:  
TANK: 7.0 t  
LID: 3.4 t  
SLAT: 34 kg

45mm Ø OPENING FOR RISING MAIN TO HOUSE FEED TO HEADER TANK  
NOTE: FEED TO HEADER TANK SHOULD BE FITTED WITH A NON-RETURNED VALVE TO PREVENT BACK FLOW

PLAN VIEW - PRECAST CONCRETE LID.



PLAN VIEW - PRECAST CONCRETE STORAGE TANK.

