





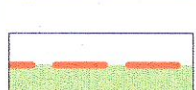
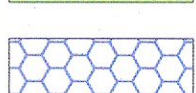








This drawing is to be read in conjunction with the respective arboricultural schedules and reports relevant to this project.

Where contradictions between this drawing and any other design information becomes apparent, the respective authors should be contacted immediately.

It is the responsibility of the main site contractor to check and verify all information and measurements onsite and confirm prior to the commencement of works, and to ensure that all site operatives work in accordance with respective arboricultural reports and BS5837:2012, Trees in relation to design, demolition and construction.

- BS5837:2012 Tree Categorisation**
-  **Category A**  
Trees of high quality with an estimated remaining life expectancy of at least 40 years
  -  **Category B**  
Trees of moderate quality with an estimated life expectancy of at least 20 years
  -  **Category C**  
Trees of low quality with an estimated life expectancy of at least 10 years, or young trees with a stem diameter below 150mm
  -  **Category U**  
Those in such a condition that they cannot realistically be retained as living trees in the context of the current land use for longer than 10 years

- Key**
-  **Root Protection Areas**  
The minimum area around a tree deemed to contain sufficient roots and rooting volume to maintain the trees viability.
  -  **Tree, Shrub or Hedgerow Group.**
  - T2**  
Reference Number for Tree, Group or Hedgerow.
  -  **Tree Protection Zone - Protective fencing to be installed as per Specification. Designated Construction Exclusion Zone.**
  -  **Area of new hard standing within tree RPAs.**  
Cellular confinement system to be installed above existing ground level. Temporary ground protection to be installed during construction.
  -  **Area of temporary ground protection required during construction.**
  -  **Area of existing hard standing to be retained.**  
No excavation works beyond existing sub base layer
  -  **Existing building to be retained.**
  -  **Drainage runs to be installed within tree RPAs.**  
Special method of installation required or alternative location must be found.
  -  **Proposed wall to be constructed within tree RPA using helical piles and an above ground beam.**
  -  **Site boundary.**



Revision	Date	Description

Title: <b>Tree Protection Plan</b>		
Project: <b>Scholarstown House</b>		
Client: <b>Emmaville Ltd.</b>		
Date: Oct 2022	Scale: 1:250 @ A1	Status: Planning
Drawn by: CMCC	Dwg ref: 210505-P-12	Rev: -
Checked by: CMCC		

**CHARLES MCCORKELL**  
ARBORICULTURAL CONSULTANCY

T: 085 843 7015 / E: charles@cmarbor.com / W: www.cmarbor.com

