












LEGEND

-  BUILDINGS ON NEIGHBOURING PROPERTIES
-  GREEN AREAS ON NEIGHBOURING PROPERTIES
-  HARD SURFACES ON NEIGHBOURING PROPERTIES VEHICLE AND PEDESTRIAN
-  GREENERY - TREES AND SHRUBS
-  SITE BOUNDARY
-  ENTRANCE TO BUILDING
-  PERMEABLE SURFACE AREA
-  HARD SURFACES (OTHER)
-  EXISTING STRUCTURE

P01	24.10.2022	ISSUED FOR PLANNING
NO.	DATE REVISED	DESCRIPTION OF REVISION

CLIENT:
NIALL COX
 18 OWENDORE CRESCENT
 RATHFARNAM, DUBLIN 14

PROJECT NAME AND ADDRESS:
DOMESTIC HOUSE EXTENSION & ALTERATIONS, @ 18 OWENDORE CRESCENT
 18 OWENDORE CRESCENT, RATHFARNAM, DUBLIN 14

ARCHITECT:
NAANarchitects
 17 Glenalua Road, Killiney,
 Co. Dublin,
 tel.: +353 (0) 861779777
 e-mail: info@naanarchitects.com

DRAWING TITLE:
EXISTING SITE LAYOUT PLAN

DRAWING NO.
128-02-02

SCALE & FORMAT: 1:400 @A3	DATE: 24.10.2022
REVISION: P01	PROJECT STATUS: PLANNING

PLANNING APPLICATION