

26 Oct 2022
22075/ER

South Dublin County Council,
c/o Module,
1st Floor,
2 Chapel Hill,
Lucan,
Co. Dublin.

NRB Consulting Engineers Ltd
1st Floor
Apollo Building
Dundrum Road
Dundrum
Dublin 14

+353 1 292 1941
info@nrb.ie
www.nrb.ie

Dear Sir/Madam,

PAINTWORLD WALKINSTOWN – TRAFFIC/ROADS ISSUES – BASED ON PREVIOUS SDCC REQUEST FOR FURTHER INFORMATION (REF SD/22A/0017)

We have reviewed a previous SDCC Request for Further Information (Reg Ref SD22A/0017) in relation to this site, and this NRB Report is prepared in respect of matters raised therein (Item 5(a), 5(b), 5(c) & 5(e) of this previous RFI). The relevant extract from the original RFI is included below as **Figure 1** for ease of reference, with our response set out hereunder to be read in conjunction with the attached drawing(s).

It should be noted that in preparing this submission we commissioned a ~4 Day Automated Tube Counter (ATC) Traffic Volume and Speed survey of the adjacent road at the location of the proposed access. The output is attached and confirms that the 85%ile traffic speed ('Design Speed') in the critical direction is 43km/h.

5. SDCC's Roads Department requests that the applicant submit the following information:
- (a) Accurate plans demonstrating the provision of a visibility splay of 2.4m x 45m in both directions from the entrance. Sightlines should be shown to the near side edge of the road to the right hand side of entrance and to the centreline of the road to the left hand side of the entrance (when exiting).
 - (b) The applicant is requested to clarify if the laneway is to be used for any vehicles. If so, they may submit a revised layout of not less than 1:200 scale showing details of right-turning movement provision to/from the access laneway.
 - (c) A car parking strategy for the proposed development justifying the proposed car parking provision. Mobility Impaired Parking and EV charging spaces should also be provided. Please refer to the SDCC County Development Plan 2016-2022. Any details of the expected nature of the commercial units should be submitted in the context of assessing parking provision.
 - (d) A swept path analysis (i.e. Autotrack) showing how cars can safely access and egress the parking spaces.
 - (e) A revised layout to include details of measures to prevent illegal/inappropriate on-street parking to the front of the commercial units (on Ballymount Road).
 - (f) A swept path analysis (i.e. Autotrack) confirming that larger vehicles such as refuse trucks/fire engines will have sufficient access to the site.



Figure 1 – RFI Extract, Item 5.

Previous RFI, Item 5(a) Response

Please see attached accurate annotated plans demonstrating the provision of a visibility splay of 2.4m x 45m to the LHS Centreline as requested, together with a RHS sightline and visibility envelope encompassing the entire approach from Walkinstown Roundabout.

Previous RFI, Item 5(b) Response

The referenced laneway is we believe outside the Red Line of the planning application. Notwithstanding, based on our observation this is very lightly trafficked laneway indeed, and the observed traffic volumes using this laneway do not justify dedicated right turn facilities. Provision of dedicated right turn lanes or facilities also have the effect of increasing road widths, with associated increased crossing times for vulnerable users and also have the knock-on effect of increasing traffic speeds.

Previous RFI, Item 5(c) Response

The enclosed drawing provides for both EV and Mobility Impaired Parking, clearly illustrated.

With respect to car parking quantum, the specifically referenced SDCC Development Plan 2016-2022 sets out the Car Parking requirements in Table 11.23 for the commercial elements and Table 11.24 for the Residential Elements. With the high-quality bus service available at the site on the Walkinstown Roundabout the site is within Zone 2 for assessment purposes. The Tables set out the Maximum Parking provision for various land uses, and extracts are included below for ease of reference.

CATEGORY	LAND USE	ZONE 1	ZONE 2
Retail and retail Service	Café	1 per 15 sqm GFA	1 per 20 sqm GFA
	Restaurant		
	Bar	1 per 30 sqm	1 per 40 sqm
	Club ¹⁰		
	Retail Convenience	1 per 15 sqm	1 per 25 sqm
	Retail Comparison	1 per 25 sqm	1 per 35 sqm
	Retail Warehousing	1 per 50 sqm	1 per 50 sqm
	Vehicle Service Station	1 per 250 GFA	1 per 250 GFA

Figure 2 – Extract Table 11.23 SDCC Development Plan

DWELLING TYPE	NO. OF BEDROOMS	ZONE 1	ZONE 2
Apartment	1 Bed	1 space	0.75 space
	2 bed	1.25 space	1 space
	3 bed+	1.5 spaces	1.25 space
House	1 Bed	1 space	1 space
	2 Bed	1.5 space	1.25
	3+ bed	2 space	1.5

Figure 3 – Extract Table 11.24 SDCC Development Plan

The proposed development consists of:

- 5 x 1-Bed Apartments (incl. 1 Studio Apt),
- 5 x 2-Bed Apartments,
- This results in a **Maximum** Provision of 8.75 car parking spaces for the residential elements of the scheme.
- The ground floor consists of a commercial element, (of c.240m² GFA) assumed to be comparison retailing, commensurate with the existing use for paint sales. This results in a Maximum Provision of 6.8 Car parking spaces for the Retail Unit.
- The above gives a **Total Maximum Car Parking Provision** of 15 spaces in accordance with the SDCC Development Plan 2016-2022.

The proposed development provides 5No. parking spaces, and this is considered appropriate in consideration of the sustainable location adjacent the Walkinstown roundabout at the conflux of several existing and future high quality bus routes and services and being within an expanding residential area.




Previous RFI, Item 5(e) Response

The Applicant in this case has provided a parking and landscaping layout within the red line of the application which is in many way self-regulating in terms of parking control, with the use of planting reinforcing the dedicated nature of the parking area.

It is difficult for the applicant to implement parking restrictions on lands which are outside the control of the 1st Party or on public lands. Notwithstanding, the enclosed drawing shows how Double Yellow Lines accompanied by an adjusted kerb line could be introduced locally to further control and restrict inappropriate parking on Ballymount Road along the frontage, which could be achieved through agreement with SDCC.

Please do not hesitate to contact the undersigned if you have any queries in relation to the above and the attached.

Yours sincerely,



Eoin Reynolds
Chartered Engineer
Director

Enclosures:

Appendix 1 – Traffic Speed & Volume Survey Data.

Appendix 2 – NRB Drawings (PA-001, and PA-002).



TRAFFINOMICS LIMITED

"PAINTWORLD" WALKINSTOWN TRAFFIC COUNT/SPEED SURVEY
AUTOMATIC TRAFFIC COUNT

SUMMARY

SITE 01

WEEK COMMENCING: Tuesday 23 August 2022
TRA/22/193

LOCATION: Ballymount Road Lower @ "Paintworld" (Goolge Maps Ref: 53.317129, -6.334208)

SPEED SURVEY SUMMARY:

EASTBOUND	85% Speed = 37.62 km/h, 95% Speed = 42.39 km/h, Median = 24.84 km/h	Maximum = 93.3 km/h, Minimum = 2.2 km/h, Mean = 24.5 km/h
WESTBOUND	85% Speed = 42.66 km/h, 95% Speed = 46.89 km/h, Median = 35.82 km/h	Maximum = 107.3 km/h, Minimum = 0.5 km/h, Mean = 34.7 km/h

VOLUMETRIC VEHICLE COUNTS:

Direction	Time	Tuesday 23 August 2022	Wednesday 24 August 2022	Thursday 25 August 2022	Friday 26 August 2022	Saturday 27 August 2022	Sunday 28 August 2022	Monday 29 August 2022	No. Vehicles	7 day Mean
EASTBOUND	07-19	5873	5960	5945	5782	4415	3070	5860	36905	5272
WESTBOUND	07-19	6804	6772	6702	6818	4898	3575	8617	42186	6027
EASTBOUND	00-00	7138	7226	7148	7134	5475	4184	6979	45284	6469
WESTBOUND	00-00	8325	8332	8261	8444	6126	4648	7988	52124	7446

PEAK FLOW SUMMARY:

Peak	AM	IP	PM
Most Frequent Peak Hour	0900	1200	1600
Average Vehicles per Peak Hour	419	511	492

Traffinomics Limited for
NRB Consulting Engineers

TRAFFINOMICS LIMITED

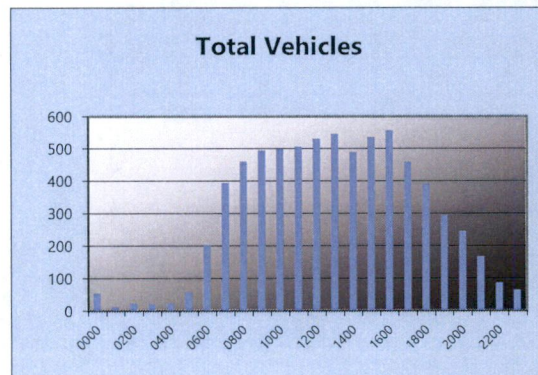
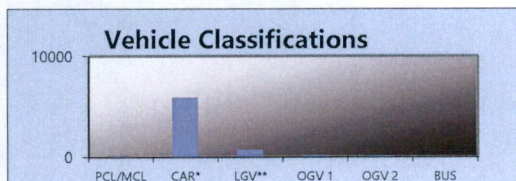
**"PAINTWORLD" WALKINSTOWN TRAFFIC COUNT/SPEED SURVEY
AUTOMATIC TRAFFIC COUNT**

**Tuesday 23 August 2022
TRA/22/193**

**SITE 01
EASTBOUND**

TIME	PCL/MCL	CAR*	LGV**	OGV 1	OGV 2	BUS	TOTAL	PCU
0000	4	47	1	2	1	0	55	54
0100	0	13	1	0	0	0	14	14
0200	6	12	2	2	1	1	24	23
0300	0	15	4	0	3	0	22	26
0400	1	15	2	3	2	0	23	26
0500	0	38	11	10	0	0	59	64
0600	8	142	30	19	4	1	204	213
0700	11	303	65	10	5	1	395	399
0800	6	359	76	7	10	3	461	476
0900	3	367	96	12	15	2	495	520
1000	5	405	54	14	16	6	500	530
1100	5	411	74	10	5	2	507	517
1200	10	454	52	10	5	1	532	537
1300	5	458	52	14	16	1	546	571
1400	11	392	56	9	10	12	490	511
1500	10	455	40	15	14	2	536	556
1600	14	493	22	13	9	7	558	572
1700	7	409	16	9	12	7	460	482
1800	14	336	23	11	5	4	393	398
1900	7	264	23	2	1	0	297	294
2000	8	226	9	2	2	0	247	244
2100	0	154	12	2	0	0	168	169
2200	2	79	5	1	0	0	87	86
2300	1	62	1	1	0	0	65	65
07-19	101	4842	626	134	122	48	5873	6066
06-22	124	5628	700	159	129	49	6789	6986
06-00	127	5769	706	161	129	49	6941	7137
00-00	138	5909	727	178	136	50	7138	7343

Peaks	Time	Vehicles	PCU's
AM	0900	495	520.1
IP	1300	546	570.8
PM	1600	558	572



TRAFFINOMICS LIMITED

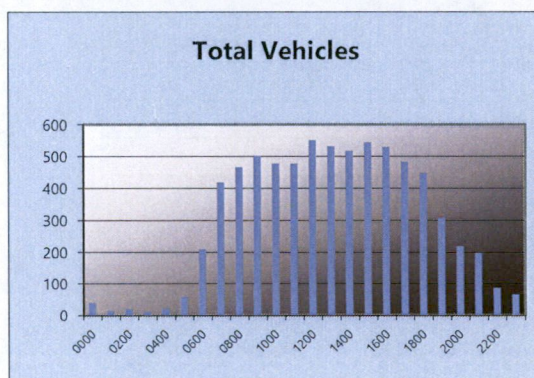
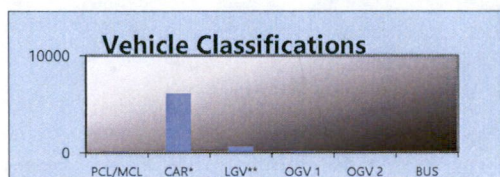
**"PAINTWORLD" WALKINSTOWN TRAFFIC COUNT/SPEED SURVEY
AUTOMATIC TRAFFIC COUNT**

**Wednesday 24 August 2022
TRA/22/193**

**SITE 01
EASTBOUND**

TIME	PCL/MCL	CAR*	LGV**	OGV 1	OGV 2	BUS	TOTAL	PCU
0000	7	32	1	0	0	0	40	34
0100	2	12	2	0	0	0	16	14
0200	4	16	2	0	0	0	22	19
0300	1	8	2	0	1	0	12	13
0400	1	16	3	2	1	0	23	25
0500	2	40	12	5	1	0	60	62
0600	11	160	32	5	3	0	211	209
0700	7	319	65	15	8	5	419	436
0800	7	364	72	15	8	1	467	480
0900	2	400	70	15	11	5	503	528
1000	2	381	68	13	10	4	478	500
1100	5	401	52	8	6	7	479	494
1200	4	491	35	6	7	9	552	570
1300	2	450	38	17	15	11	533	570
1400	9	442	41	7	10	10	519	538
1500	8	459	49	12	11	6	545	565
1600	9	473	22	12	13	2	531	549
1700	9	436	15	5	9	10	484	501
1800	12	392	27	6	8	5	450	459
1900	9	269	23	4	4	0	309	309
2000	10	195	10	2	2	1	220	217
2100	12	172	11	1	3	0	199	194
2200	1	79	6	1	0	0	87	87
2300	3	61	2	1	0	0	67	65
07-19	76	5008	554	131	116	75	5960	6191
06-22	118	5804	630	143	128	76	6899	7119
06-00	122	5944	638	145	128	76	7053	7270
00-00	139	6068	660	152	131	76	7226	7437

Peaks	Time	Vehicles	PCU's
AM	0900	503	528.2
IP	1200	552	570.4
PM	1600	531	548.7



TRAFFINOMICS LIMITED

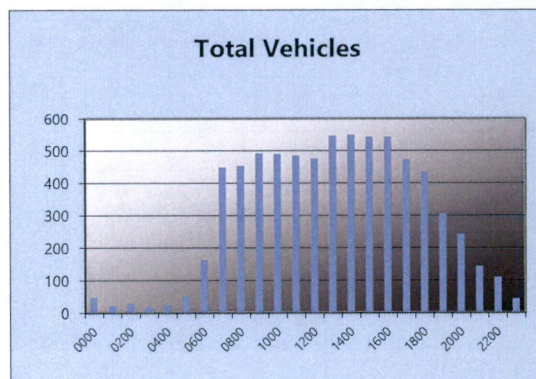
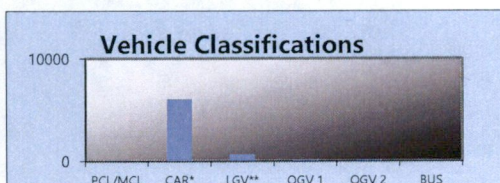
**"PAINTWORLD" WALKINSTOWN TRAFFIC COUNT/SPEED SURVEY
AUTOMATIC TRAFFIC COUNT**

**Thursday 25 August 2022
TRA/22/193**

**SITE 01
EASTBOUND**

TIME	PCL/MCL	CAR*	LGV**	OGV 1	OGV 2	BUS	TOTAL	PCU
0000	6	37	0	3	1	0	47	45
0100	0	20	1	0	0	0	21	21
0200	2	21	2	1	4	0	30	34
0300	0	16	1	0	1	0	18	19
0400	0	19	2	2	2	0	25	29
0500	0	35	11	4	2	0	52	57
0600	8	116	30	7	2	0	163	163
0700	5	347	78	11	6	2	449	460
0800	5	356	67	9	11	6	454	475
0900	5	387	70	11	13	7	493	518
1000	7	402	55	11	8	8	491	509
1100	3	418	37	10	6	12	486	508
1200	5	407	44	10	8	3	477	491
1300	3	481	33	12	11	7	547	572
1400	8	461	53	11	13	4	550	570
1500	7	460	44	13	13	7	544	569
1600	12	472	32	10	16	2	544	562
1700	10	432	17	5	4	6	474	480
1800	7	384	25	7	8	5	436	449
1900	4	273	22	3	2	1	305	307
2000	3	225	16	0	0	0	244	242
2100	5	131	4	3	1	0	144	143
2200	0	100	10	1	0	0	111	112
2300	1	38	3	1	0	0	43	43
07-19	77	5007	555	120	117	69	5945	6165
06-22	97	5752	627	133	122	70	6801	7019
06-00	98	5890	640	135	122	70	6955	7173
00-00	106	6038	657	145	132	70	7148	7377

Peaks	Time	Vehicles	PCU's
AM	0900	493	518.4
IP	1400	550	571.9
PM	1600	544	562.2



Traffinomics Limited for
NRB Consulting Engineers

TRAFFINOMICS LIMITED

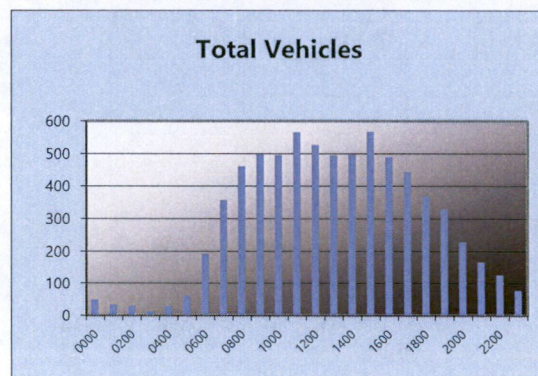
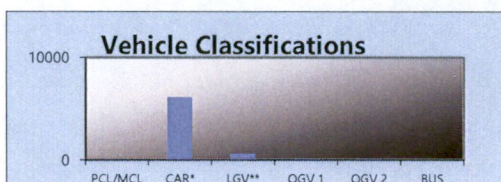
**"PAINTWORLD" WALKINSTOWN TRAFFIC COUNT/SPEED SURVEY
AUTOMATIC TRAFFIC COUNT**

**Friday 26 August 2022
TRA/22/193**

**SITE 01
EASTBOUND**

TIME	PCL/MCL	CAR*	LGV**	OGV 1	OGV 2	BUS	TOTAL	PCU
0000	6	43	1	1	0	0	51	47
0100	2	30	3	0	0	0	35	33
0200	2	24	5	1	0	0	32	31
0300	0	10	2	0	1	0	13	14
0400	2	22	4	2	1	0	31	32
0500	2	41	13	6	1	0	63	66
0600	4	146	30	10	3	1	194	201
0700	7	275	55	7	8	5	357	370
0800	5	354	77	11	9	6	462	481
0900	2	409	57	10	10	12	500	528
1000	4	410	60	6	7	10	497	516
1100	6	482	51	7	13	8	567	591
1200	2	470	28	13	9	6	528	551
1300	2	449	25	6	11	3	496	515
1400	3	435	36	10	7	7	498	517
1500	10	506	23	13	14	3	569	589
1600	1	450	20	10	3	7	491	506
1700	8	393	21	11	8	5	446	461
1800	9	332	24	2	3	1	371	370
1900	8	288	28	2	3	1	330	330
2000	4	199	20	5	1	1	230	232
2100	2	148	15	3	0	0	168	168
2200	2	116	7	1	1	0	127	127
2300	2	69	4	1	2	0	78	80
07-19	59	4965	477	106	102	73	5782	5993
06-22	77	5746	570	126	109	76	6704	6923
06-00	81	5931	581	128	112	76	6909	7130
00-00	95	6101	609	138	115	76	7134	7353

Peaks	Time	Vehicles	PCU's
AM	0900	500	528.4
IP	1200	528	550.6
PM	1600	491	506.1



TRAFFINOMICS LIMITED

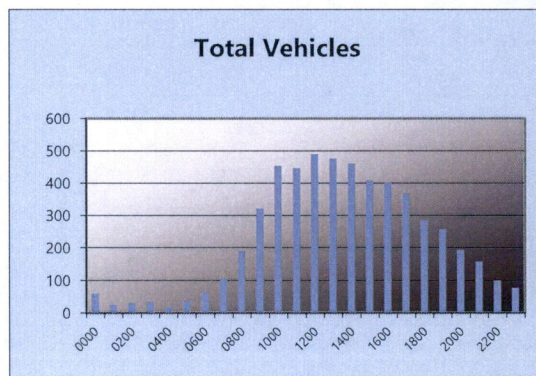
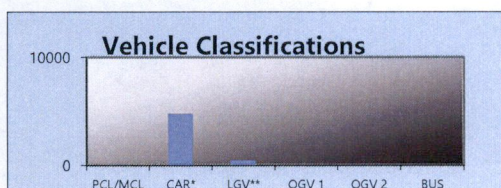
**"PAINTWORLD" WALKINSTOWN TRAFFIC COUNT/SPEED SURVEY
AUTOMATIC TRAFFIC COUNT**

**Saturday 27 August 2022
TRA/22/193**

**SITE 01
EASTBOUND**

TIME	PCL/MCL	CAR*	LGV**	OGV 1	OGV 2	BUS	TOTAL	PCU
0000	7	53	0	0	0	0	60	54
0100	0	25	1	0	0	0	26	26
0200	1	27	1	1	1	0	31	32
0300	2	32	0	0	1	0	35	35
0400	1	14	2	0	1	0	18	19
0500	1	24	8	2	2	0	37	40
0600	1	48	11	5	1	0	66	69
0700	3	68	29	5	2	0	107	110
0800	2	149	34	3	3	0	191	195
0900	6	248	59	3	7	0	323	329
1000	7	395	37	6	7	2	454	463
1100	7	395	27	7	7	4	447	458
1200	9	440	22	7	6	6	490	500
1300	9	418	34	6	5	5	477	484
1400	8	416	25	1	10	1	461	469
1500	2	365	27	5	6	3	408	420
1600	6	363	26	1	6	1	403	408
1700	2	331	25	8	2	1	369	375
1800	1	258	18	5	3	0	285	291
1900	6	240	11	0	1	0	258	255
2000	4	178	10	3	0	0	195	193
2100	1	144	9	3	1	0	158	160
2200	1	88	8	1	0	1	99	100
2300	0	72	4	1	0	0	77	78
07-19	62	3846	363	57	64	23	4415	4500
06-22	74	4456	404	68	67	23	5092	5177
06-00	75	4616	416	70	67	24	5268	5354
00-00	87	4791	428	73	72	24	5475	5560

Peaks	Time	Vehicles	PCU's
AM	0900	323	328.8
IP	1200	490	500.1
PM	1600	403	407.5



Traffinomics Limited for
NRB Consulting Engineers

TRAFFINOMICS LIMITED

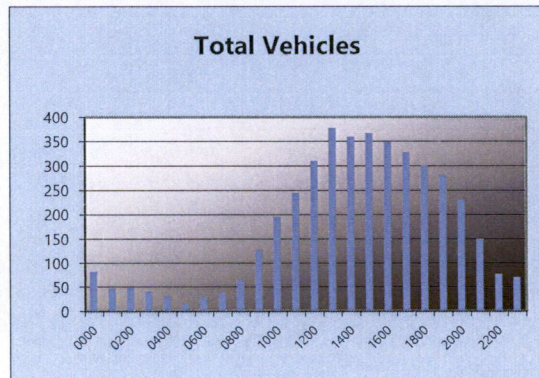
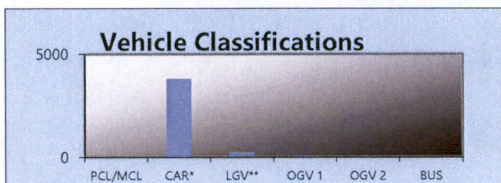
**"PAINTWORLD" WALKINSTOWN TRAFFIC COUNT/SPEED SURVEY
AUTOMATIC TRAFFIC COUNT**

**Sunday 28 August 2022
TRA/22/193**

**SITE 01
EASTBOUND**

TIME	PCL/MCL	CAR*	LGV**	OGV 1	OGV 2	BUS	TOTAL	PCU
0000	1	79	2	1	0	0	83	83
0100	0	44	3	0	0	0	47	47
0200	1	44	3	2	0	0	50	50
0300	1	38	3	0	0	0	42	41
0400	0	28	2	3	0	0	33	35
0500	0	15	1	0	0	0	16	16
0600	0	28	2	0	0	0	30	30
0700	1	32	3	2	0	0	38	38
0800	1	58	4	2	0	1	66	67
0900	3	113	7	4	1	0	128	129
1000	3	175	14	3	1	0	196	196
1100	1	219	17	5	3	0	245	251
1200	1	279	22	4	4	1	311	318
1300	3	341	20	6	7	1	378	389
1400	1	327	24	2	6	0	360	368
1500	3	333	22	5	3	1	367	372
1600	7	317	14	5	7	0	350	356
1700	5	299	13	3	8	1	329	338
1800	2	277	15	3	5	0	302	308
1900	4	264	9	3	2	0	282	283
2000	1	211	14	4	1	0	231	234
2100	1	138	9	1	0	2	151	153
2200	1	74	2	1	0	0	78	78
2300	1	62	4	3	1	0	71	73
07-19	31	2770	175	44	45	5	3070	3131
06-22	37	3411	209	52	48	7	3764	3830
06-00	39	3547	215	56	49	7	3913	3981
00-00	42	3795	229	62	49	7	4184	4252

Peaks	Time	Vehicles	PCU's
AM	0900	128	128.9
IP	1300	378	388.7
PM	1600	350	356



Traffinomics Limited for
NRB Consulting Engineers

TRAFFINOMICS LIMITED

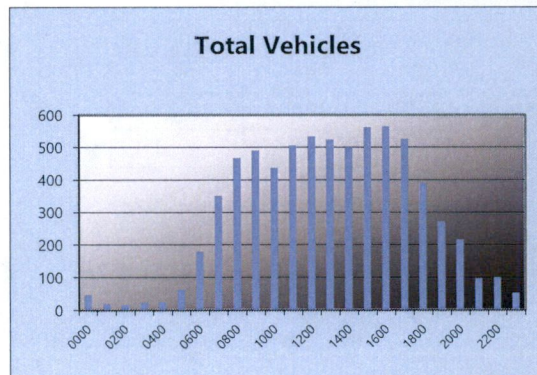

**"PAINTWORLD" WALKINSTOWN TRAFFIC COUNT/SPEED SURVEY
AUTOMATIC TRAFFIC COUNT**

**Monday 29 August 2022
TRA/22/193**

**SITE 01
EASTBOUND**

TIME	PCL/MCL	CAR*	LGV**	OGV 1	OGV 2	BUS	TOTAL	PCU
0000	4	41	3	0	0	0	48	45
0100	3	17	0	0	0	0	20	18
0200	0	12	3	0	1	0	16	17
0300	2	15	4	2	1	0	24	25
0400	2	16	4	4	1	0	27	29
0500	2	33	12	16	2	0	65	74
0600	5	126	32	13	4	0	180	188
0700	6	256	70	11	7	2	352	364
0800	10	368	63	11	11	5	468	485
0900	8	381	65	12	8	17	491	518
1000	3	330	74	12	16	3	438	465
1100	6	422	55	11	7	6	507	523
1200	4	452	55	8	7	8	534	552
1300	9	444	47	9	10	6	525	541
1400	4	432	41	6	13	5	501	523
1500	13	472	49	7	11	10	562	579
1600	12	493	23	10	14	13	565	592
1700	13	469	22	8	10	4	526	537
1800	7	348	20	3	10	3	391	403
1900	4	248	17	1	2	0	272	272
2000	6	198	9	1	2	1	217	216
2100	4	82	9	2	0	0	97	95
2200	4	89	5	2	0	0	100	98
2300	1	47	4	1	0	0	53	53
07-19	95	4867	584	108	124	82	5860	6081
06-22	114	5521	651	125	132	83	6626	6852
06-00	119	5657	660	128	132	83	6779	7002
00-00	132	5791	686	150	137	83	6979	7210

Peaks	Time	Vehicles	PCU's
AM	0900	491	518
IP	1200	534	551.9
PM	1600	565	591.6



Traffinomics Limited for
NRB Consulting Engineers

TRAFFINOMICS LIMITED

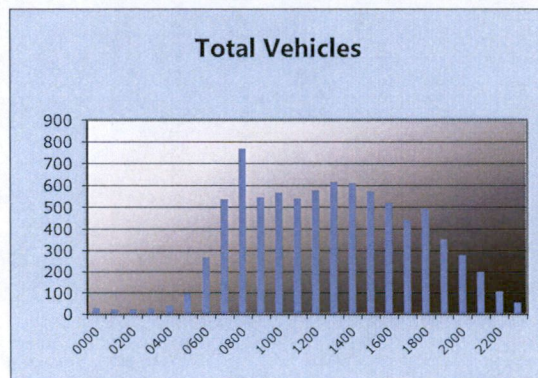
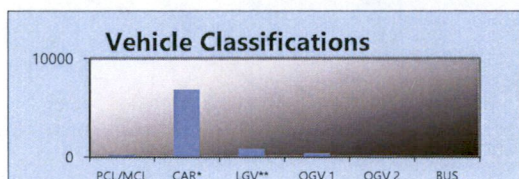
**"PAINTWORLD" WALKINSTOWN TRAFFIC COUNT/SPEED SURVEY
AUTOMATIC TRAFFIC COUNT**

**Tuesday 23 August 2022
TRA/22/193**

**SITE 01
WESTBOUND**

TIME	PCL/MCL	CAR*	LGV**	OGV 1	OGV 2	BUS	TOTAL	PCU
0000	0	22	3	4	1	0	30	33
0100	0	17	4	2	0	0	23	24
0200	2	17	2	3	0	0	24	24
0300	1	20	3	4	0	0	28	29
0400	4	34	3	3	1	0	45	45
0500	11	68	10	8	2	0	99	97
0600	14	193	28	26	8	1	270	283
0700	28	414	47	40	7	1	537	545
0800	27	616	72	40	10	5	770	786
0900	9	417	72	40	6	3	547	571
1000	10	447	75	27	5	4	568	584
1100	7	422	80	22	6	3	540	556
1200	8	470	70	20	8	3	579	596
1300	13	519	62	17	6	1	618	625
1400	11	493	82	19	4	2	611	619
1500	10	475	67	16	3	2	573	579
1600	10	465	38	6	4	0	523	523
1700	22	386	31	3	2	0	444	431
1800	11	446	27	7	3	0	494	493
1900	7	308	23	15	1	0	354	357
2000	7	239	7	24	4	0	281	293
2100	4	158	17	16	5	1	201	213
2200	1	91	5	9	1	1	108	114
2300	0	50	0	7	1	0	58	63
07-19	166	5570	723	257	64	24	6804	6907
06-22	198	6468	798	338	82	26	7910	8053
06-00	199	6609	803	354	84	27	8076	8230
00-00	217	6787	828	378	88	27	8325	8482

Peaks	Time	Vehicles	PCU's
AM	0800	770	786.4
IP	1300	618	624.9
PM	1600	523	523.2



TRAFFINOMICS LIMITED

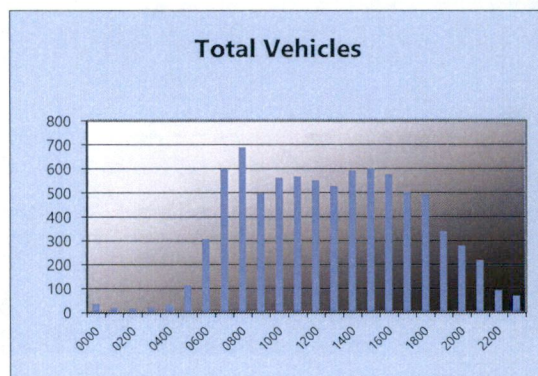
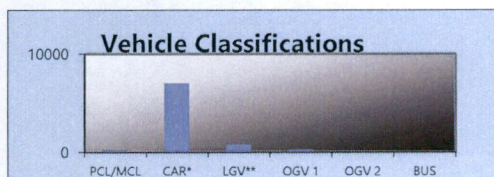
**"PAINTWORLD" WALKINSTOWN TRAFFIC COUNT/SPEED SURVEY
AUTOMATIC TRAFFIC COUNT**

**Wednesday 24 August 2022
TRA/22/193**

**SITE 01
WESTBOUND**

TIME	PCL/MCL	CAR*	LGV**	OGV 1	OGV 2	BUS	TOTAL	PCU
0000	0	30	1	6	0	0	37	40
0100	0	18	1	1	1	0	21	23
0200	1	17	0	1	0	0	19	19
0300	2	11	4	2	3	0	22	25
0400	4	24	3	3	0	0	34	32
0500	9	91	9	4	1	0	114	110
0600	16	236	36	19	2	0	309	308
0700	18	484	72	21	6	0	601	605
0800	28	562	68	22	8	2	690	691
0900	9	408	63	14	2	2	498	502
1000	7	440	83	24	6	3	563	580
1100	9	467	73	14	5	0	568	574
1200	17	464	64	6	0	1	552	542
1300	13	469	35	6	2	4	529	528
1400	7	506	55	17	4	4	593	605
1500	14	510	62	11	5	0	602	603
1600	8	514	41	7	7	1	578	585
1700	26	447	25	5	0	0	503	485
1800	13	437	31	13	0	1	495	492
1900	3	297	22	17	2	0	341	350
2000	3	259	9	7	3	1	282	288
2100	5	179	15	16	4	0	219	228
2200	1	81	6	4	1	0	93	96
2300	2	60	2	5	0	0	69	70
07-19	169	5708	672	160	45	18	6772	6793
06-22	196	6679	754	219	56	19	7923	7968
06-00	199	6820	762	228	57	19	8085	8133
00-00	215	7011	780	245	62	19	8332	8382

Peaks	Time	Vehicles	PCU's
AM	0800	690	691
IP	1400	593	605.1
PM	1600	578	585.2



Traffinomics Limited for
NRB Consulting Engineers

TRAFFINOMICS LIMITED

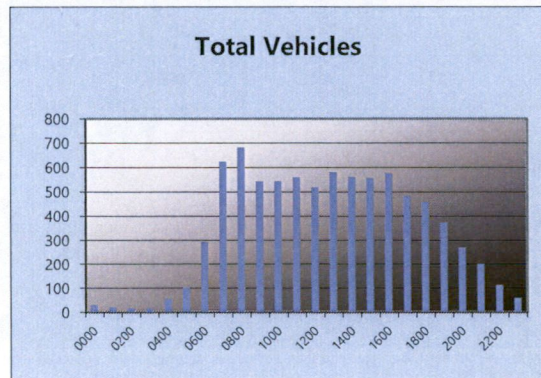
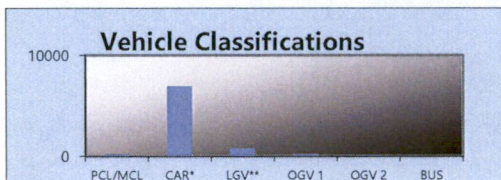
**"PAINTWORLD" WALKINSTOWN TRAFFIC COUNT/SPEED SURVEY
AUTOMATIC TRAFFIC COUNT**

**Thursday 25 August 2022
TRA/22/193**

**SITE 01
WESTBOUND**

TIME	PCL/MCL	CAR*	LGV**	OGV 1	OGV 2	BUS	TOTAL	PCU
0000	0	20	2	5	3	0	30	36
0100	2	17	0	2	0	0	21	20
0200	2	13	1	0	1	0	17	17
0300	1	13	2	0	1	0	17	18
0400	4	40	4	4	3	0	55	58
0500	11	76	11	4	1	0	103	98
0600	15	222	29	17	11	1	295	307
0700	17	507	72	22	6	1	625	631
0800	27	556	71	27	1	1	683	677
0900	12	432	75	16	7	1	543	552
1000	13	453	54	17	3	4	544	550
1100	11	459	73	13	3	2	561	565
1200	11	428	60	11	8	2	520	529
1300	13	512	44	9	2	2	582	581
1400	12	459	68	13	5	6	563	572
1500	11	473	66	4	4	0	558	556
1600	16	493	50	8	8	2	577	581
1700	15	443	25	3	0	0	486	476
1800	11	419	19	11	0	0	460	457
1900	9	327	23	13	2	0	374	376
2000	6	238	12	11	4	0	271	277
2100	4	170	11	12	5	0	202	211
2200	4	95	8	7	1	0	115	117
2300	0	50	4	4	1	0	59	62
07-19	169	5634	677	154	47	21	6702	6726
06-22	203	6591	752	207	69	22	7844	7897
06-00	207	6736	764	218	71	22	8018	8076
00-00	227	6915	784	233	80	22	8261	8322

Peaks	Time	Vehicles	PCU's
AM	0800	683	677.2
IP	1300	582	580.7
PM	1600	577	580.6



TRAFFINOMICS LIMITED

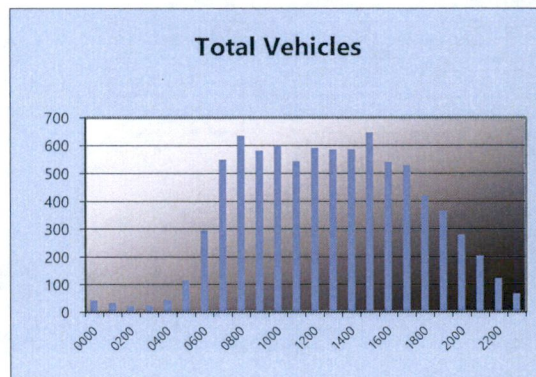
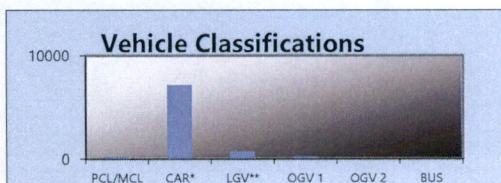
**"PAINTWORLD" WALKINSTOWN TRAFFIC COUNT/SPEED SURVEY
AUTOMATIC TRAFFIC COUNT**

**Friday 26 August 2022
TRA/22/193**

**SITE 01
WESTBOUND**

TIME	PCL/MCL	CAR*	LGV**	OGV 1	OGV 2	BUS	TOTAL	PCU
0000	0	35	2	5	0	1	43	47
0100	1	27	1	4	1	0	34	37
0200	0	19	1	1	0	0	21	22
0300	2	18	4	0	1	0	25	25
0400	2	29	6	6	2	0	45	49
0500	11	95	10	1	0	0	117	109
0600	14	215	42	20	5	0	296	301
0700	16	446	65	18	3	2	550	552
0800	22	520	58	26	6	4	636	643
0900	11	496	53	14	7	1	582	590
1000	17	486	66	23	7	2	601	610
1100	7	463	55	12	6	2	545	555
1200	11	518	47	11	4	1	592	595
1300	14	510	41	12	5	3	585	589
1400	17	488	63	12	6	1	587	588
1500	10	581	45	7	3	1	647	647
1600	15	472	49	2	4	0	542	536
1700	22	465	31	10	2	0	530	520
1800	6	378	27	3	6	1	421	427
1900	9	322	19	15	3	0	368	372
2000	2	245	15	17	2	0	281	291
2100	1	171	14	17	2	0	205	215
2200	4	102	8	7	2	0	123	126
2300	0	58	0	8	1	1	68	74
07-19	168	5823	600	150	59	18	6818	6853
06-22	194	6776	690	219	71	18	7968	8033
06-00	198	6936	698	234	74	19	8159	8233
00-00	214	7159	722	251	78	20	8444	8520

Peaks	Time	Vehicles	PCU's
AM	0800	636	643.2
IP	1200	592	594.9
PM	1600	542	536.2



TRAFFINOMICS LIMITED

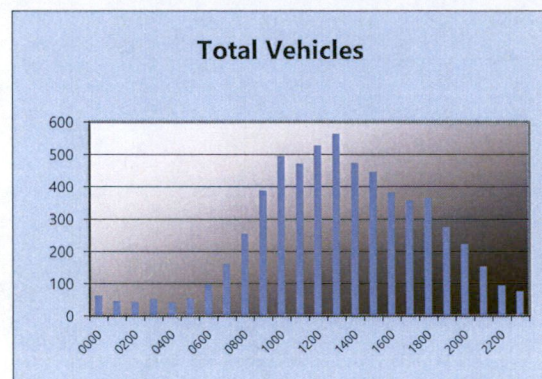
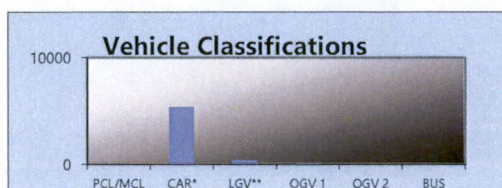
**"PAINTWORLD" WALKINSTOWN TRAFFIC COUNT/SPEED SURVEY
AUTOMATIC TRAFFIC COUNT**

**Saturday 27 August 2022
TRA/22/193**

**SITE 01
WESTBOUND**

TIME	PCL/MCL	CAR*	LGV**	OGV 1	OGV 2	BUS	TOTAL	PCU
0000	1	52	4	5	1	1	64	68
0100	2	39	0	5	0	0	46	47
0200	1	38	1	3	1	0	44	46
0300	0	49	2	2	1	0	54	56
0400	1	31	6	3	2	0	43	46
0500	5	44	4	4	0	0	57	55
0600	5	72	10	10	0	0	97	98
0700	11	112	29	10	1	0	163	161
0800	8	196	41	5	4	1	255	257
0900	5	321	45	17	1	0	389	395
1000	6	441	37	9	3	0	496	500
1100	10	410	42	6	5	0	473	475
1200	9	491	20	5	4	0	529	530
1300	8	520	32	3	2	0	565	563
1400	8	431	28	7	1	0	475	473
1500	16	398	26	6	1	0	447	439
1600	6	349	20	4	3	0	382	383
1700	2	326	23	6	1	0	358	361
1800	3	339	13	11	0	0	366	369
1900	2	252	11	10	0	0	275	278
2000	3	194	11	14	1	0	223	229
2100	1	133	8	12	0	0	154	159
2200	1	82	6	3	2	0	94	97
2300	0	68	4	5	0	0	77	80
07-19	92	4334	356	89	26	1	4898	4904
06-22	103	4985	396	135	27	1	5647	5668
06-00	104	5135	406	143	29	1	5818	5845
00-00	114	5388	423	165	34	2	6126	6164

Peaks	Time	Vehicles	PCU's
AM	0900	389	394.8
IP	1300	565	562.7
PM	1600	382	383.1



Traffinomics Limited for
NRB Consulting Engineers

TRAFFINOMICS LIMITED

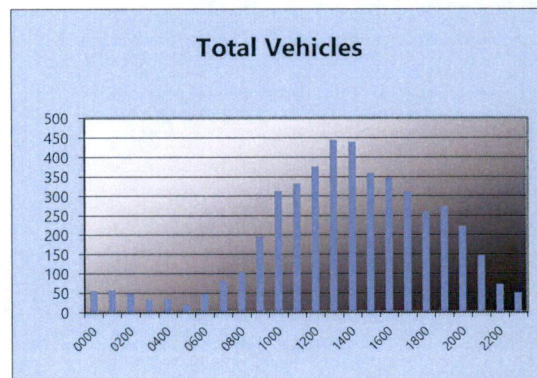
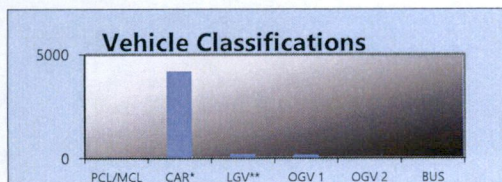
**"PAINTWORLD" WALKINSTOWN TRAFFIC COUNT/SPEED SURVEY
AUTOMATIC TRAFFIC COUNT**

**Sunday 28 August 2022
TRA/22/193**

**SITE 01
WESTBOUND**

TIME	PCL/MCL	CAR*	LGV**	OGV 1	OGV 2	BUS	TOTAL	PCU
0000	1	48	1	6	0	0	56	58
0100	0	51	1	5	1	0	58	62
0200	1	43	3	2	0	0	49	49
0300	0	27	5	2	0	0	34	35
0400	2	30	0	2	1	0	35	36
0500	0	18	3	1	0	0	22	23
0600	1	41	3	4	0	0	49	50
0700	0	75	6	2	0	0	83	84
0800	2	93	7	3	0	0	105	105
0900	6	171	13	5	1	0	196	195
1000	4	281	15	12	2	0	314	319
1100	5	306	12	9	1	0	333	335
1200	2	349	16	6	2	1	376	381
1300	4	406	23	8	4	0	445	451
1400	5	406	16	12	1	0	440	443
1500	4	341	13	3	0	0	361	359
1600	5	327	11	4	3	0	350	352
1700	2	285	14	10	1	1	313	319
1800	4	230	10	13	2	0	259	265
1900	2	247	8	16	2	0	275	284
2000	1	193	10	16	3	1	224	236
2100	4	123	6	11	3	1	148	155
2200	3	61	2	4	2	0	72	74
2300	0	36	1	14	0	0	51	58
07-19	43	3270	156	87	17	2	3575	3608
06-22	51	3874	183	134	25	4	4271	4334
06-00	54	3971	186	152	27	4	4394	4466
00-00	58	4188	199	170	29	4	4648	4728

Peaks	Time	Vehicles	PCU's
AM	0900	196	195
IP	1300	445	451
PM	1600	350	351.9



TRAFFINOMICS LIMITED

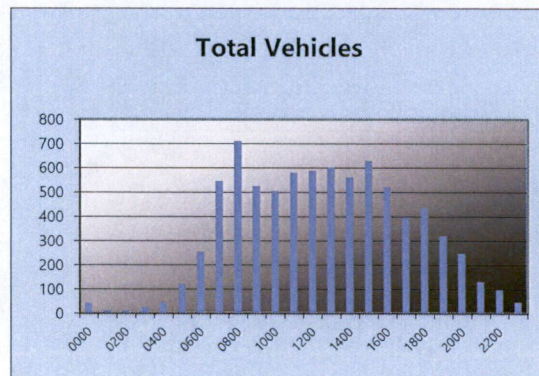
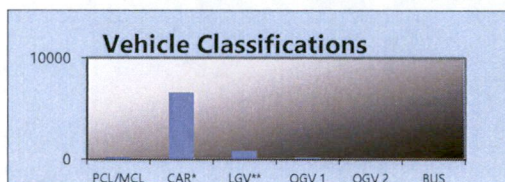
**"PAINTWORLD" WALKINSTOWN TRAFFIC COUNT/SPEED SURVEY
AUTOMATIC TRAFFIC COUNT**

**Monday 29 August 2022
TRA/22/193**

**SITE 01
WESTBOUND**

TIME	PCL/MCL	CAR*	LGV**	OGV 1	OGV 2	BUS	TOTAL	PCU
0000	1	34	3	5	0	0	43	45
0100	0	11	1	1	0	0	13	14
0200	1	10	0	1	0	0	12	12
0300	2	16	4	1	1	0	24	24
0400	2	33	7	5	1	0	48	50
0500	7	93	18	3	1	0	122	119
0600	18	190	36	11	2	0	257	251
0700	24	447	61	8	7	0	547	541
0800	27	589	71	17	7	1	712	709
0900	10	416	80	14	4	2	526	532
1000	7	397	77	16	7	2	506	520
1100	12	472	75	15	6	2	582	590
1200	13	462	80	25	7	2	589	602
1300	14	510	61	13	6	0	604	607
1400	13	458	72	10	8	1	562	568
1500	14	544	61	10	0	2	631	627
1600	8	455	48	7	5	0	523	527
1700	14	354	27	3	0	0	398	388
1800	7	395	29	4	2	0	437	436
1900	3	299	14	6	2	0	324	327
2000	3	205	13	26	2	0	249	262
2100	6	94	9	19	4	0	132	142
2200	2	81	4	9	3	0	99	106
2300	0	35	1	11	1	0	48	55
07-19	163	5499	742	142	59	12	6617	6646
06-22	193	6287	814	204	69	12	7579	7628
06-00	195	6403	819	224	73	12	7726	7789
00-00	208	6600	852	240	76	12	7988	8052

Peaks	Time	Vehicles	PCU's
AM	0800	712	709
IP	1300	604	607.1
PM	1600	523	526.6



TRAFFINOMICS LIMITED

"PAINTWORLD" WALKINSTOWN TRAFFIC COUNT/SPEED SURVEY
AUTOMATIC TRAFFIC COUNT

SITE 01
EASTBOUND

WEEK COMMENCING: Tuesday 23 August 2022
TRA/22/193

TIME PERIOD	Tuesday 23 August 2022	Wednesday 24 August 2022	Thursday 25 August 2022	Friday 26 August 2022	Saturday 27 August 2022	Sunday 28 August 2022	Monday 29 August 2022	Average
0000	55	40	47	51	60	83	48	55
0100	14	16	21	35	26	47	20	26
0200	24	22	30	32	31	50	16	29
0300	22	12	18	13	35	42	24	24
0400	23	23	25	31	18	33	27	26
0500	59	60	52	63	37	16	65	50
0600	204	211	163	194	66	30	180	150
0700	395	419	449	357	107	38	352	302
0800	461	467	454	462	191	66	468	367
0900	495	503	493	500	323	128	491	419
1000	500	478	491	497	454	196	438	436
1100	507	479	486	567	447	245	507	463
1200	532	552	477	528	490	311	534	489
1300	546	533	547	496	477	378	525	500
1400	490	519	550	498	461	360	501	483
1500	536	545	544	569	408	367	562	504
1600	558	531	544	491	403	350	565	492
1700	460	484	474	446	369	329	526	441
1800	393	450	436	371	285	302	391	375
1900	297	309	305	330	258	282	272	293
2000	247	220	244	230	195	231	217	226
2100	168	199	144	168	158	151	97	155
2200	87	87	111	127	99	78	100	98
2300	65	67	43	78	77	71	53	65
07-19	5873	5960	5945	5782	4415	3070	5860	5272
06-22	6789	6899	6801	6704	5092	3764	6626	6096
06-00	6941	7053	6955	6909	5268	3913	6779	6260
00-00	7138	7226	7148	7134	5475	4184	6979	6469

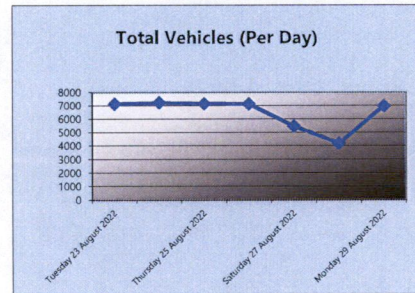
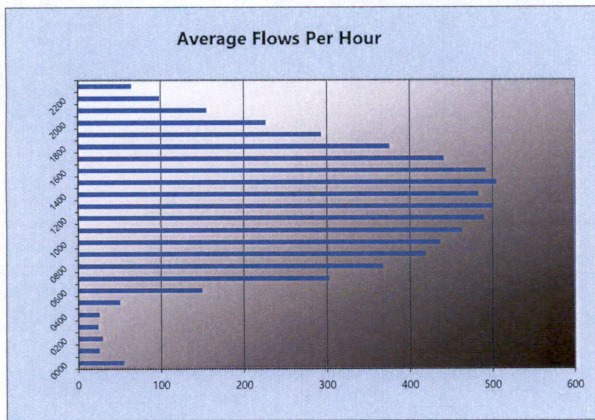
Traffinomics Limited for
NRB Consulting Engineers

TRAFFINOMICS LIMITED

"PAINTWORLD" WALKINSTOWN TRAFFIC COUNT/SPEED SURVEY
AUTOMATIC TRAFFIC COUNT

SITE 01
EASTBOUND

WEEK COMMENCING: Tuesday 23 August 2022
TRA/22/193



Peak Time & Volumetric Count Data

	Tuesday 23 August 2022	Wednesday 24 August 2022	Thursday 25 August 2022	Friday 26 August 2022	Saturday 27 August 2022	Sunday 28 August 2022	Monday 29 August 2022	Mode/Average
AM								
Time	0900	0900	0900	0900	0900	0900	0900	0900
Vehicles	495	503	493	500	323	128	491	419
IP								
Time	1300	1200	1400	1200	1200	1300	1200	1200
Vehicles	546	552	550	528	490	378	534	511
PM								
Time	1600	1600	1600	1600	1600	1600	1600	1600
Vehicles	558	531	544	491	403	350	565	492

Traffinomics Limited for
NRB Consulting Engineers

"PAINTWORLD" WALKINSTOWN TRAFFIC COUNT/SPEED SURVEY
AUTOMATIC TRAFFIC COUNT

TRAFFINOMICS LIMITED

SITE 01
WESTBOUND

WEEK COMMENCING: Tuesday 23 August 2022
TRA/22/193

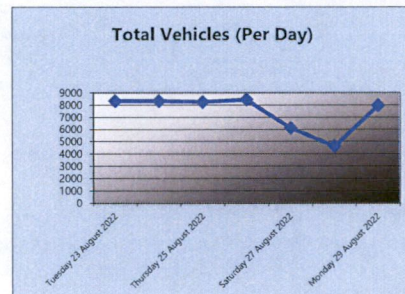
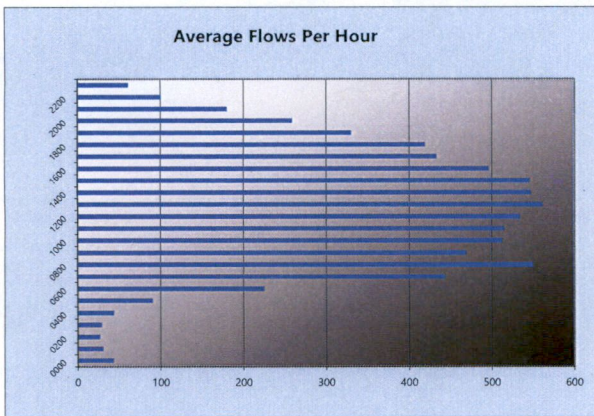
TIME PERIOD	Tuesday 23 August 2022	Wednesday 24 August 2022	Thursday 25 August 2022	Friday 26 August 2022	Saturday 27 August 2022	Sunday 28 August 2022	Monday 29 August 2022	Average
0000	30	37	30	43	64	56	43	43
0100	23	21	21	34	46	58	13	31
0200	24	19	17	21	44	49	12	27
0300	28	22	17	25	54	34	24	29
0400	45	34	55	45	43	35	48	44
0500	99	114	103	117	57	22	122	91
0600	270	309	295	296	97	49	257	225
0700	537	601	625	550	163	83	547	444
0800	770	690	683	636	255	105	712	550
0900	547	498	543	582	389	196	526	469
1000	568	563	544	601	496	314	506	513
1100	540	568	561	545	473	333	582	515
1200	579	552	520	592	529	376	589	534
1300	618	529	582	585	565	445	604	561
1400	611	593	563	587	475	440	562	547
1500	573	602	558	647	447	361	631	546
1600	523	578	577	542	382	350	523	496
1700	444	503	486	530	358	313	398	433
1800	494	495	460	421	366	259	437	419
1900	354	341	374	368	275	275	324	330
2000	281	282	271	281	223	224	249	259
2100	201	219	202	205	154	148	132	180
2200	108	93	115	123	94	72	99	101
2300	58	69	59	68	77	51	48	61
07-19	6804	6772	6702	6818	4898	3575	6617	6027
06-22	7910	7923	7844	7968	5647	4271	7579	7020
06-00	8076	8085	8018	8159	5818	4394	7726	7182
00-00	8325	8332	8261	8444	6126	4648	7988	7446

TRAFFINOMICS LIMITED

**"PAINTWORLD" WALKINSTOWN TRAFFIC COUNT/SPEED SURVEY
AUTOMATIC TRAFFIC COUNT**

**SITE 01
WESTBOUND**

**WEEK COMMENCING: Tuesday 23 August 2022
TRA/22/193**



Peak Time & Volumetric Count Data

	Tuesday 23 August 2022	Wednesday 24 August 2022	Thursday 25 August 2022	Friday 26 August 2022	Saturday 27 August 2022	Sunday 28 August 2022	Monday 29 August 2022	Mode/Average
AM								
Time	0800	0800	0800	0800	0900	0900	0800	0800
Vehicles	770	690	770	636	389	196	712	595
IP								
Time	1300	1400	1300	1200	1300	1300	1300	1300
Vehicles	618	593	582	592	565	445	604	571
PM								
Time	1600	1600	1600	1600	1600	1600	1600	1600
Vehicles	523	578	577	542	382	350	523	496

Traffinomics Limited for
NRB Consulting Engineers

TRAFFINOMICS LIMITED

"PAINTWORLD" WALKINSTOWN TRAFFIC COUNT/SPEED SURVEY
AUTOMATIC TRAFFIC COUNT

WEEK COMMENCING: Tuesday 23 August 2022
TRA/22/193

SITE 01
EASTBOUND

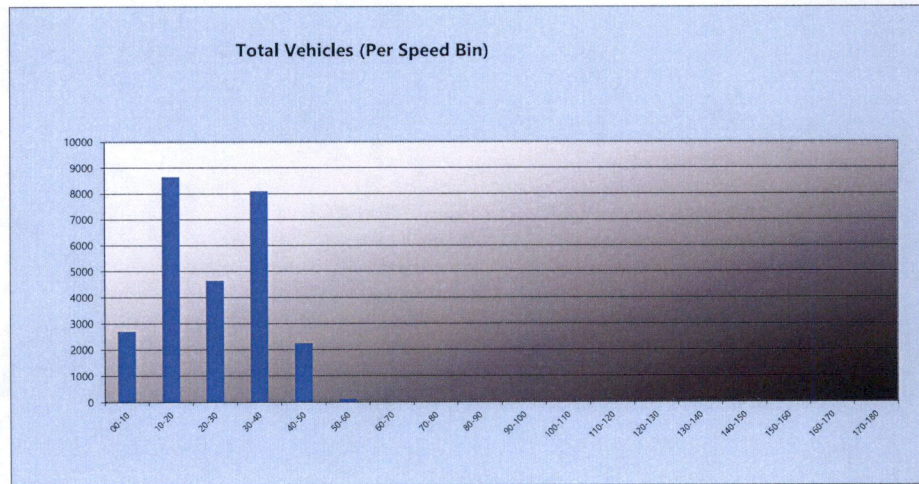
Profile:

Filter time: 00:00 23rd August 2022 => 23:59 29th August 2022
 Speed range: 0 - 200 km/h.
 Separation: Greater than 4.00 seconds. - (Headway)
 Units: Metric (meter, kilometer, m/s, km/h, kg, tonne)

Vehicles = 26462
 Maximum = 93.3 km/h, Minimum = 2.2 km/h, Mean = 24.5 km/h
 85% Speed = 37.62 km/h, 95% Speed = 42.39 km/h, Median = 24.84 km/h
 20 km/h Pace = 7 - 27, Number in Pace = 14070 (53.17%)
 Variance = 136.43, Standard Deviation = 11.68 km/h

Speed Bins:

Speed KPH	Bin	
	No.	%
00-10	2706	10.2
10-20	8641	32.7
20-30	4646	17.6
30-40	8090	30.6
40-50	2243	8.5
50-60	128	0.5
60-70	5	0.0
70-80	0	0.0
80-90	2	0.0
90-100	1	0.0
100-110	0	0.0
110-120	0	0.0
120-130	0	0.0
130-140	0	0.0
140-150	0	0.0
150-160	0	0.0
160-170	0	0.0
170-180	0	0.0



Traffinomics Limited for
 NRB Consulting Engineers

TRAFFINOMICS LIMITED

**"PAINTWORLD" WALKINSTOWN TRAFFIC COUNT/SPEED SURVEY
AUTOMATIC TRAFFIC COUNT**

**WEEK COMMENCING: Tuesday 23 August 2022
TRA/22/193**

**SITE 01
WESTBOUND**

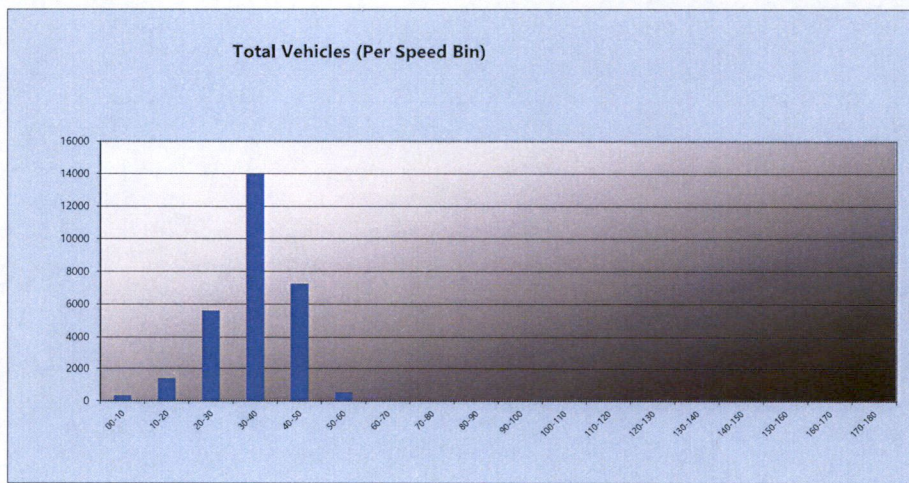
Profile:

Filter time: 00:00 23rd August 2022 => 23:59 29th August 2022
 Speed range: 0 - 200 km/h.
 Separation: Greater than 4.00 seconds. - (Headway)
 Units: Metric (meter, kilometer, m/s, km/h, kg, tonne)

Vehicles = 29134
 Maximum = 107.3 km/h, Minimum = 0.5 km/h, Mean = 34.7 km/h
 85% Speed = 42.66 km/h, 95% Speed = 46.89 km/h, Median = 35.82 km/h
 20 km/h Pace = 26 - 46, Number in Pace = 22958 (78.80%)
 Variance = 76.00, Standard Deviation = 8.72 km/h

Speed Bins:

Speed KPH	Bin	
	No.	%
00-10	329	1.1
10-20	1401	4.8
20-30	5591	19.2
30-40	13992	48.0
40-50	7262	24.9
50-60	521	1.8
60-70	29	0.1
70-80	7	0.0
80-90	0	0.0
90-100	1	0.0
100-110	1	0.0
110-120	0	0.0
120-130	0	0.0
130-140	0	0.0
140-150	0	0.0
150-160	0	0.0
160-170	0	0.0
170-180	0	0.0



Traffinomics Limited for
NRB Consulting Engineers

TRAFFINOMICS LIMITED

CLASSIFICATION SCHEMES:

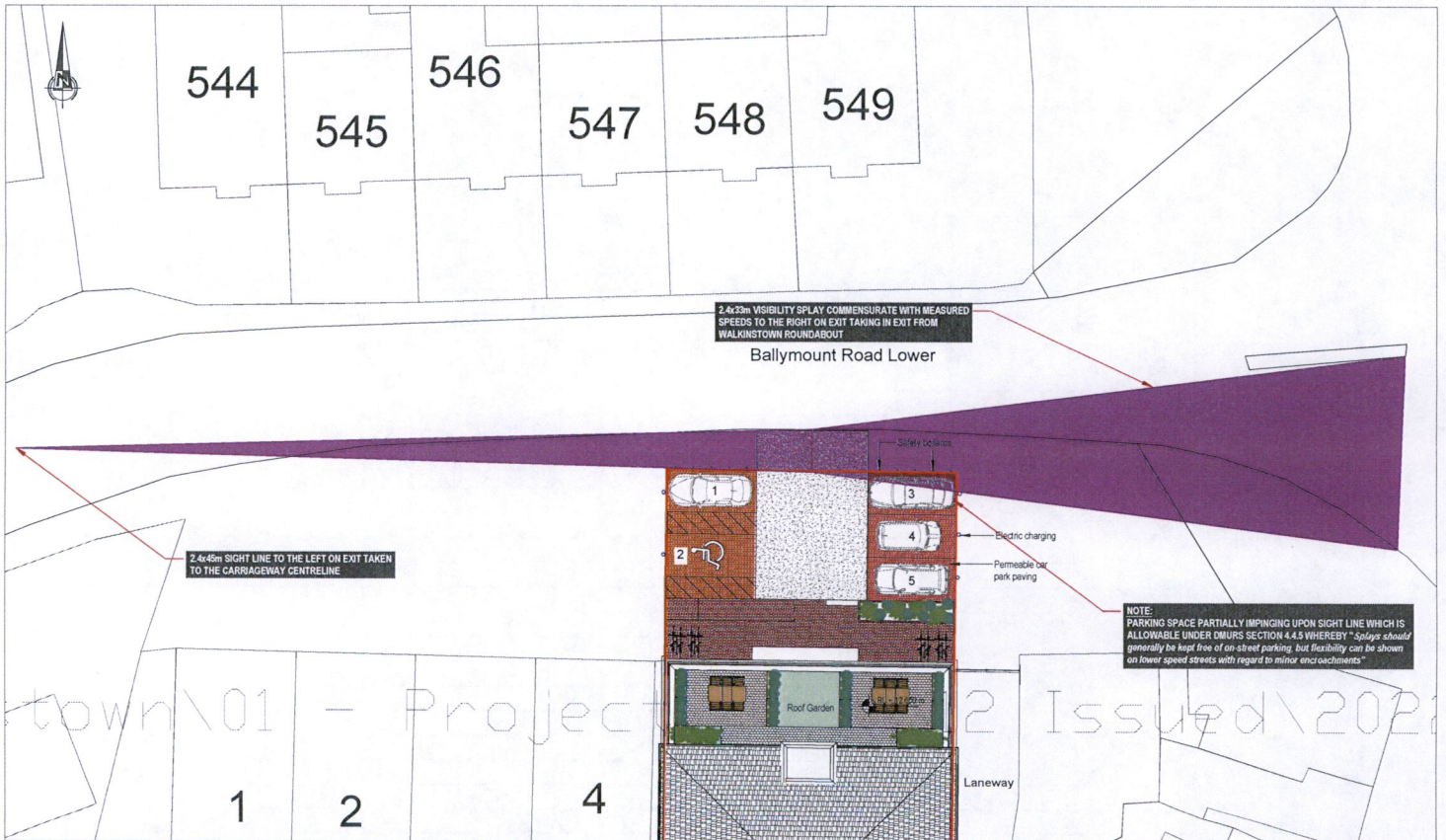
Scheme F Classification Scheme (Non-metric)

Scheme F is an attempt to implement the FWHA's visual classification scheme as an axle-based classification scheme. This is one of several interpretations.

Vehicle Class	Class	Vehicle Type	No. of Axles	Axle spacing in feet				
				Axle 1 to 2	Axle 2 to 3	Axle 3 to 4	Axle 4 to 5	Axle 5 to 6
PCL/MCL	1	motorcycle	2	<6.0				
CAR*	2	passenger car	2	6.0 - 10.0				
		car + 1 axle trailer	3	<10.0	10.0 - 18.0			
		car + 2 axle trailer	4	<10.0		<3.5		
LGV**	3	pickup	2	10.0 - 15.0				
		pickup + 1 axle trailer	3	10.0 - 15.0	10.0 - 18.0			
		pickup + 2 axle trailer	4	10.0 - 15.0		<3.5		
		pickup + 3 axle trailer	5	9.9 - 15.0			<3.5	
BUS	4	bus	2	>20.0				
		bus	3	>19.0				
OGV 1	5	single unit truck - dual rear axle	2	14.9 - 20.0			<3.5	
	6	3 axle truck	3		<18.0			
OGV 2	7	4 axle truck	4					
	8	2S1	3		>18.0			
		2S2	4		>5.0	>3.5		
		3S1	4		<5.0	>10.0		
	9	3S2	5		<6.1		3.5 - 8.0	
		5 axle combination	5					
	10	6 axle combination	6			3.5 - 5.0		
		3S3	6					
	11	2S1-2	5		>6.0			
	12	3S1-2	6					>10.0
13	truck	7 or more						

Car* Cars and LGV based cars

LGV** Light Goods Vehicles with the exception of LGV based on cars



NRB Consulting Engineers Ltd recommend that Road and land ownership boundaries are verified through Legal & Land searches by the Client.

This drawing is based upon architects drawing 21122-MD-SP-00-DR-A-P002_Site Layout Plan received 26/09/22. NRB Consulting Engineers Ltd shall not be liable for any inaccuracies or deficiencies.

REV	DATE	AMENDMENTS	DRAWN	CHK	APP

NRB Consulting Engineers Ltd
1st Floor, Apollo Building
Dundrum Road
Dundrum
Dublin 14

Phone/Fax: +353 1 292 1941
Email: info@nrbe.ie
Web: www.nrb.ie
Registered in Ireland No. 493679

NRB consulting engineers

Client: Paintworld Dublin

Project: Proposed Development Access DMURS Sightlines

Date: 25-Oct-22

Scale @ A3: 1:200

NRB Consulting Engineers Ltd accept no responsibility for any unauthorised amendments to this drawing. Only figured dimensions to be worked to.

Project No.		Drawing No.	
22-075		NRB-PA-001	
Drawn	Checked	Approved	ER
PB	ER	25/10/22	25/10/22
Date	Scale @ A3	Rev	-
25-Oct-22	1:200	-	-
Purpose of Issue		Approval	
<input type="checkbox"/> Draft	<input type="checkbox"/> Information	<input type="checkbox"/> Tender	<input type="checkbox"/> Construction
<input type="checkbox"/> As Built	<input type="checkbox"/>	<input type="checkbox"/>	<input type="checkbox"/>



NRB Consulting Engineers Ltd recommend that Road and land ownership boundaries are verified through Legal & Land searches by the Client.
 This drawing is based upon architects drawing 21122-MD-SP-00-DR-A-P002_Site Layout Plan received 26/09/22. NRB Consulting Engineers Ltd shall not be liable for any inaccuracies or deficiencies.

REV	DATE	AMENDMENTS	DRAWN	CHK	APP

NRB Consulting Engineers Ltd
 1st Floor, Apollo Building
 Dundrum Road
 Dundrum
 Dublin 14
 Phone/Fax: +353 1 292 1941
 Email: info@nrb.ie
 Web: www.nrb.ie
 Registered in Ireland No. 493679

Client
 Paintworld
 Dublin

Project
 Measures to Prevent
 On-Street Parking

Title

Project No.	22-075	Drawing No.	NRB-PA-002
Drawn	PB	Checked	ER
Date	25-Oct-22	Approved	ER
		25/10/22	25/10/22
		Scale	A3
		1:200	Rev
			-
Purpose of Issue	<input type="checkbox"/> Draft	<input type="checkbox"/> Information	<input type="checkbox"/> Approval
	<input type="checkbox"/> As Built	<input type="checkbox"/> Tender	<input type="checkbox"/> Construction

NRB Consulting Engineers Ltd accept no responsibility for any unauthorised amendments to this drawing. Only signed dimensions to be worked to.