NOTES:

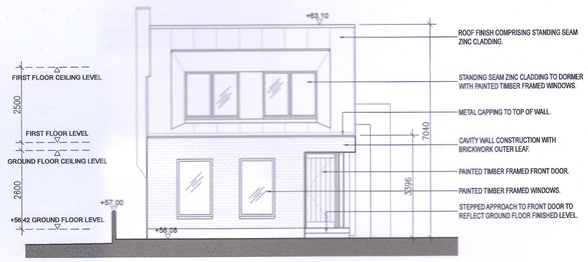

PROPOSED FRONT ELEVATION
SCALE: 1:100

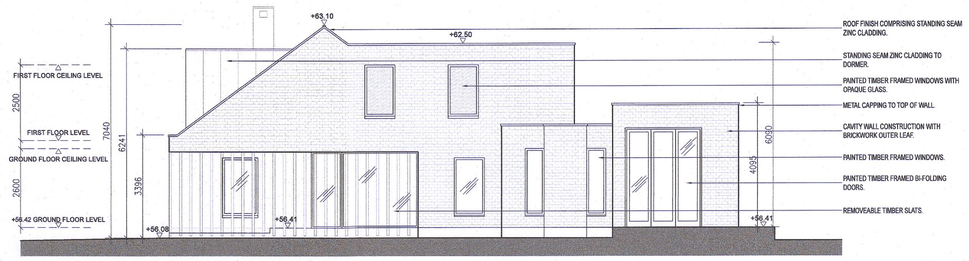

PROPOSED SIDE/WEST ELEVATION
SCALE: 1:100

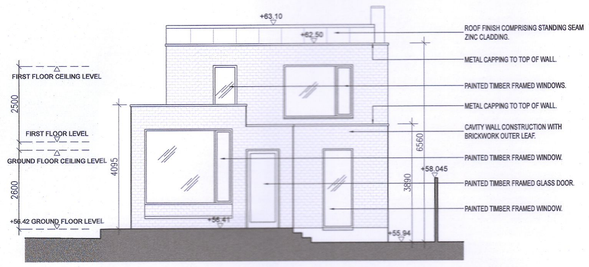

PROPOSED REAR ELEVATION
SCALE: 1:100

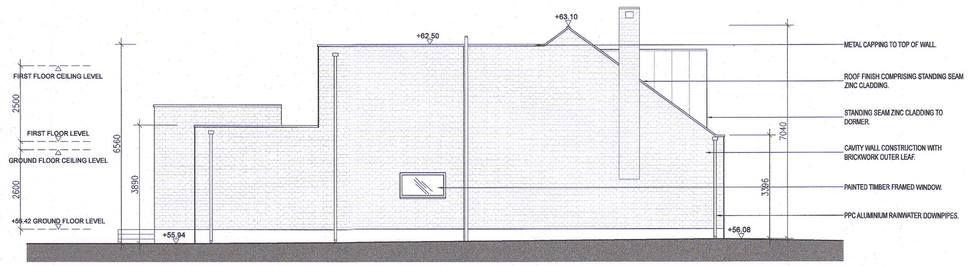

PROPOSED SIDE/EAST ELEVATION
SCALE: 1:100

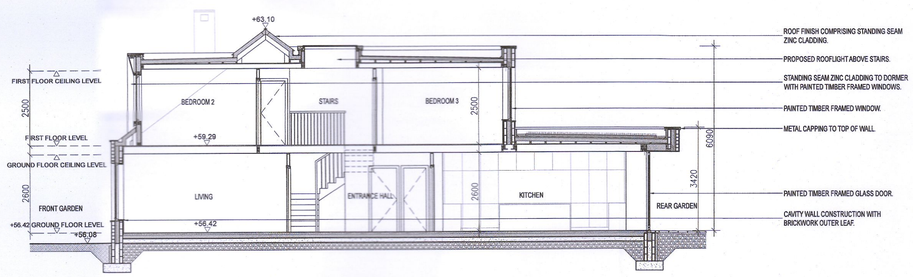

PROPOSED SECTION A-A
SCALE: 1:100

PROPOSED CONTIGUOUS FRONT ELEVATION
SCALE: 1:200

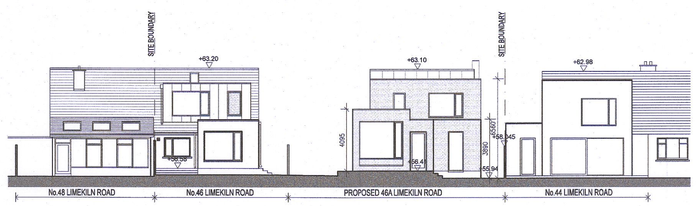

PROPOSED CONTIGUOUS REAR ELEVATION
SCALE: 1:200

PLANNING APPLICATION DRAWING

1. Copyright reserved.

2. Work to figured dimensions only. Do not scale drawing.
3. The contractor is responsible for checking all levels and dimension on site and shall refer all discrepancies to the Architect
4. Where appropriate, for details of r.c. structure, or mechanical and electrical details, see Engineers drawings
5. Proprietary items shall be fixed in strict accordance with manufacturers instructions.
6. Sizes of proprietary items shall be checked with manufacturer.
7. The contractor shall be responsible for the coordination of structure, finishes and services.

Modifications	Date	Rev

46A LIMEKILN ROAD, D12 A020, DUBLIN 12

PROPOSED ELEVATIONS & SECTION A

Date	Format	Drawn by	Number	Scale	Rev.
04-10-22	A1	eoc	2001-PA-E001	1:100/ 1:200	-

CLIENT :
John McWeeney
46 Limekiln Road
D12 A020
Dublin 12
Ireland

20TENstudio
Avril O'Connor
Architect
Dip Arch B Arch Sc MRIAI
t: +353 86 8130640
46 Limekiln Road
Terenure
Dublin 12
Ireland
e: 20tenstudio@gmail.com

© Copyright AVRIL O'CONNOR ARCHITECT