

**Flush Recon Kerb**  
125 x 255 x 900mm - Recon Granite -Kilsaran -  
To Engineer Spec. (Or Similar Approved)


**Recon Kerb**  
125 x 255 x 900mm - Recon Granite - Kilsaran-  
To Engineer Spec. (Or Similar Approved)

**Dropped Kerb**  
125 x 255 x 900mm - Recon Granite - Kilsaran-  
To Engineer Spec. (Or Similar Approved)

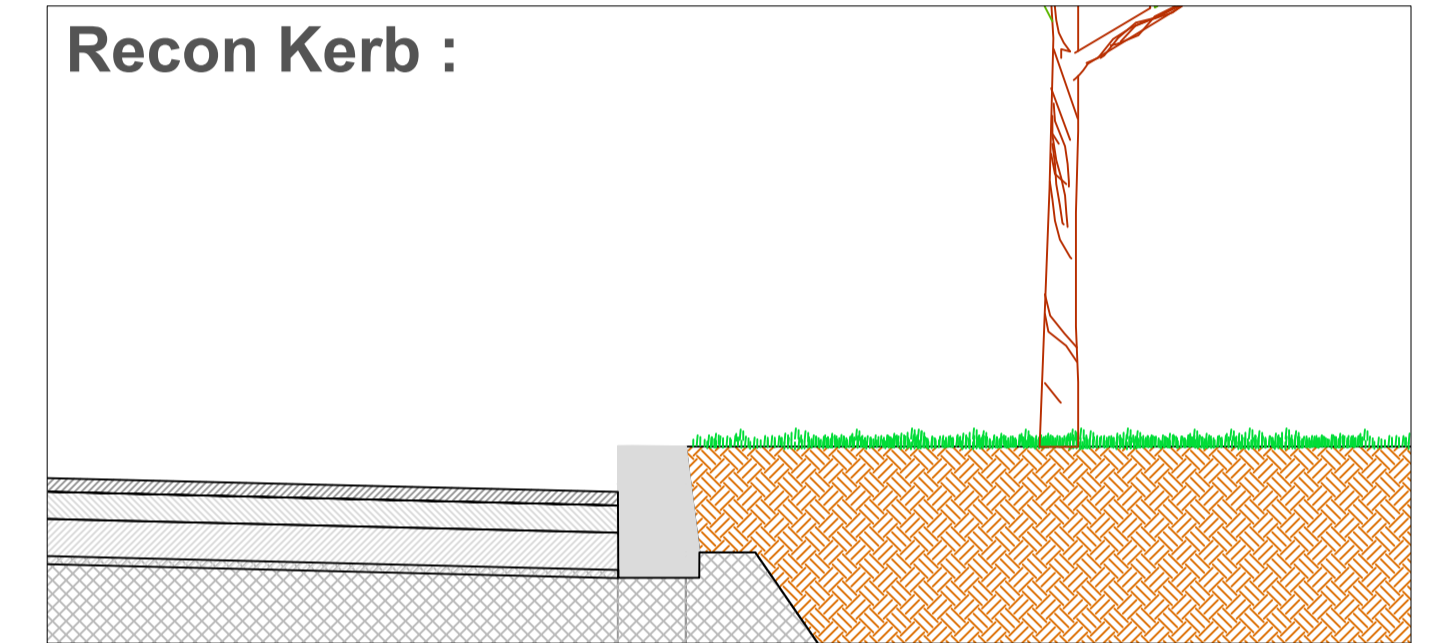
Example Of Dropped Kerb :



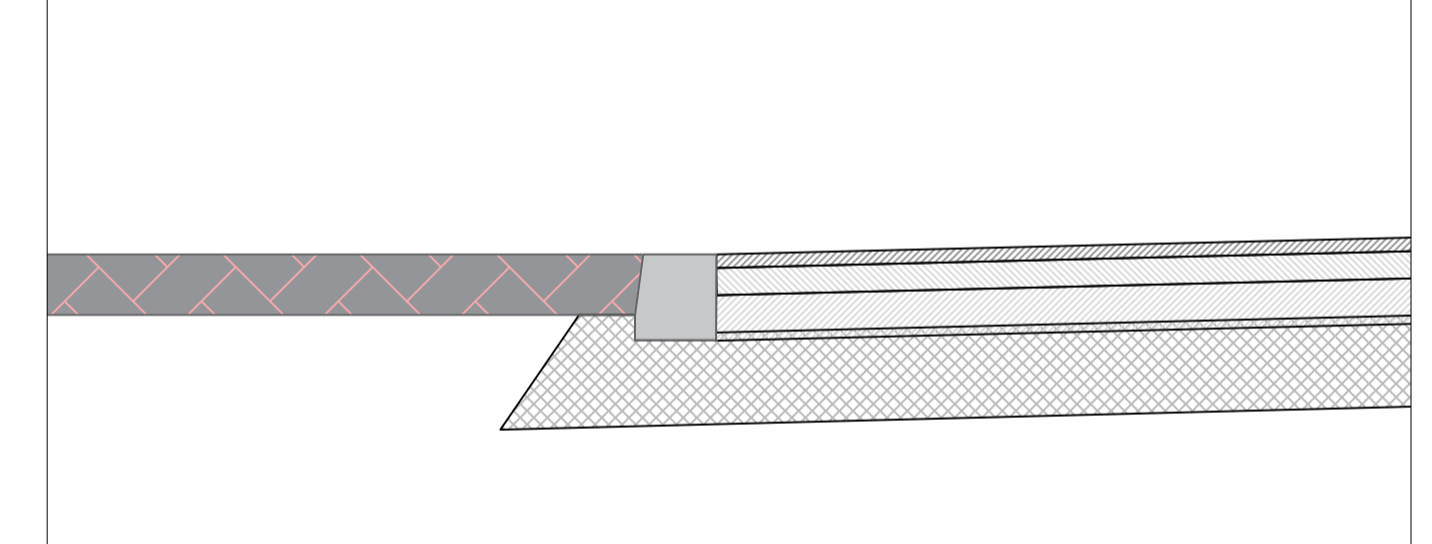
Recon Kerb :



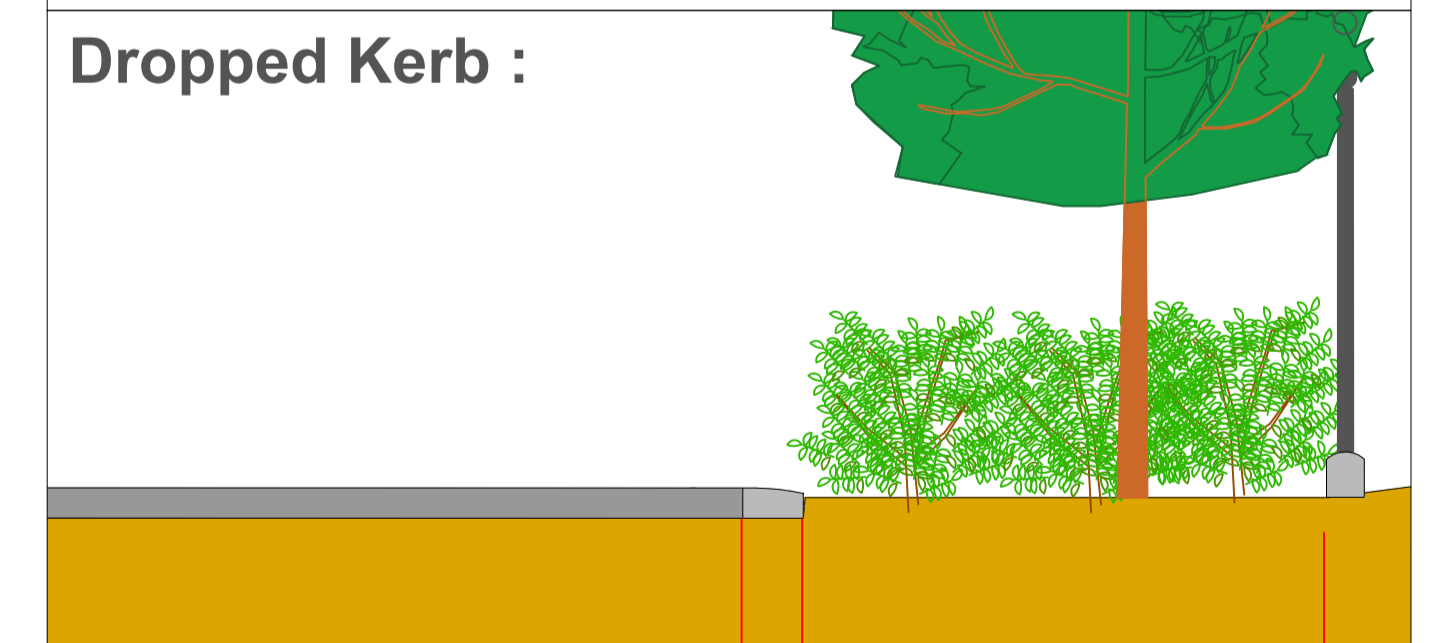
Recon Kerb :



Flush Kerb :



Dropped Kerb :



REV	DATE	BY	DESCRIPTION
A	23.02.22	CW	Masterplan
B	03.07.22	CW	Masterplan Update
C	16.08.22	CW	Compliance

Project Title: Drive Through Coffee Shop, Lucan Retail Park, Dublin	Dwg. No.: 07
Client: Starbucks	Scale: 1:100 @ A1
Drawing Title: Kerb Plan	Date: 05.07.2022
Job No.: 1677	Drawing By: CW
	Checked By: RMD

**RMDA**  
LANDSCAPE ARCHITECTS + CONSULTANTS

**Ronan MacDiarmada +Associates Ltd.**  
Landscape Architects and Consultants.  
5 Tootenhill, Rathcoole, Co. Dublin  
tel: +353 1 412 4476 mob: 086 26 25 438  
fax: +353 1 401 3748 e-mail: ronan@rmda.ie