




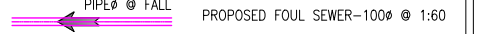


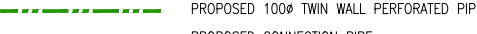
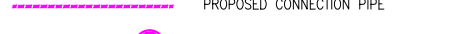



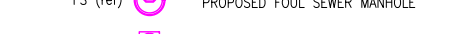


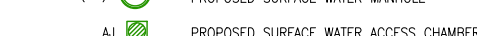
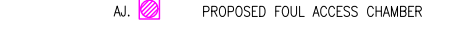
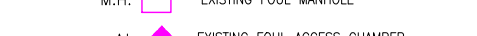


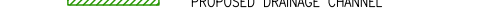

- NOTES:-
- FIGURED DIMENSIONS ONLY TO BE TAKEN FROM THIS DRAWING. DIMENSIONS TO BE CHECKED ON SITE.
 - THIS DRAWING TO BE READ IN CONJUNCTION WITH ALL OTHER ARCHITECTURAL & ENGINEERING DRAWINGS & ALL OTHER RELEVANT DRAWINGS & SPECIFICATIONS
 - ALL LEVELS RELATE TO O.S. DATUM AT MAIN HEAD UNLESS NOTED OTHERWISE



PART SITE LAYOUT
Scale 1:200

CONTROFLOW FLOW CONTROL CHAMBER WITH DISCHARGE OF 2.0L/sec @ HEAD OF 0.3m

LEGEND:

- | | | | |
|--|---|---|---|
|  DENOTES EXISTING H/S SURFACE |  EXISTING SURFACE WATER DRAIN |  PROPOSED SURFACE WATER DRAIN-100@ 1:100 |  PROPOSED FOUL SEWER-100@ 1:60 |
|  DENOTES GRASSED AREA |  EXISTING SURFACE WATER MANHOLE |  PROPOSED 100@ TWIN WALL PERFORATED PIPE |  PROPOSED CONNECTION PIPE |
|  DENOTES PROPOSED H/S SURFACE |  EXISTING SURFACE WATER ACCESS CHAMBER |  PROPOSED CONNECTION PIPE |  PROPOSED FOUL SEWER MANHOLE |
|  DENOTES PROPOSED PERMEABLE SURFACE |  EXISTING FOUL SEWER |  PROPOSED SURFACE WATER MANHOLE |  PROPOSED FOUL ACCESS CHAMBER |
| |  EXISTING FOUL MANHOLE |  PROPOSED SURFACE WATER ACCESS CHAMBER | |
| |  EXISTING FOUL ACCESS CHAMBER |  PROPOSED ROAD GULLY | |
| | |  PROPOSED DRAINAGE CHANNEL | |

Rev.	Date	Drawn By	Checked By	Revision

Status
FOR PLANNING

Architect
GOGARTY ARCHITECTS

Project
SCOIL AINE NAOFA
NEWCASTLE ROAD, ESKER
LUCAN, Co DUBLIN

Drg.Title
DRAINAGE LAYOUT

THIS DOCUMENT IS THE PROPERTY OF DOHERTY FINEGAN KELLY CONSULTING ENGINEERS. THE DESIGN INFORMATION CONTAINED HEREIN IS STRICTLY CONFIDENTIAL. THIS DOCUMENT IS NOT TO BE USED, REPRODUCED, DISCLOSED OR CIRCULATED IN WHOLE OR IN PART WITHOUT THE PRIOR WRITTEN PERMISSION IN EACH INSTANCE OF DOHERTY FINEGAN KELLY CONSULTING ENGINEERS.
© PROPERTY OF DOHERTY FINEGAN KELLY CONSULTING ENGINEERS



DOHERTY FINEGAN KELLY
DOHEPFLA FINEGAN KELLY
CONSULTING CIVIL & STRUCTURAL ENGINEERS
Botanic Court, 30 Botanic Road,
Glasnevin, Dublin D09 W2V9.
Tel:(01) 8301852 Fax:(01) 8602265
E-Mail mailroom@dfk.ie

Drawn By KeB	Scale AS SHOWN
Checked By SG	Date 28 Sept'22
Drg.No. 22159/100	Rev. -