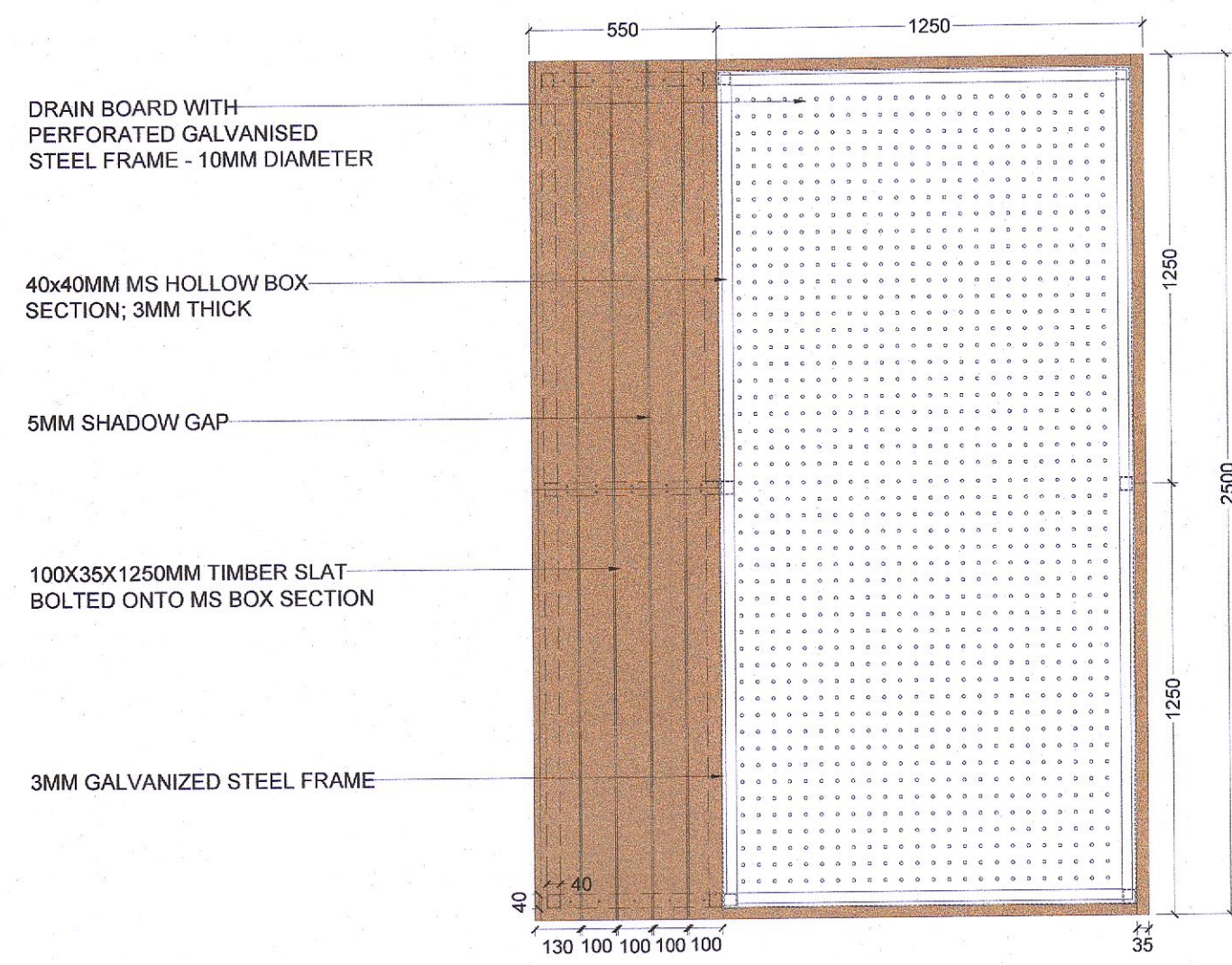
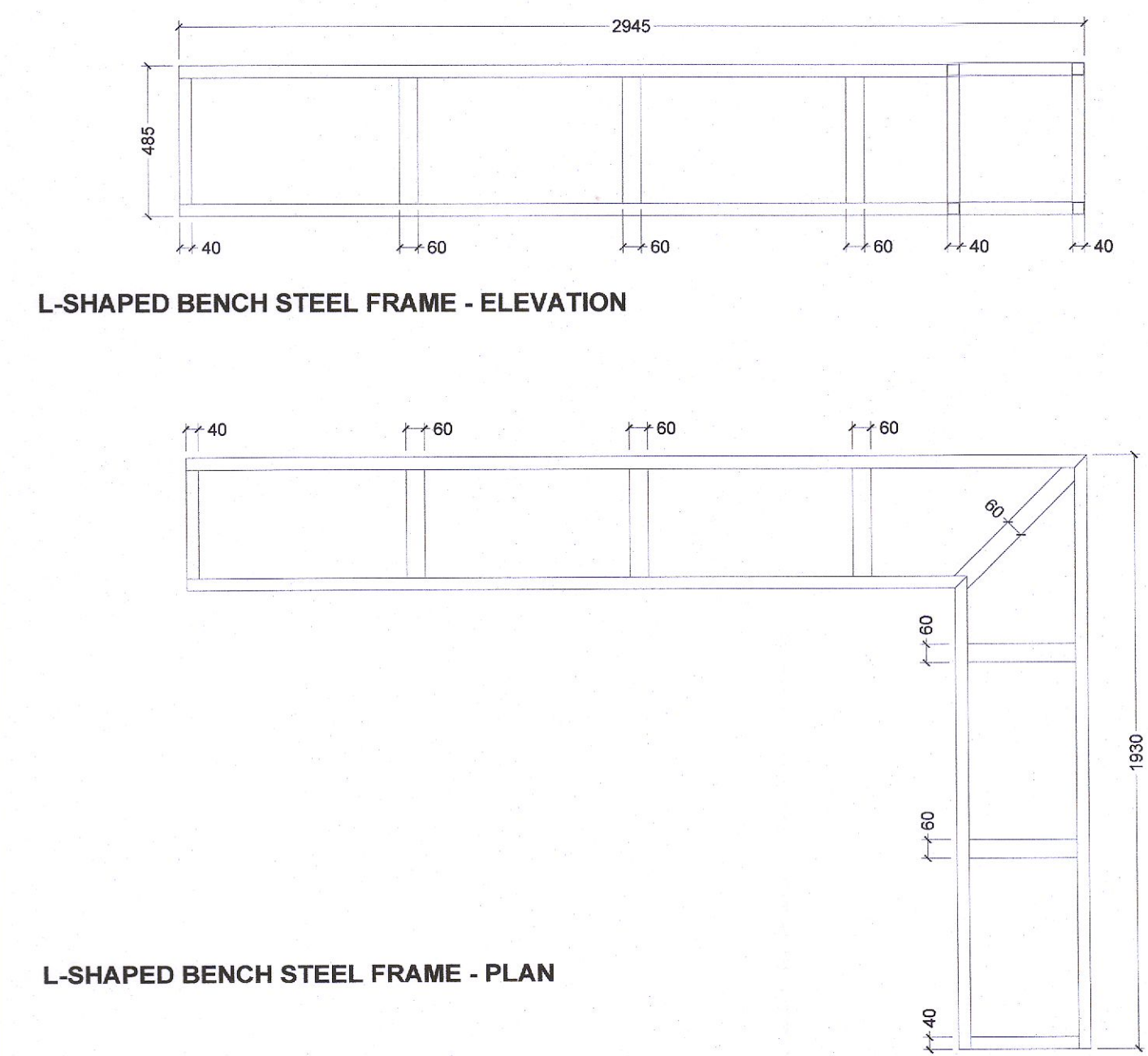


PLANTER AND BENCH - ISOMETRIC VIEW

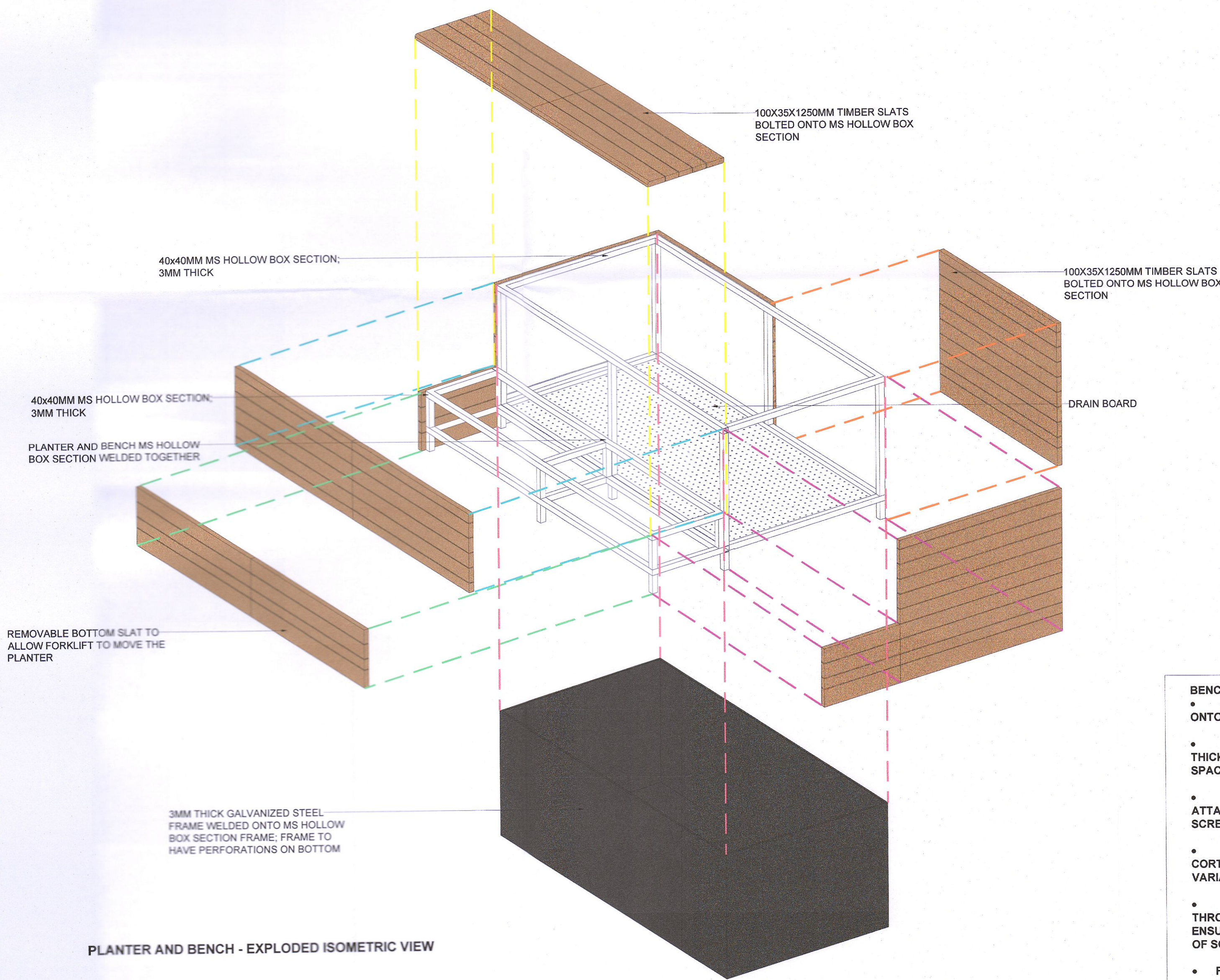


PLANTER AND BENCH - PLAN

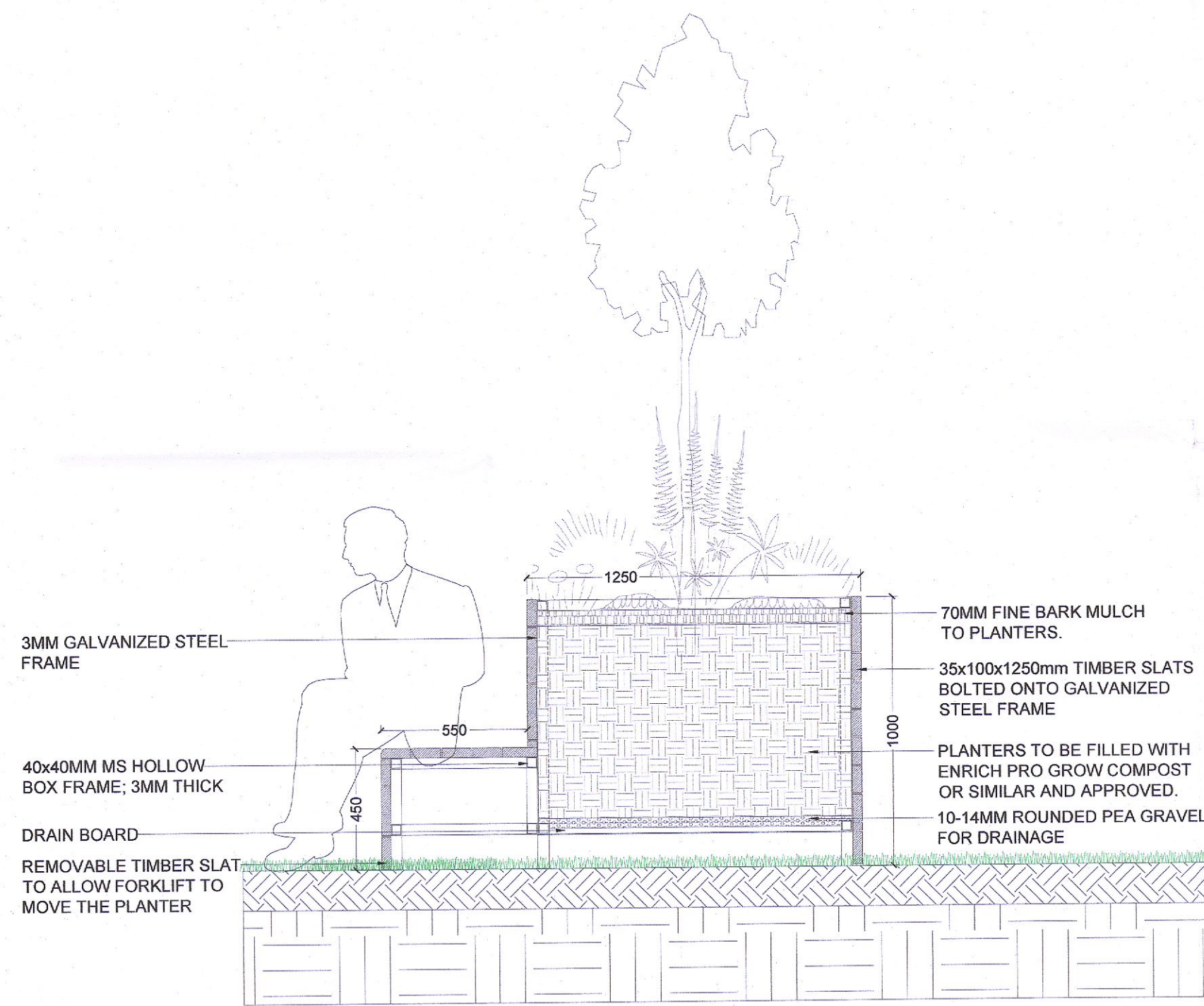


L-SHAPED BENCH STEEL FRAME - ELEVATION


L-SHAPED BENCH STEEL FRAME - PLAN



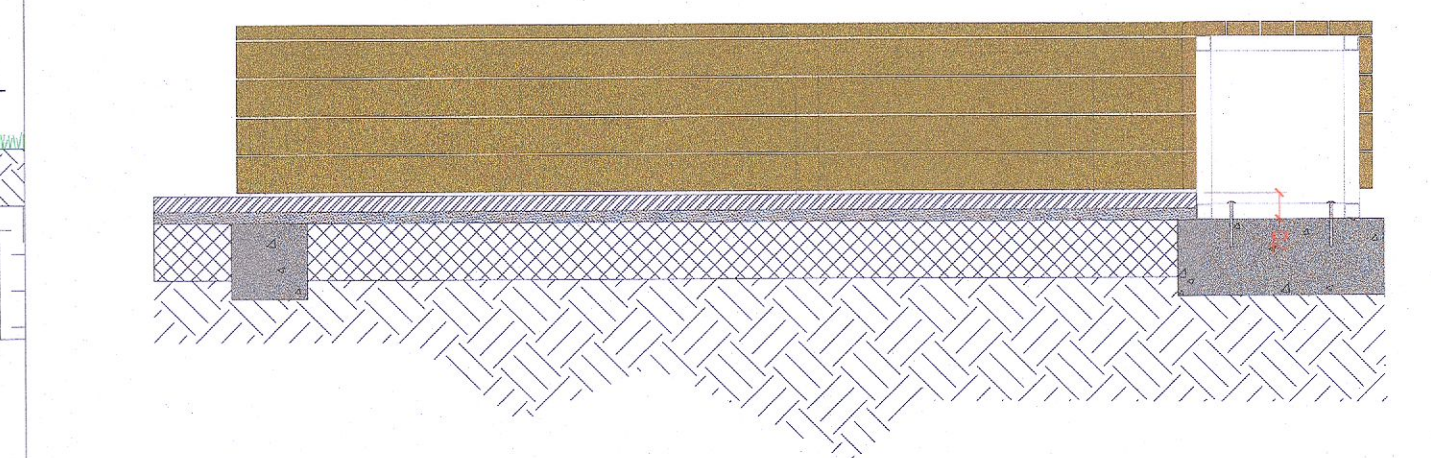
PLANTER AND BENCH - EXPLODED ISOMETRIC VIEW



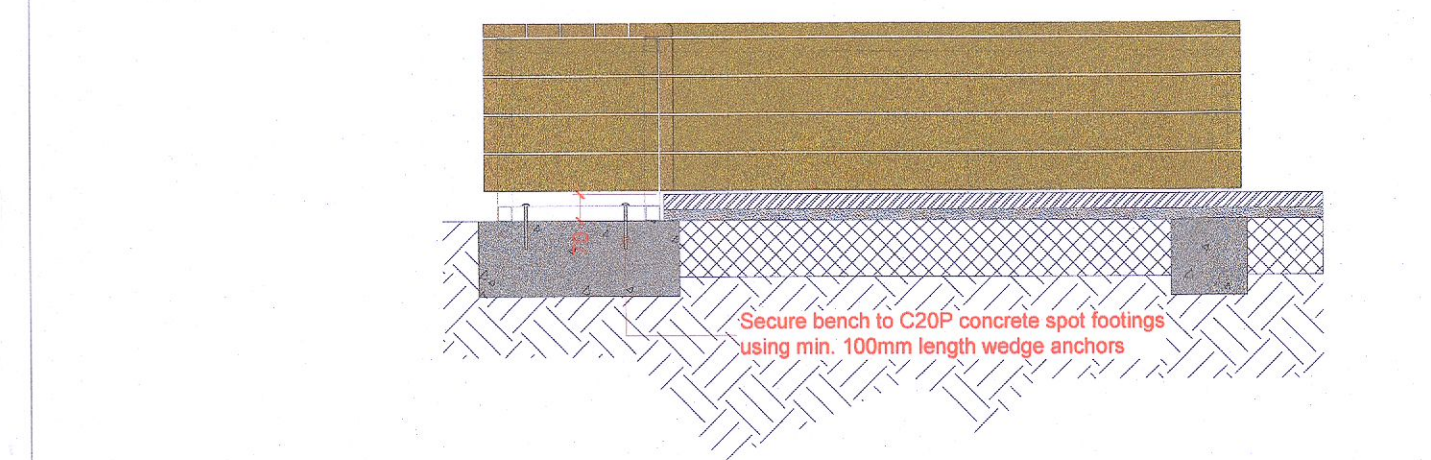
PLANTER AND BENCH - SECTIONAL ELEVATION



ELEVATION 01
L-SHAPED BENCH - PLAN



SECTIONAL ELEVATION 01



SECTIONAL ELEVATION 02


- BENCH SEATING**
- L-SHAPED BENCH COMPOSED OF FSC CERTIFIED HARDWOOD TIMBER (IROKO) SCREW FIXED ONTO A 40X40MM WELDED BOX STEEL FRAME.
 - 40X40MM HOLLOW SQUARE SECTION GALVANISED MILD STEEL FRAME WITH 2MM WALL THICKNESS. USE 60X60MM BOX STEEL AT MITRE JOINTS AND MID RAILS TO ALLOW SUFFICIENT SPACE FOR BUTT JOINTING AND SCREWING OF TIMBER LENGTHS.
 - PLANED AND SANDED (WITH ARISES APPLIED TO EDGES) HARDWOOD IROKO LENGTHS ATTACHED TO FRAME USING 8X65MM LENGTH COUNTERSUNK STAINLESS STEEL SELF TAPPING SCREWS.
 - APPLY HARDWOOD LENGTHS ON SITE AFTER BOX STEEL FRAME HAS BEEN POSITIONED WITHIN CORTEN WALL ALCOVES - THIS WILL ALLOW FOR GREATER ACCURACY AND CATER FOR ANY VARIATIONS IN WALL CONSTRUCTION.
 - SCREW FIX LENGTHS IN PATTERN AS SHOWN ON CONSTRUCTION DETAILS (CENTRALLY THROUGH BOX STEEL SECTIONS WITH SCREW CENTRES SET BACK 20MM FROM TIMBER EDGES). ENSURE SCREWS LINE UP ALONG FULL LENGTH AND WIDTH OF BENCHES (AVOID ANY ZIG-ZAGGING OF SCREW HEADS).
 - FOR DETAILS OF THE STRAIGHT BENCH, PLEASE VISIT THE LINK: <https://www.bluetonitd.com/street-furniture/seating/mild-steel-and-timber-seating/ref-097mst/>

DO NOT SCALE FROM THIS DRAWING. WORK ONLY FROM FIGURED DIMENSIONS
ALL ERRORS AND OMISSIONS ARE TO BE REPORTED TO LANDSCAPE ARCHITECT

REV:	DATE:	REFERENCE:
A	2022-09-08	FURNITURE CONSTRUCTION DETAILS

BY:	REV:	DATE:	REFERENCE:
SK			

BY:



MURPHY+SHEANON
Horticulture & Landscape Architecture

Contact : col.m@murphysheanon.ie
Tel : +353860787147
Address : 2Rienmond Lodge, Richmond Green,
Carrickarennan Road, Monkstown, Dublin .18

CLIENT:
SIRO HOMES

PROJECT:
NUTGROVE AVENUE, RATHFARNHAM

TITLE:
FURNITURE CONSTRUCTION DETAILS

CAD FILE REFERENCE:
g:\shard drives\murphy sheanon office\m+s_office\jobs\2101362 - nutgrove avenue, rathfarnham\m+s\3. tender\21-362-td-01_07.09.22.dwg

DRAWING NUMBER:
362-TD-06

PROJECT NUMBER:
362

PROJECT STATUS:
TENDER

DATE:
SEPTEMBER 2022

SCALE:
AS SHOWN@A1

DRAWN BY:
SK

CHECKED BY:
KR/CS

SHEET NO:
A