
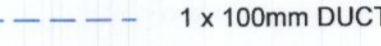
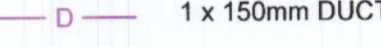





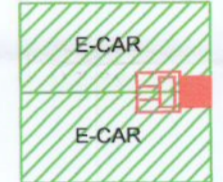


THIS DRAWING IS COPYRIGHT © ALL RIGHTS RESERVED. NO PART OF THIS DRAWING MAY BE REPRODUCED, STORED IN A RETRIEVAL SYSTEM OR TRANSMITTED IN ANY FORM OR BY ANY MEANS WITHOUT THE PRIOR WRITTEN PERMISSION FROM MCELLIGOTT CONSULTING ENGINEERS LIMITED.

NOTES

01. DO NOT SCALE. USE FIGURED DIMENSIONS ONLY.
02. THIS DRAWING IS TO BE READ IN CONJUNCTION WITH ALL OTHER RELEVANT ARCHITECTURAL AND ENGINEERING DRAWINGS.
03. FINAL LOCATION OF MINIPILLARS & DUCTS TO BE AGREED WITH ESB SUPERVISOR PRIOR TO INSTALLATION, AND IN COMPLIANCE WITH ESB DESIGN DRAWING FOR THIS PROJECT.
04. PROVIDE FOR ESB METER CABINET, INTERNAL METER & BRACKETS, SURGE PROTECTION & CABLE TO PUMPING STATION CONTROL PANEL.
05. REFER TO ESB PUBLICATION ELECTRICAL SERVICES GUIDE BOOK FOR HOUSING SCHEMES FOR ALL INSTALLATION DETAILS.
06. THIS DRAWING SHOULD BE READ IN CONJUNCTION WITH THE NATIONAL CODE OF PRACTICE FOR CUSTOMER INTERFACE ISSUED BY ESB.
07. ALL ELECTRICAL WORKS SHALL BE CARRIED OUT IN ACCORDANCE WITH THE ET101 REGULATIONS.
08. THIS PROPOSAL IS FOR INFORMATION AND IS SUBJECT TO APPROVAL FROM THE ESB REPRESENTATIVE AND PLANNING PERMISSION.
09. TO BE READ IN CONJUNCTION WITH ESB FINAL DESIGN DRAWING.
10. THE CONTRACTOR PROCEEDS AT THEIR OWN RISK WHEN INSTALLING ESB DUCTING PRIOR TO THE APPROVED ESB DESIGN DRAWING BEING ISSUED.
11. ESB DUCTING TO BE INSTALLED IN PATHWAY.
12. NOMINATED COMPANY TO OPERATE & MAINTAIN EV CHARGING NETWORK TO BE CONFIRMED.

LEGEND

-  MANHOLE
-  1 x 100mm DUCT
-  1 x 150mm DUCT
-  SINGLE HEAD FULLY OPERATIONAL CAR CHARGING TERMINAL
-  TWIN HEAD FULLY OPERATIONAL CAR CHARGING TERMINAL
-  CAR CHARGING BASE & PLATE WITH LID
-  100MM DUCT FROM BUILDING EXIT TO MANHOLE
-  50MM DUCT FROM MANHOLE TO CAR-CHARGING POINT
-  ILLUSTRATES PARKING SPACES WITHIN DEVELOPMENT TO BE FITTED WITH FULLY OPERATIONAL ELECTRICAL CHARGING TERMINALS BY THE DEVELOPER.

| C | FOR INFORMATION | RT | TMC | TMC | 28/09/2022 |
|-------|-----------------|-----|------|-----|------------|
| B | FOR INFORMATION | RT | TMC | TMC | 05/07/2022 |
| A | FOR INFORMATION | RT | TMC | TMC | 09/12/2021 |
| ISSUE | DESCRIPTION | DRN | ORIG | APP | DATE |

McElligott
CONSULTING ENGINEERS
 H2a Centrepoint Business Park, Oak Road, Dublin 12
 tel: +353 (0)1 424 3014 email: info@mcelligott.ie web: www.mcelligott.ie

CLIENT
HUGH MCGREEVY & SONS

PROJECT
TUBBER LANE 3

TITLE
**PHASE 3
 EV CHARGING INFRASTRUCTURE**

| | | | |
|-------|-------|-------------|-------------|
| SHEET | SCALE | PROJECT No. | DRAWING No. |
| A1 | 1:200 | 21039 | E021 |

