







THIS DRAWING IS COPYRIGHT © ALL RIGHTS RESERVED. NO PART OF THIS DRAWING MAY BE REPRODUCED, STORED IN A RETRIEVAL SYSTEM OR TRANSMITTED IN ANY FORM OR BY ANY MEANS WITHOUT THE PRIOR WRITTEN PERMISSION FROM MCELLIGOTT CONSULTING ENGINEERS LIMITED.

NOTES


- DO NOT SCALE. USE FIGURED DIMENSIONS ONLY.
- THIS DRAWING IS TO BE READ IN CONJUNCTION WITH ALL OTHER RELEVANT ARCHITECTURAL AND ENGINEERING DRAWINGS.
- FINAL LOCATION OF MINIPILLARS & DUCTS TO BE AGREED WITH ESB SUPERVISOR PRIOR TO INSTALLATION.
- PROVIDE FOR ESB METER CABINET, INTERNAL METER & BRACKETS, SURGE PROTECTION & CABLE TO PUMPING STATION CONTROL PANEL.
- REFER TO ESB PUBLICATION ELECTRICAL SERVICES GUIDE BOOK FOR HOUSING SCHEMES FOR ALL INSTALLATION DETAILS.
- THIS DRAWING SHOULD BE READ IN CONJUNCTION WITH THE NATIONAL CODE OF PRACTICE FOR CUSTOMER INTERFACE ISSUED BY ESB.
- THIS PROPOSAL IS SUBJECT TO APPROVAL FROM THE LOCAL AUTHORITY & PLANNING PERMISSION.
- ALL PUBLIC LIGHTING COLUMNS MUST BE A MINIMUM OF 800mm AWAY FROM THE KERB EDGE.
- ALL PUBLIC LIGHTING COLUMNS TO BE A MINIMUM OF 7M AWAY FROM ANY TREES (TREES WILL BE RELOCATED IF ANY CLASHES OCCUR).
- THIS IS NOT AN APPROVED PUBLIC LIGHTING DESIGN DRAWING.
- LOCATION OF LIGHTING PILLARS TO BE CONFIRMED ON RECEIPT OF ESB DESIGN DRAWING.
- LED LANTERNS MUST HAVE A CONSTANT LIGHT OUTPUT (CLO) AND ARE AUTOMATICALLY DIMMED TO 75% OUTPUT EACH NIGHT FROM 12AM TO 6AM. ELECTRONIC PHOTOCELLS SWITCHED AT 35/18LUX.

LEGEND

 LIGHTING MICRO PILLAR (LOCATION AT LEAST 2 METERS FROM ESB PILLAR)
 2 x 8sq NYCY CABLE LAID IN 100mm PVC DUCT TO ET211.2003. SINGLE WALL DUCTING. COLOUR RED TO BE USED MANUFACTURED FROM HIGH DENSITY POLYETHYLENE (H.D.P.E), 107mm EXTERNAL DIAMETER, HAVING A WALL THICKNESS OF 5mm. THIS DUCTING TO HAVE THE WORDS "STREET LIGHTING" STAMPED ON, IN TRENCH. ALL WORKS TO LOCAL AUTHORITY SPECIFICATION. THIS IS A CIRCUIT LAYOUT AND NOT INDICATIVE OF WHERE DUCTS ARE TO BE LAID.

- A**  **COLUMN DETAILS:**
 HEIGHT :6m
 BRACKET LENGTH :POST-TOP
 LANTERN TYPE :8W LED
 MAKE & MODEL :CU-PHOSCO-E950-28-R3P-727-C250-8W
- B**  **COLUMN DETAILS:**
 HEIGHT :8m
 BRACKET LENGTH :POST-TOP
 LANTERN TYPE :29W LED
 MAKE & MODEL :CU-PHOSCO-P852-12-P4-WW-CB0750-29W
- C**  **COLUMN DETAILS:**
 HEIGHT :6m
 BRACKET LENGTH :POST-TOP
 INCLINATION :5 INCLINATION
 LANTERN TYPE :9W LED
 MAKE & MODEL :CU-PHOSCO-P852-R3B-WW-CB0200-9W
- D**  **COLUMN DETAILS:**
 HEIGHT :6m
 BRACKET LENGTH :POST-TOP
 LANTERN TYPE :34W LED
 MAKE & MODEL :CU-PHOSCO-P852-P4-WW-CB0900-34W
- E**  **COLUMN DETAILS:**
 HEIGHT :6m
 BRACKET LENGTH :POST-TOP
 LANTERN TYPE :15W LED
 MAKE & MODEL :CU-PHOSCO-P852-R3B-WW-CA0350-15W

R&L ABACUS RAISE & LOWER LIGHTING COLUMN.
C/W BAFFLE COMPLETE WITH BAFFLES

 HATCHED AREA INDICATES LAND WITHIN THE TAKEN IN CHARGE ZONE FOR PHASE 3 TUBBER LANE, WHERE SOUTH DUBLIN COUNTY COUNCIL ARE PROVIDING PUBLIC LIGHTING TO THE CELBRIDGE LINK ROAD.

ISSUE	DESCRIPTION	DRN	ORIG	APP	DATE
G	FOR INFORMATION	RT	TMC	TMC	28/09/2022
F	FOR INFORMATION	RT	TMC	TMC	23/09/2022
E	FOR INFORMATION	RT	TMC	TMC	21/09/2022
D	FOR INFORMATION	RT	TMC	TMC	04/07/2022
C	FOR INFORMATION	RT	TMC	TMC	10/12/2021
B	FOR INFORMATION	RT	TMC	TMC	02/12/2021

McElligott
 CONSULTING ENGINEERS
 D4 Riverview Business Park, Nangor Road, Dublin 12
 tel: +353 (0)1 4260099 email: info@mcelligott.ie web: www.mcelligott.ie

CLIENT **HUGH MCGREEVY & SONS**

PROJECT **TUBBER LANE 3**

TITLE **PHASE 3 PUBLIC LIGHTING LAYOUT**

SHEET	SCALE	PROJECT No.	DRAWING No.
A1	1:500	21039	E015

