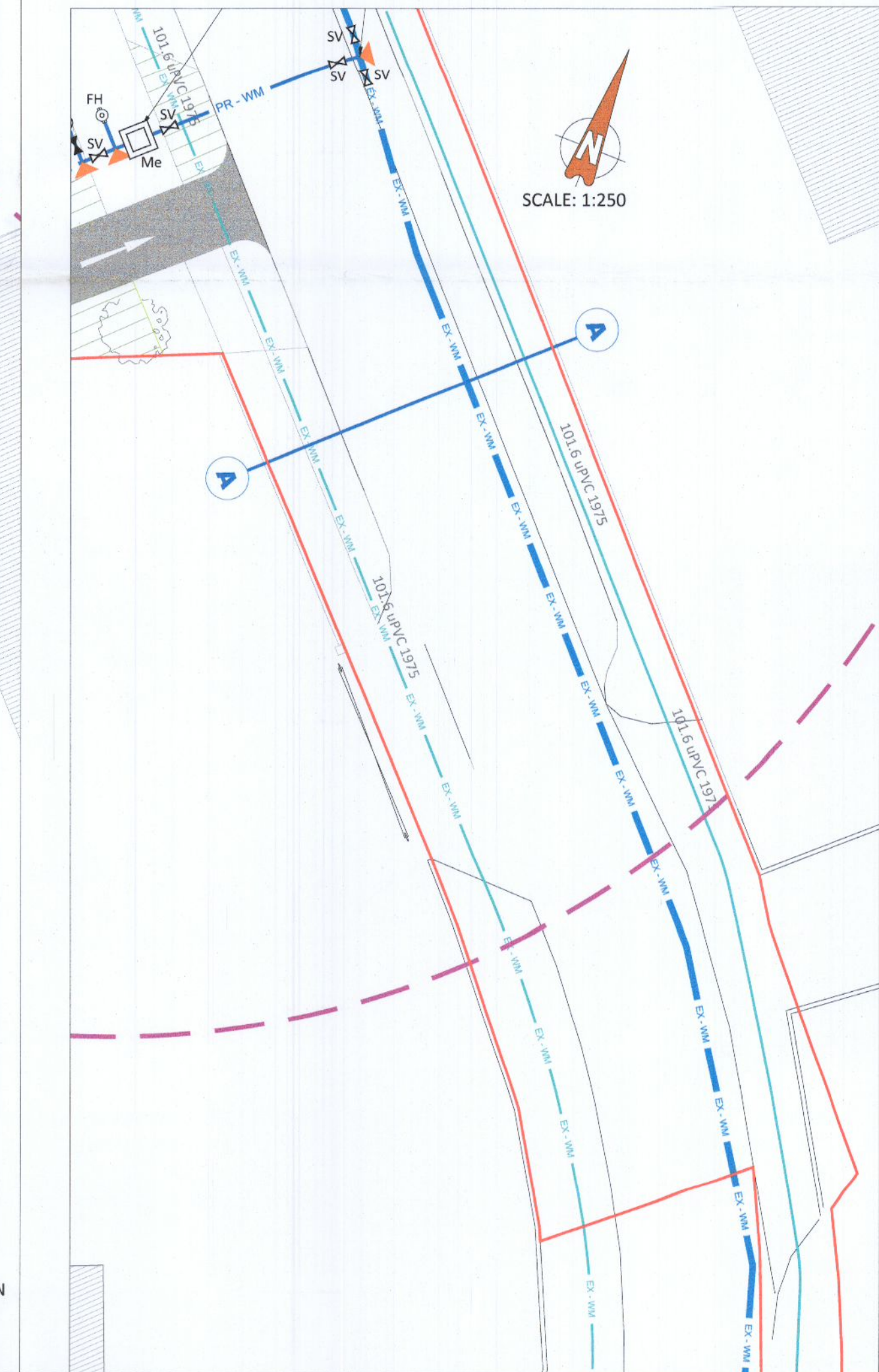
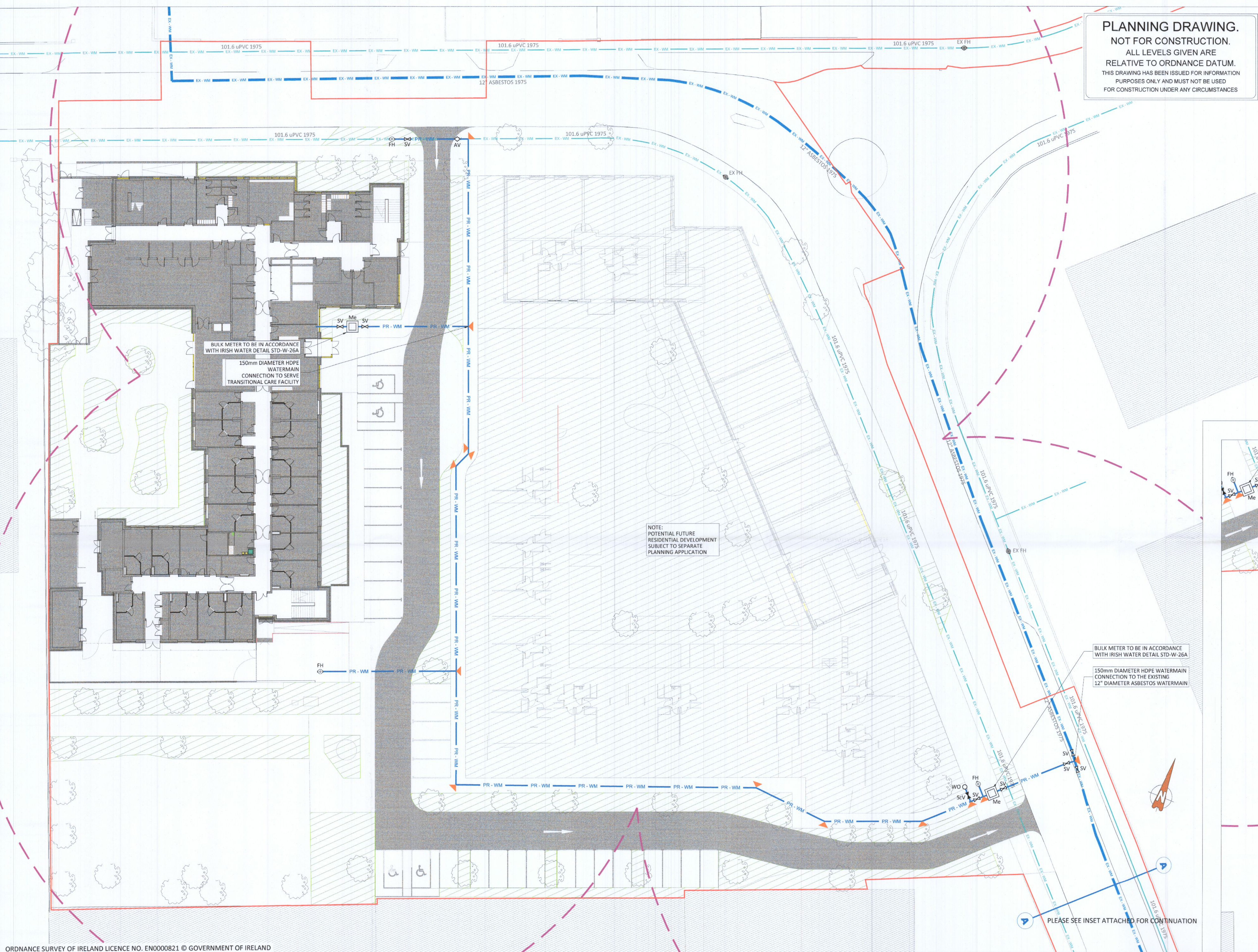


PLANNING DRAWING.
NOT FOR CONSTRUCTION.
 ALL LEVELS GIVEN ARE
 RELATIVE TO ORDNANCE DATUM.
 THIS DRAWING HAS BEEN ISSUED FOR INFORMATION
 PURPOSES ONLY AND MUST NOT BE USED
 FOR CONSTRUCTION UNDER ANY CIRCUMSTANCES

DR 0550 - WATERMAIN LAYOUT
 DRAWING SCALE = 1:250
 LEGEND SCALE = 1:500

- LEGEND:**
- 150mmØ HDPE WATERMAIN — PR - WM — PR - WM
 - SLUICE VALVE (AS IRISH WATER STD-W-15) SV
 - FIRE HYDRANT (AS IRISH WATER STD-W-18/19) FH
 - AIR VALVE (AS IRISH WATER STD-W-22) AV
 - SCOUR VALVE (AS IRISH WATER STD-W-30B) Scv
 - WASHOUT HYDRANT (AS IRISH WATER STD-W-30A) WO
 - BULK METER (AS IRISH WATER STD-W-26A) Me
 - THRUST & SUPPORT BLOCKS (AS IRISH WATER STD-W-28)
 - RADIUS OF 46m FROM THE FIRE HYDRANT
 - EXISTING 101.6mm uPVC WATERMAIN (AS SOURCE FROM IRISH WATER RECORDS) 101.6mm
 - EXISTING 12" ASBESTOS WATERMAIN (AS SOURCE FROM IRISH WATER RECORDS) 12" ASBESTOS
 - EXISTING FIRE HYDRANT (AS SOURCE FROM IRISH WATER RECORDS) EX FH

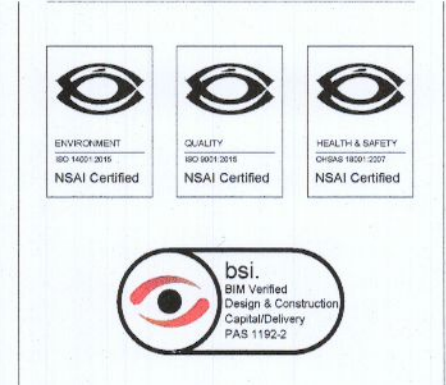
- GENERAL NOTES:**
- PRIVATE WATERMAIN CONNECTION TO BE IN ACCORDANCE WITH IRISH WATER STANDARD DETAILS STD-W-02 AND STD-W-03.
 - WATERMAIN "T" JUNCTIONS TO BE IN ACCORDANCE WITH THE STANDARD DETAIL STD-W-07.
 - TYPICAL SERVICE LAYOUT DISTANCES, HORIZONTALLY AND VERTICALLY, TO BE IN ACCORDANCE WITH THE STANDARD DETAIL STD-W-11.
 - WATERMAIN THRUST AND SUPPORT BLOCKS TO BE IN ACCORDANCE WITH THE STANDARD DETAIL STD-W-28.
 - DEPTHS OF ALL WATERMANS TO COMPLY WITH REQUIREMENTS OF 3.11 OF IRISH WATER CODE OF PRACTICE.
 - FIRE CONSULTANTS TO ADVISE OF ANY ADDITIONAL WATERMAIN AND FITTINGS REQUIREMENTS FOR FIRE SAFETY PURPOSES.
- DRAWING NOTES:**
- REFER TO DRAWING B981-OCSC-XX-XX-DR-C-0500 FOR THE DRAINAGE NETWORK DESIGN LAYOUT.



ORDNANCE SURVEY OF IRELAND LICENCE NO. EN0000821 © GOVERNMENT OF IRELAND

- FOR SETTING OUT REFER TO ARCHITECT'S DRAWINGS.
- THIS DRAWING TO BE READ IN CONJUNCTION WITH ALL OTHER ARCHITECTURAL AND ENGINEERING DRAWINGS AND ALL OTHER RELEVANT DRAWINGS AND SPECIFICATIONS.
- DO NOT SCALE THIS DRAWING. USE FIGURED DIMENSIONS ONLY.
- NO PART OF THIS DOCUMENT MAY BE REPRODUCED OR TRANSMITTED IN ANY FORM OR STORED IN ANY RETRIEVAL SYSTEM OF ANY NATURE WITHOUT THE WRITTEN PERMISSION OF O'CONNOR SUTTON CRONIN AS COPYRIGHT HOLDER EXCEPT AS AGREED FOR USE ON THE PROJECT FOR WHICH THE DOCUMENT WAS ORIGINALLY ISSUED.

Rev No.	Date	Revision Note	Drn by	Chkd by	Rev No.	Date	Revision Note	Drn by	Chkd by
P01	06.09.22	SUITABLE FOR INFORMATION	COR	PR					
P02	14.09.22	SUITABLE FOR PLANNING	COR	PR					
P03	15.09.22	SUITABLE FOR PLANNING	JC	PR					



Head Office,
 9 Prussia Street,
 Dublin 7,
 D07 KT57

TEL +353 (0)1 8682000

e: contactus@ocsc.ie
 w: www.ocsc.ie

Dublin | London | Belfast | Galway | Cork | Birmingham



Client: **BARTRA PROPERTY COOKSTOWN LIMITED**
 Project: **TRANSITIONAL CARE FACILITY COOKSTOWN INDUSTRIAL ESTATE, DUBLIN 24**
 Title: **WATERMAIN NETWORK DESIGN LAYOUT**

Code	Originator	Zone	Level	Type	Role	Number	Status	Revision
B981-OCSC	XX	XX	DR	C	-0555	S4	P03	

Date: 06.09.22 Scale: 1:250 @ A1 Drn by: COR Chkd by: EH Aprvd by: PR