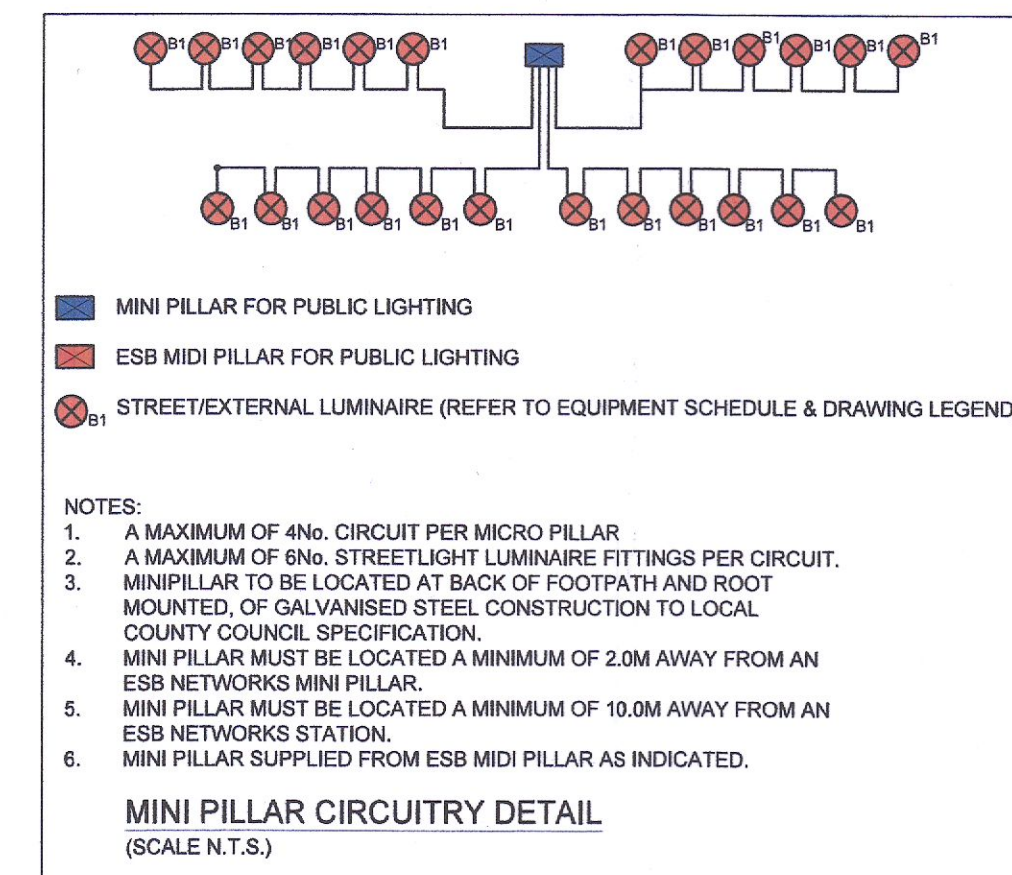
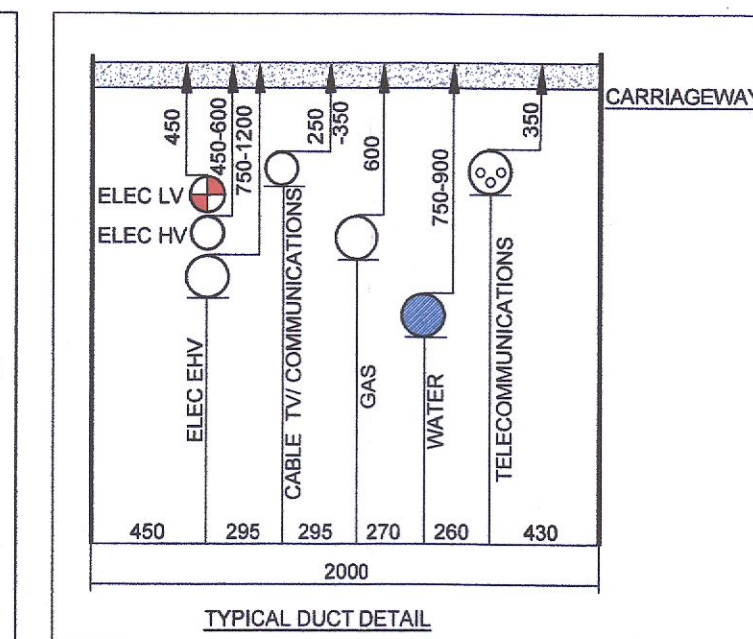
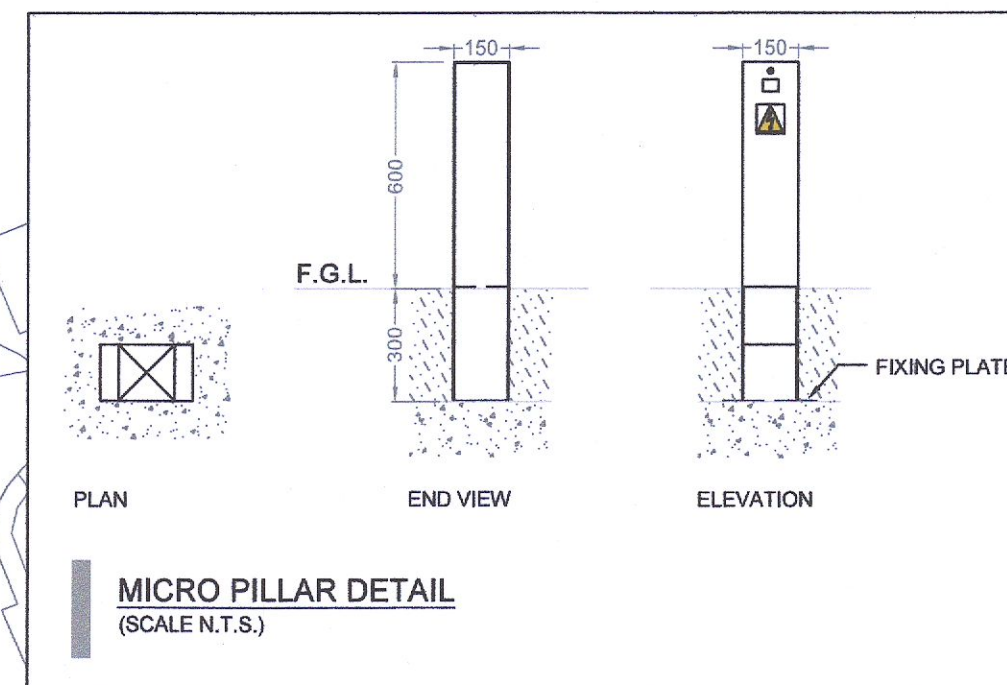


Mounting Height	Column Base	Shaft (for tubular columns)	Planting Depth	Outreach Bracket
6 metre	140mm O.D.	76mm O.D.	1 metre	1 metre
8 metre	168mm O.D.	68mm O.D.	1.3 metre	1.5 metre

PUBLIC LIGHTING COLUMN DETAIL SCHEDULE			
COLUMN MOUNTING HEIGHT:	10M	8M	6M
ROOT DEPTH -	1.5M	1.2M	1.0M
CABLE ENTRY DEPTH -	0.3M	0.3M	0.3M
ROOTING CONCRETE DEPTH -	0.8M	0.7M	0.5M
HEIGHT OF COLUMN DOOR -	1.5M	1.5M	1.5M



- NOTES**
- ALL EXTERIOR LIGHTING SHALL COMPLY WITH CODE OF PRACTICE FOR THE DESIGN OF ROAD LIGHTING BS5488-1:2013, EN13201-2015, LOCAL COUNCIL PUBLIC LIGHTING INSTALLATION IN RESIDENTIAL AND INDUSTRIAL AREAS, NATIONAL RULES FOR ELECTRICAL INSTALLATION ET101:2006 PART 1 GENERAL REQUIREMENTS & PART 2.3 PARTICULAR REQUIREMENTS FOR PUBLIC LIGHTING INSTALLATIONS.
 - THE EXTERNAL LIGHTING LAYOUT HAS BEEN DESIGNED IN ACCORDANCE WITH EN 13201-2015 & CIBSE GUIDE LG-06 GUIDELINES.
 - DUCTING SHALL COMPLY WITH BSEN 50068-1-2-3-4 LATEST EDITION & SHALL BE SINGLE WALL, COLOURED RED & MANUFACTURED FROM HIGH DENSITY POLYPROPYLENE. THE NOMINAL EXTERNAL DIAMETER OF THE DUCT SHALL BE 107mm WITH A MINIMAL WALL THICKNESS OF 5mm. EACH LENGTH OF DUCT SHALL BE STAMPED WITH THE WORDS "PUBLIC LIGHTING", OR ALTERNATIVELY, "STREET LIGHTING", IN 18mm BLACK LETTERING AT 0 DEGREES, AT ONE METRE INTERVALS. DUCT SHALL BE LAID WITH THIS LEGEND FACING UPWARDS. DUCT SHALL BE LAID IN A STRAIGHT LINE CLOSE TO THE LINE OF THE COLUMN LOCATIONS & SHALL CONTAIN A CONTINUOUS DRAW WIRE OF 8KN STRENGTH. ALL DUCTS SHALL BE PROVEN WITH BRUSH AND MANDRILL. POLYPROPYLENE ROPED AND PLUGGED AND COMPLIANT WITH ET101 REQUIREMENTS RED DUCT SHALL BE USED FOR EXTERIORS LIGHTING CABLES.
 - A MINIMUM DEPTH OF 600mm COVER IS REQUIRED IN URBAN PATHWAYS & A MINIMUM OF 800mm COVER IS REQUIRED FOR GRASS MARGINS, PEDESTRIAN WAYS, LANEWAYS & GATEWAY ENTRANCES & A MINIMUM DEPTH OF 750mm IS REQUIRED AT ROAD CROSSINGS OR IN CARRIAGEWAYS.
 - ALL CABLE DRAW INSPECTION PITS SHALL BE OF DUCTILE IRON GALVANISED STEEL FRAME WITH FRAME OPENING OF 615mm x 615mm TO CONFORM TO EN1248125 MARKED "PUBLIC LIGHTING" OR TRAFFIC WITH M16 STAINLESS STEEL LOCKING BOLT. ALL CABLE DRAW INSPECTION PITS FOR USE ON CARRIAGEWAYS SHALL BE OF THE SAME DIMENSION AS ABOVE WITH HIGH STRENGTH ENGINEERING OR SITU CONCRETE. COVERS AND FRAMES SHALL BE APPROVED BY LICENSED BODY NSAI OR BRITISH STANDARDS INSTITUTE OF QUALITY ASSURANCE SERVICES.
 - ALL EQUIPMENT TO BE SUITABLY IP & IK RATED FOR THE ENVIRONMENT THEY ARE BEING INSTALLED.
 - LIGHT COLUMNS TO BE LOCATED AT BACK OF FOOTPATH IN RESIDENTIAL AREAS.
 - LIGHT COLUMN SETBACK SHALL BE 0.8M FROM KERB IN ACCORDANCE WITH BS5488-1 TABLE 2 & LOCAL COUNTY COUNCIL PUBLIC LIGHTING SPECIFICATION.
 - SITE LIGHTING CABLING TO TERMINATE IN SITE MINI PILLARS AS INDICATED.
 - PUBLIC LIGHTING COLUMNS TO BE CONSTRUCTED OF GALVANISED STEEL AND COMPLY WITH LOCAL COUNTY COUNCIL PUBLIC LIGHTING SPECIFICATION REQUIREMENTS & EN40 STANDARDS.

SCHEDULE OF SYMBOLS

	LUMINAIRE A (TRUCK YARDS) OSQ HD, 4ME OPTIC, 45L, Q9, 3K LAMP 24MDSA140030K Q9 POLE MOUNTED AT 6, 8 & 10M AFFL.
	LUMINAIRE B (CAR PARKS) TRSA-02-200-8L30821W LAMP 12x6L21WQK POLE MOUNTED AT 6M AFFL.
	LUMINAIRE C (THROUGH ROADS) TRMA-02-15015L308106 LAMP 32D15L106W30 POLE MOUNTED AT 10M AFFL.
	LUMINAIRE D (TRUCK YARDS) OSQ HD, 4ME OPTIC, 45L, Q9, 3K LAMP 24MDSA140030K Q9 WALL MOUNTED AT 8M AFFL.
	LUMINAIRE E (CAR PARKS) TRSA-02-200-8L30821W LAMP 12x6L21WQK WALL MOUNTED AT 6M AFFL.
	SITE LIGHTING DUCT (1No. Ø110MM DUCT)
	MINI/MICRO PILLAR

ISOLINES

	1.0 lx
	2.0 lx
	5.0 lx
	7.0 lx
	10.0 lx
	20.0 lx
	50.0 lx

P6	ISSUED FOR FI RESPONSE	ST	ST	NP	08/09/22
P5	ARCH UPDATED REISSUED FOR PLANNING	ST	ST	NP	07/09/22
P4	ARCH UPDATED REISSUED FOR PLANNING	ST	ST	NP	24/08/22
P3	ISSUED FOR PLANNING	FB	ST	NP	04/04/22
P2	UPDATED ARCH LAYOUT/ ISSUED FOR PLANNING	FB	ST	NP	30/03/22
P1	PRELIMINARY ISSUE	FB	ST	NP	28/02/22
REV	DESCRIPTION	DRN	ENG	APP	DATE

PROJECT
CALMOUNT RD - WAREHOUSING/ LOGISTICS, OFFICE AND CAFE / RESTAURANT DEVELOPMENT

CLIENT
BLACKWIN LIMITED

ARCHITECT
TOTP Architects

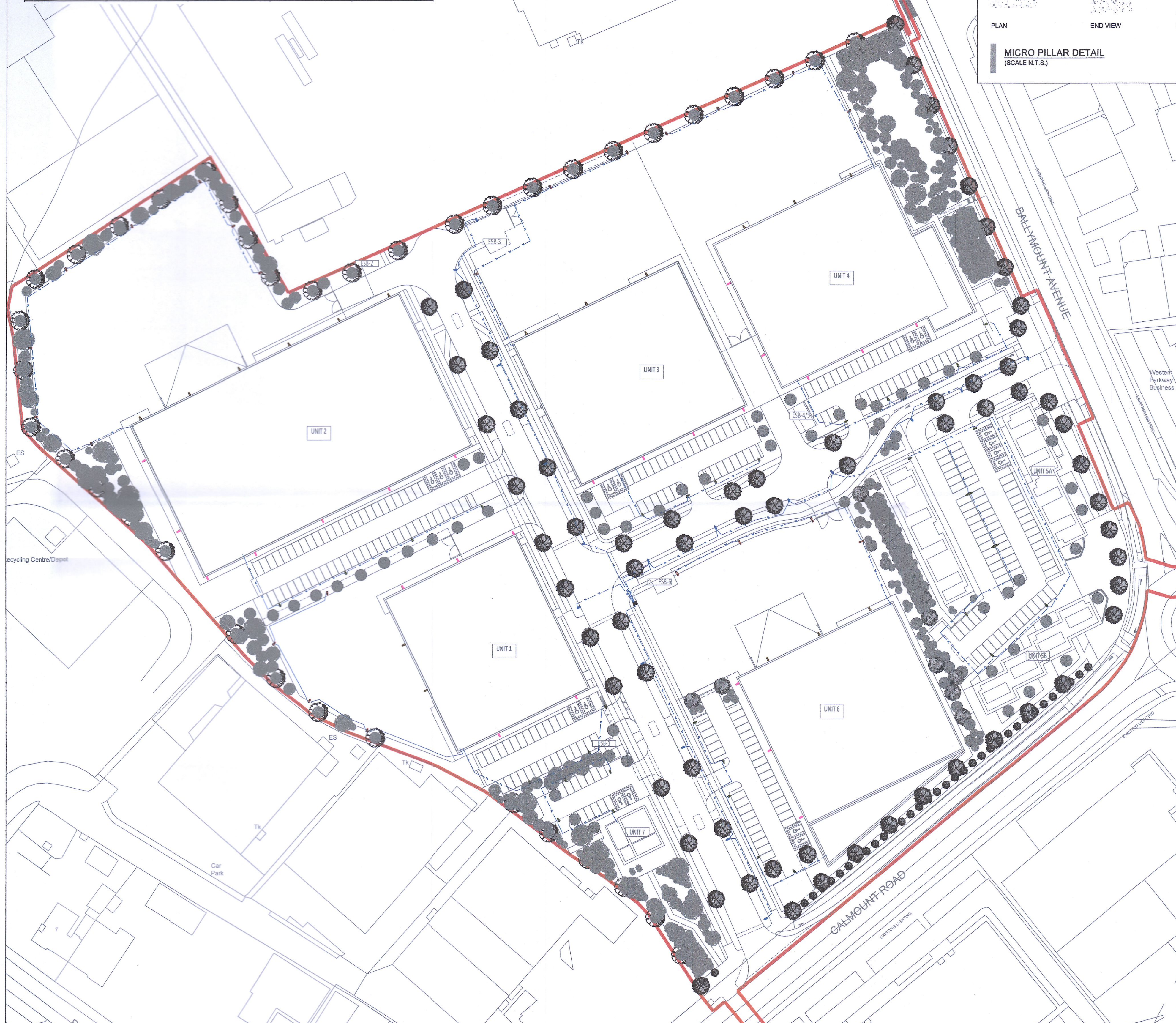
DRAWING TITLE
ELECTRICAL SERVICES INSTALLATION SITE LIGHTING LAYOUT

SCALE
1:750@A1
1:1500@A3

SHEET SIZE
A1

DRAWING No.
P048-PMEP-00-00-DR-E-01

REV.
P6



SITE PLAN
SCALE 1:750

