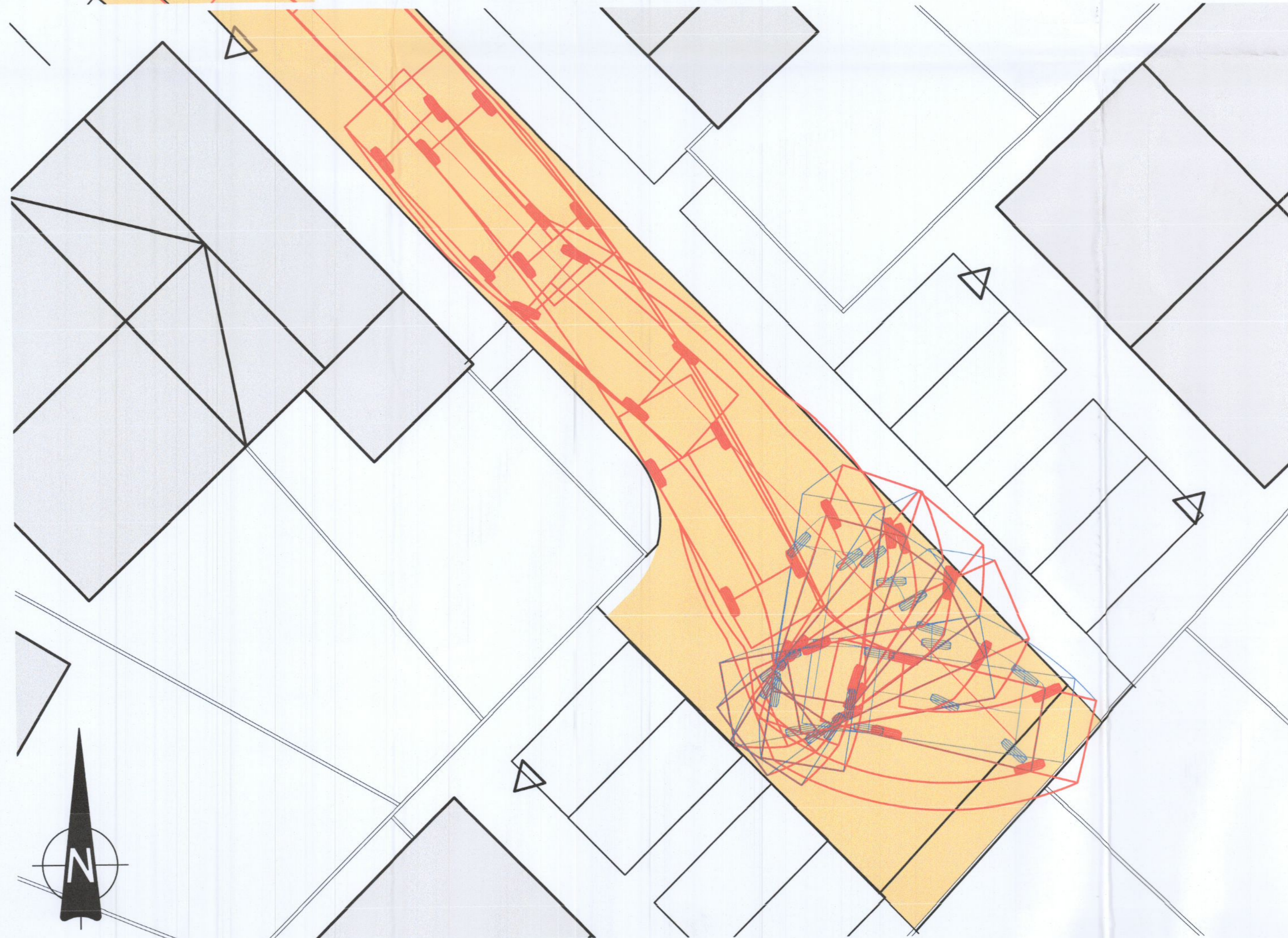




FIRE TENDER ANALYSIS 7
SCALE 1:100



SWEPT PATH ANALYSIS LAYOUT PLAN
SCALE 1:1000

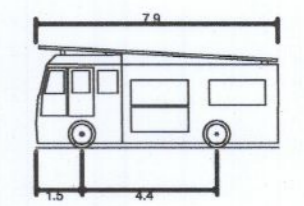


FIRE TENDER ANALYSIS 8
SCALE 1:100

NOTES:

- DO NOT SCALE. USE FIGURED DIMENSIONS ONLY.
- THIS DRAWING IS TO BE READ IN CONJUNCTION WITH ALL OTHER RELEVANT ARCHITECTURAL AND ENGINEERING DRAWINGS.


LEGEND:




Pumping Appliance
 Overall Length 7.900m
 Overall Width 2.500m
 Overall Body Height 3.300m
 Min Body Ground Clearance 0.140m
 Track Width 2.500m
 Lock-to-lock time 4.02s
 Curb to Curb Turning Radius 7.750m



REVERSING MOVEMENTS



FORWARD MOVEMENTS



REV.	DATE	AMENDMENT	DRN	APPD
25/08/22		RFI RESPONSE	PW	IW

STATUS **FOR PLANNING ONLY
NOT FOR CONSTRUCTION**

Waterman Moylan
 Engineering Consultants
 BLOCK 5, EASTPOINT BUSINESS PARK, ALFIE BYRNE ROAD,
 DUBLIN D03 H3F4 IRELAND. Tel: (01) 864 8900
 Email: info@waterman-moylan.ie www.waterman-moylan.ie

CLIENT **QUINTAIN DEVELOPMENTS IRELAND Ltd.**
 ARCHITECT **MOLA ARCHITECTS**
 PROJECT **TANDY'S LANE VILLAGE - PHASE 2**

TITLE **PROPOSED FIRE TENDER SWEEP PATH ANALYSIS
SHEET 4 OF 4**

DRAWN PW	DESIGNED KO	APPROVED EC	DATE AUG. 2022
SCALE 1:1000 @A1	JOB NO. 21-058	DRG. NO. P1133	REVISION -

© 2017 This drawing is copyright. No part of this document may be reproduced or transmitted in any form or stored in any retrieval system of any nature without the written permission of the consulting engineer or copyright holder except as agreed for use on the project for which the document was originally issued.