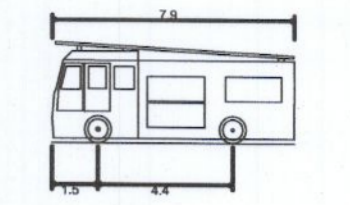
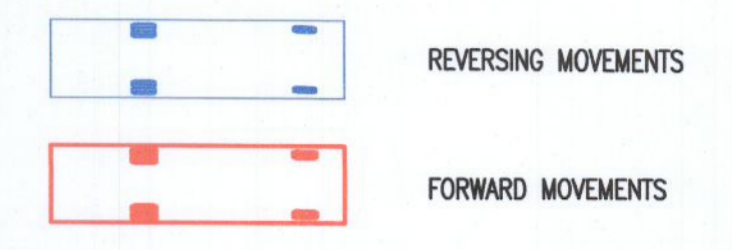


- NOTES:
- DO NOT SCALE. USE FIGURED DIMENSIONS ONLY.
 - THIS DRAWING IS TO BE READ IN CONJUNCTION WITH ALL OTHER RELEVANT ARCHITECTURAL AND ENGINEERING DRAWINGS.

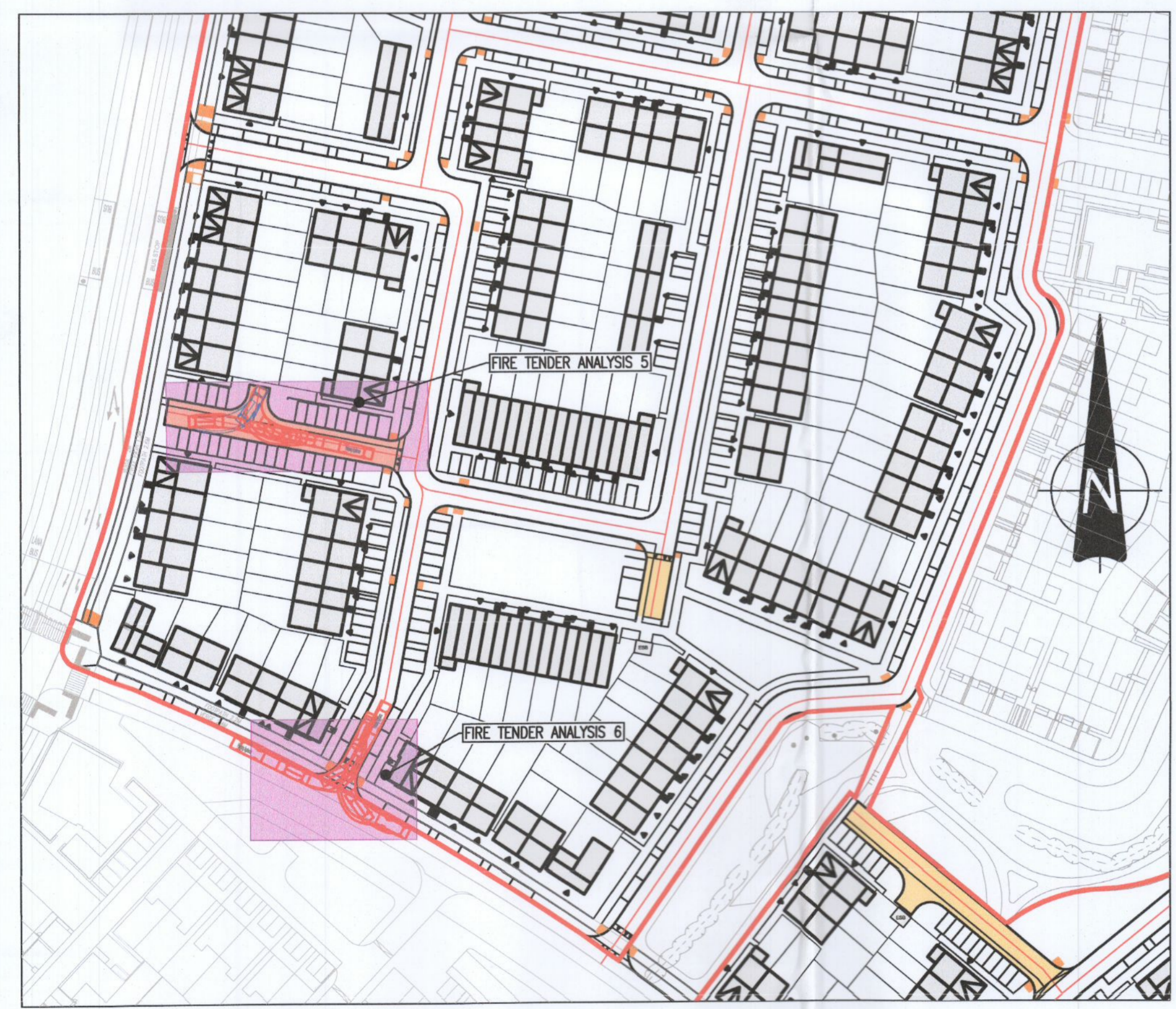
LEGEND:



Pumping Appliance	7.900m
Overall Length	2.500m
Overall Width	3.300m
Min Body Ground Clearance	0.140m
Track Width	2.500m
Lock-to-lock time	4.00s
Curb to Curb Turning Radius	7.750m




FIRE TENDER ANALYSIS 5
SCALE 1:100



SWEPT PATH ANALYSIS LAYOUT PLAN
SCALE 1:1000



FIRE TENDER ANALYSIS 6
SCALE 1:100



REV.	DATE	AMENDMENT	DRN	APPD
—	25/08/22	RFI RESPONSE	PW	IW

STATUS **FOR PLANNING ONLY
NOT FOR CONSTRUCTION**

Waterman Moylan
Engineering Consultants
BLOCK 5, EASTPOINT BUSINESS PARK, ALFIE BYRNE ROAD,
DUBLIN D03 H3F4 IRELAND. Tel: (01) 664 8900
Email: info@waterman-moylan.ie www.waterman-moylan.ie

CLIENT **QUINTAIN DEVELOPMENTS IRELAND Ltd.**
ARCHITECT **MOLA ARCHITECTS**

PROJECT **TANDY'S LANE VILLAGE – PHASE 2**

TITLE **PROPOSED FIRE TENDER SWEPT PATH ANALYSIS
SHEET 3 OF 4**

DRAWN PW	DESIGNED KO	APPROVED EC	DATE AUG. 2022
SCALE 1:1000 @A1	JOB NO. 21-058	DRG. NO. P1132	REVISION —