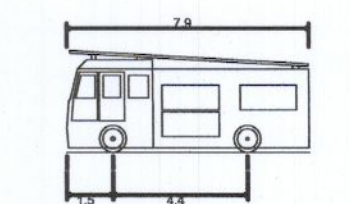
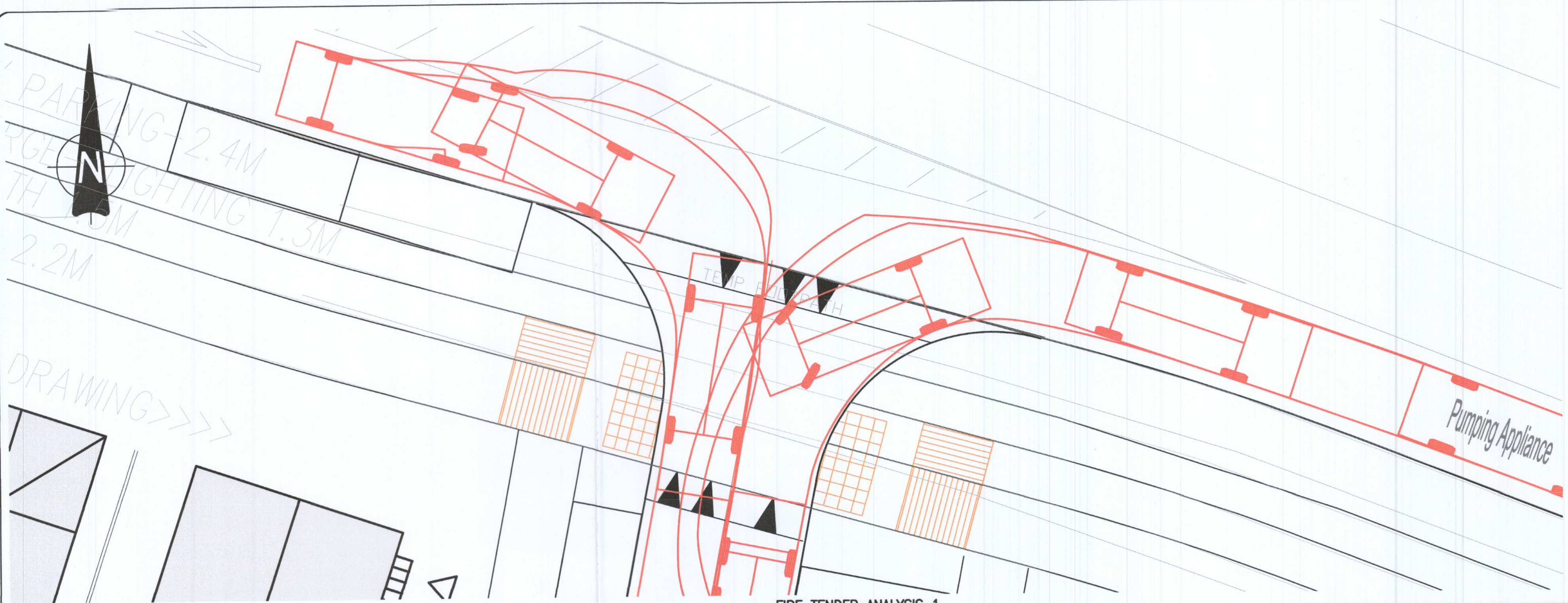
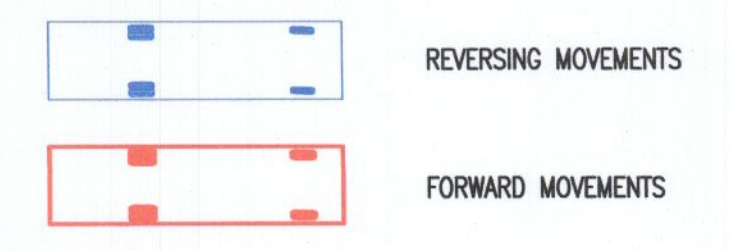


- NOTES:
- DO NOT SCALE. USE FIGURED DIMENSIONS ONLY.
  - THIS DRAWING IS TO BE READ IN CONJUNCTION WITH ALL OTHER RELEVANT ARCHITECTURAL AND ENGINEERING DRAWINGS.

LEGEND:



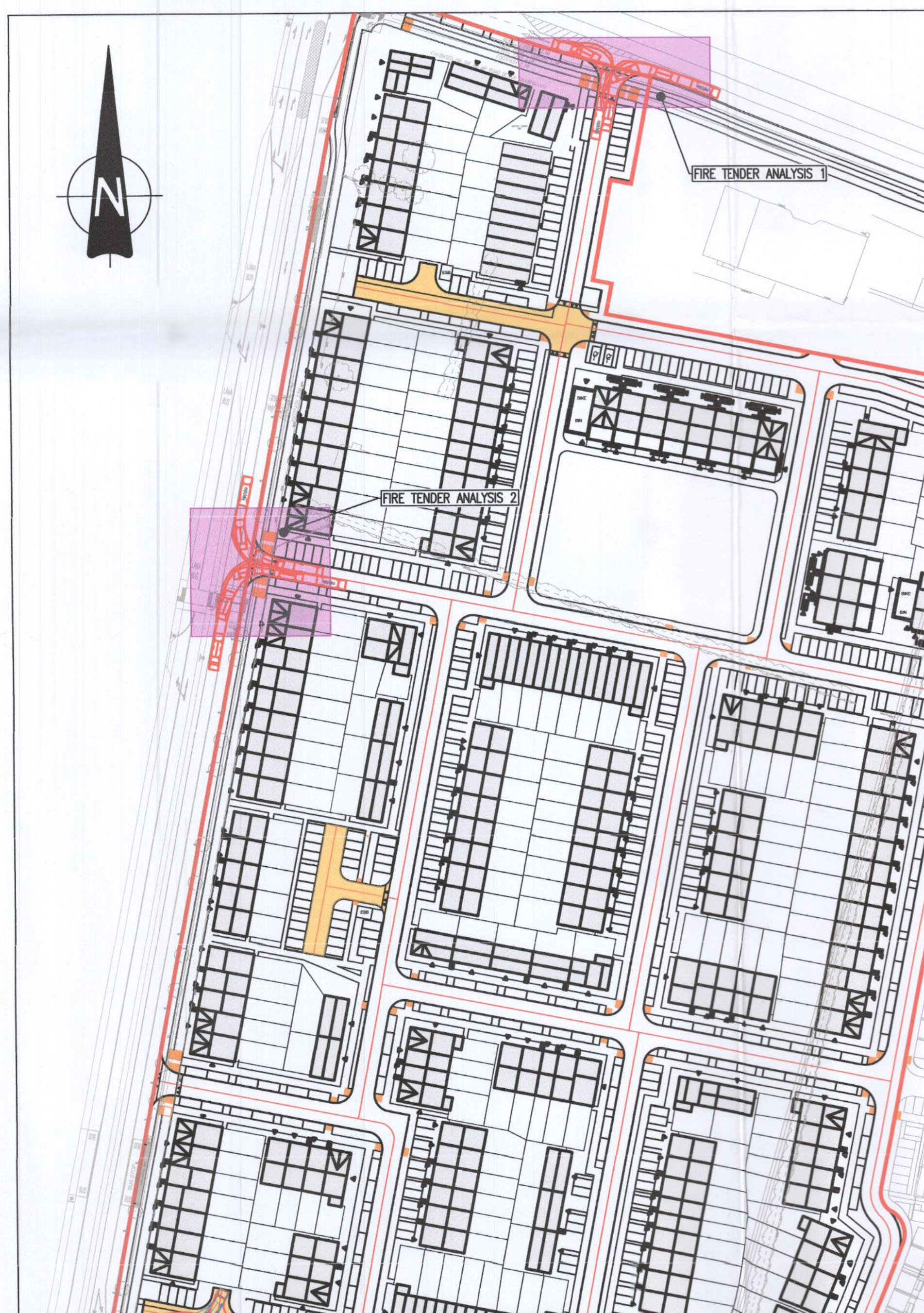
Pumping Appliance	7.900m
Overall Length	2.500m
Overall Width	3.300m
Overall Body Height	0.140m
Track Width	2.500m
Lock-to-lock time	4.00s
Curb to Curb Turning Radius	7.750m




FIRE TENDER ANALYSIS 1  
SCALE 1:100



FIRE TENDER ANALYSIS 2  
SCALE 1:100



SWEEP PATH ANALYSIS LAYOUT PLAN  
SCALE 1:1000



25/08/22	RFI RESPONSE	PW	IW
REV.	DATE	AMENDMENT	DRN APPD

STATUS **FOR PLANNING ONLY**  
**NOT FOR CONSTRUCTION**

**Waterman Moylan**  
Engineering Consultants  
BLOCK 5, EASTPOINT BUSINESS PARK, ALFIE BYRNE ROAD,  
DUBLIN D03 H3F4 IRELAND. Tel: (01) 864 8900  
Email: info@waterman-moylan.ie www.waterman-moylan.ie

CLIENT **QUINTAIN DEVELOPMENTS IRELAND Ltd.**  
ARCHITECT **MOLA ARCHITECTS**  
PROJECT **TANDY'S LANE VILLAGE - PHASE 2**

TITLE **PROPOSED FIRE TENDER SWEEP PATH ANALYSIS SHEET 1 OF 4**

DRAWN PW	DESIGNED KO	APPROVED EC	DATE AUG. 2022
SCALE 1:1000 @A1	JOB NO. 21-058	DRG. NO. P1130	REVISION -